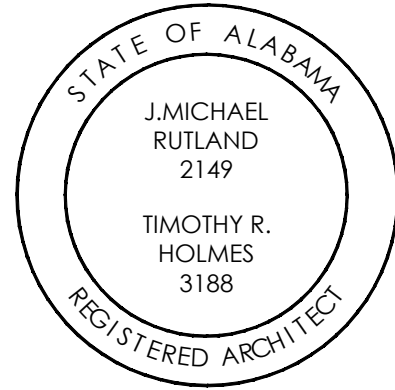


PRINTED: 8/22/2025 @ 11:53AM

FILE NAME: W:\JMRH Projects 2023\23-1335 Mobile (AASF #3) Resurface Hangar Floor\T1.1 TITLE SHEET.dwg



MOBILE
(AASF #3)
RESURFACE
HANGAR FLOOR
MOBILE ALABAMA
IFB#: AC-23-B-0015-S

MOBILE (AASF #3) RESURFACE HANGAR FLOOR

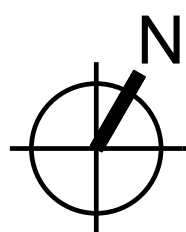
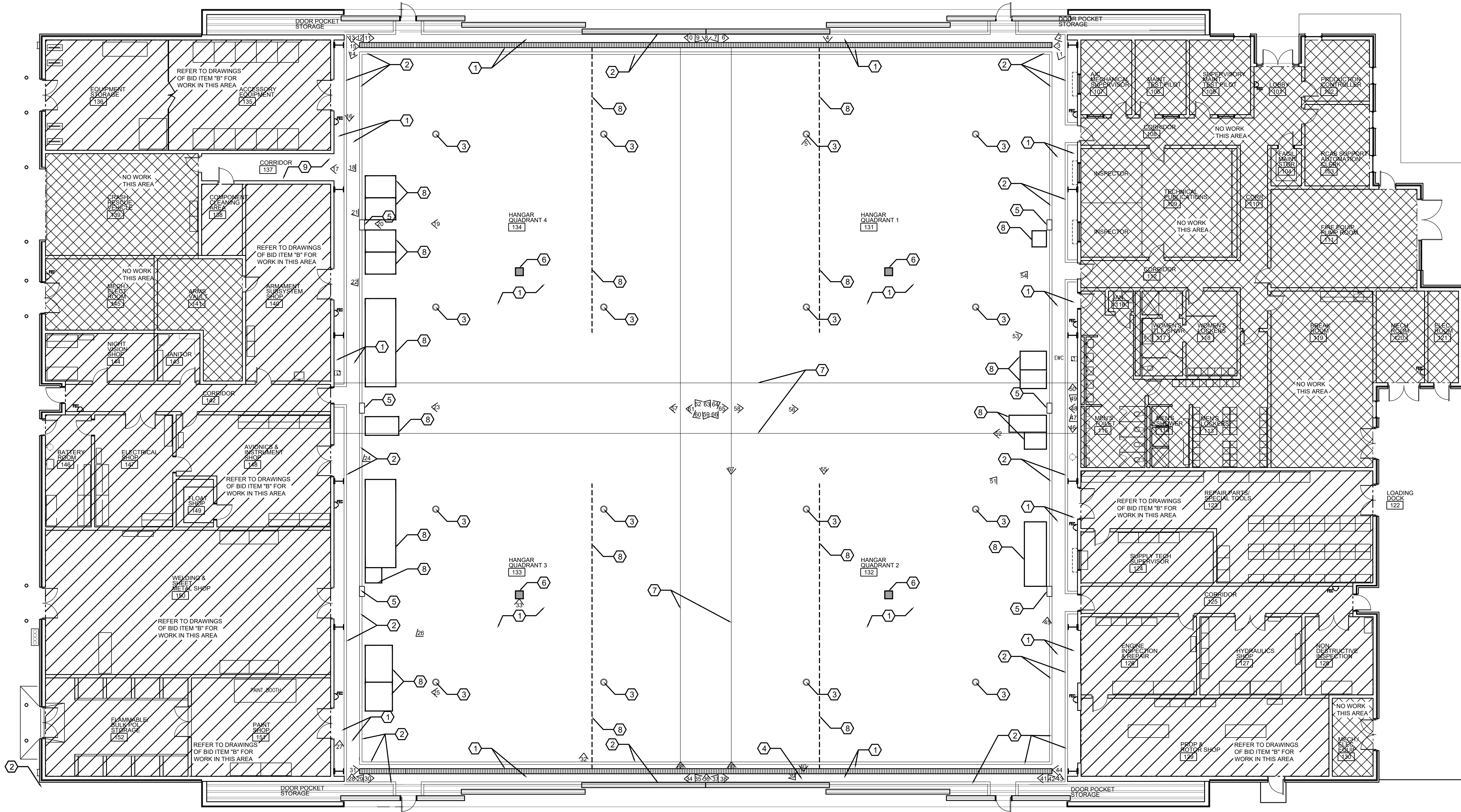
MOBILE, ALABAMA

ABBREVIATIONS			VICINITY MAP			GENERAL NOTES			INDEX OF DRAWINGS			
A	A.B.	ANCHOR BOLT	F	F.AS	FASTENER	P	PAR	PARALLEL	1.	DRAWINGS AND SPECIFICATIONS OF ALL DISCIPLINES INCLUDED HEREIN ARE GRAPHIC AND TEXT REPRESENTATIONS INTENDED TO ESTABLISH THE FULL SCOPE OF THIS PROJECT AND THE FULL CONTRACTUAL OBLIGATION OF THE GENERAL CONTRACTOR TO COMPLETE THE WORK SHOWN, IMPLIED, AND SPECIFIED. IT SHALL BE THE GENERAL CONTRACTOR'S ULTIMATE RESPONSIBILITY TO COORDINATE THE PROPOSALS AND WORK OF ALL TRADES TO ENSURE ALL MATERIALS AND WORK REQUIRED BY THE CONTRACT DOCUMENTS ARE INCLUDED IN THE GENERAL CONTRACTOR'S PROPOSAL AND ARE ULTIMATELY FURNISHED AND INSTALLED IN THE FINISHED PRODUCT, WHETHER EXPLICIT OR IMPLIED BY THESE DOCUMENTS.	18.	DISCONNECT ALL UTILITIES AS INDICATED ON PLANS AND PER DEMOLITION NOTES .
	ABV	ABOVE		F.B.	FACE BRICK		P.BD.	PARTICLE BOARD				
	ACC	AIR-CONDITIONING ACCESS		F.B.O.	FURNISHED BY OTHERS		P.CC.	PRECAST CONCRETE	2.	COORDINATE ALL REVIEWS OF WORK IN PLACE PRIOR TO CONCEALMENT OF ALL: INTERIORS, ENGINEERING & LAYOUT ASSETS, AND EXTERIOR WORK W/ A/E.	19.	OWNER WILL NOT RETAIN SALVAGEABLE MATERIAL. SUCH MATERIAL SHALL BE RECYCLED AT THE DISCRETION OF THE GENERAL CONTRACTOR AND INCORPORATED INTO BASE BID.
	ACT.	ACOUSTICAL TILE (CLG)		F.D.	FLOOR DRAIN		P.E.	PORCELAIN ENAMEL				
	AFI	ABOVE FINISH FLOOR		F.F.	FIRE EXTINGUISHER		PERI	PERIMETER	3.	IT SHALL BE THE RESPONSIBILITY OF THE CONTRACTOR TO BECOME FAMILIAR WITH THE CONTRACT DOCUMENTS APPLICABLE TO THIS PROJECT PRIOR TO CONSTRUCTION. THE DRAWINGS AND SPECIFICATIONS ARE COMPLIMENTARY AND BOTH DOCUMENTS SHALL BE BINDING.	4.	THE CONTRACTOR IS TO MAINTAIN A COMPLETE SET OF AS-BUILT DRAWINGS AT THE JOB SITE. AS-BUILTS SHALL BE AVAILABLE FOR FIELD OBSERVATION BY THE ARCHITECT, ENGINEER AND OWNER.
	A.D.	AREA DRAIN		F.G.	FIXED GLASS		PL	PLATE				
	ADD	ADDENDUM		FGL	FIBERGLASS		P.LAM.	PLASTIC LAMINATE	4.	THE CONTRACTOR IS TO MAINTAIN A COMPLETE SET OF AS-BUILT DRAWINGS AT THE JOB SITE. AS-BUILTS SHALL BE AVAILABLE FOR FIELD OBSERVATION BY THE ARCHITECT, ENGINEER AND OWNER.		
	ADH	ADHESIVE		FN	FINISH		PLAS	PLASTER				
	ADJ	ADJUSTABLE		FLG	FLASHING		PNL	PANEL	5.	THESE DRAWINGS ARE SCHEMATIC IN NATURE AND NOT INTENDED TO SHOW ALL POSSIBLE CONDITIONS, PROCEDURES, OR METHODS OF CONSTRUCTION. IT IS INTENDED THAT A COMPLETE BUILDING BE PROVIDED WITH ALL NECESSARY EQUIPMENT, APPURTENANCES, CONTROLS AND COMPLETELY COORDINATED WITH ALL DISCIPLINES. ALL PARAMETERS GIVEN IN THESE DOCUMENTS SHALL BE STRICTLY CONFORMED WITH ANY ITEMS AND LABOR REQUIRED FOR A COMPLETE FLOOR COATING & REPAIR IN ACCORDANCE WITH ALL APPLICABLE CODES, STANDARDS, AND THESE CONTRACT DOCUMENTS. ALL ITEMS, SYSTEMS, ETC. OUTLINED HEREIN SHALL BE FURNISHED WITHOUT INCURRING ANY ADDITIONAL COST TO THE CONTRACT. CAREFULLY REVIEW ALL CONTRACT DOCUMENTS AND THE DESIGN OF OTHER TRADES BEFORE PREPARING SHOP DRAWINGS.		
	AGG	AGGREGATE		FLR	FLOOR		PNT	PAINT				
	A.H.U.	AIR HANDLING UNIT		FLUR	FLOURESCENT		P.TILE	PORCELAIN TILE	6.	THE CONTRACTOR SHALL VERIFY ON THE SITE ALL DIMENSIONS. EQUIPMENT LOCATIONS AND EXISTING CONDITIONS. NOTIFY THE ARCHITECT PROMPTLY, IN WRITING, IN THE EVENT OF ANY DISCREPANCIES. CONTRACTOR SHALL CHECK AND COORDINATE ALL DIMENSIONS PRIOR TO PROJECT LAYOUT. CONFIRM EXISTING CONDITIONS WILL ACCOMMODATE DIMENSIONAL CRITERIA INDICATED FOR NEW WORK, CONSTRUCTION, AND INSTALLATION. THIS CONFIRMATION SHALL BE THE RESPONSIBILITY OF THE GENERAL CONTRACTOR.		
	ALT	ALTERNATE		FN	FENCE		PR	PAIR				
	ALUM	ALUMINUM		FND	FOUNDATION		PREFAB	PREFABRICATED	7.	DIMENSIONS SHOWN ON THE FLOOR PLANS ARE TO FACE OF STUD AT INTERIOR STUD WALLS, TO FACE OF CONCRETE OR MASONRY WALLS AT EXISTING EXTERIOR WALLS, TO THE CENTERLINE OF COLUMNS AND FACE OF COLUMN FINISH, UNLESS OTHERWISE NOTED. NOTATION ON PLANS TO PROVIDE A "CLEAR" MINIMUM DIMENSION SHALL INCORPORATE THE FINAL FINISH THICKNESS.		
	A.P.	ACCESS PANEL		F.O.	FACE OF		PSF	POUNDS PER SQUARE FOOT				
	APX	APPROXIMATE		FR	FIRE PROOF		PSI	POUNDS PER SQUARE INCH	8.	DO NOT SCALE DRAWINGS IF DIMENSIONS ARE IN QUESTION. THE CONTRACTOR SHALL BE RESPONSIBLE FOR OBTAINING CLARIFICATION FROM THE ARCHITECT BEFORE CONTINUING WITH WORK.		
	ARCH.	ARCHITECT(URAL)		FRB	FIRE PROOF HOSE BIBB		PTN	PARTITION				
	ASPH	ASPHALT		FP	FIREPLACE		P.T.	P.T.	9.	THE CONTRACTOR IS REQUIRED TO REVIEW THE ENTIRE SET OF CONTRACT DOCUMENTS TO NOTE AREAS OF WORK IN THE TRADE ON SHEETS TRADITIONALLY NOTED AS WORK OF OTHER TRADES, I.E. THE REQUIREMENT OF PROVIDING POWER TO MECHANICAL OR OTHER EQUIPMENT SHOWN ELSEWHERE IN THE CONTRACT DOCUMENTS AND NOT ON THE ELECTRICAL DRAWINGS. THE ARCHITECT IS AVAILABLE TO ASSIST IN COORDINATING THESE ITEMS.		
	A.T.	ASPHALT TILE		FRM	FRAME		PV	PRESSURE TREATED				
	AUTO.	AUTOMATIC		FTG	FULL SIZE		PVC	PAVE(D) OR PAVING	10.	SHOULD CONFLICT OCCUR IN OR BETWEEN DRAWINGS(S) AND OR SPECIFICATION(S) OR SHOULD CONFLICTING INFORMATION BE FOUND THEREIN, THE CONTRACTOR WILL BE DEEMED TO HAVE ESTIMATED ON THE MORE EXPENSIVE WAY OF DOING THE WORK INVOLVED UNLESS HE SHALL HAVE ASKED FOR AND OBTAINED THE WRITTEN DECISION OF THE ARCHITECT, BEFORE SUBMISSION OF HIS BID, AS TO METHOD, MATERIALS, OR EQUIPMENT REQUIRED.		
	AVG	AVERAGE		FTG	FOOTING		P.V.	POLYVINYL CHLORIDE (PIPE)				
AWING	AWNING	FUR	FURRED(ING)	PVC	PAVEMENT	11.	CONTRACTOR IS RESPONSIBLE FOR PROVIDING SUBCONTRACTORS WITH COMPLETE DOCUMENTS INDICATING ALL REQUIREMENTS OF THEIR TRADE.					
		F.V.	FIELD VERIFY	PWD	PLYWOOD							
				Q.T.	QUARRY TILE	12.	SMOKING SHALL NOT BE ALLOWED IN ANY OF THE BUILDINGS FOR THE ENTIRE PROJECT.					
				R	RISER							
				R/A	RETURN AIR	13.	THE LOCATION(S) OF CONTRACTOR(S) JOB TRAILERS, TEMPORARY OFFICES, STORAGE CONTAINERS, LAY-DOWN AREAS, ETC. MUST BE APPROVED BY THE OWNER PRIOR TO STARTING CONSTRUCTION.					
				R.B.	RUBBER BASE							
				RAD	RADIUS	14.	CONTRACTOR SHALL PROTECT TO THE GREATEST EXTENT POSSIBLE EXISTING ITEMS TO REMAIN FROM DAMAGE THROUGHOUT THE ENTIRE DURATION OF THE PROJECT.					
				RBL	RUBBLE							
				R.D.	ROOF DRAIN	15.	THE CONTRACTOR SHALL VERIFY ON THE SITE ALL EQUIPMENT LOCATIONS AND EXISTING CONDITIONS. NOTIFY THE ARCHITECT PROMPTLY, IN WRITING, IN THE EVENT OF ANY DISCREPANCIES.					
				REF	REFRIGERATOR							
				REQ	REQUIRED	16.	THE CONTRACTOR IS REQUIRED TO REVIEW THE ENTIRE SET OF CONTRACT DOCUMENTS TO NOTE AREAS OF WORK AND COORDINATE DEMOLITION REQUIREMENTS WITH ALL TRADES.					
				RES	RESILIENT							
				REV	REVISION, REVISED	17.	THE CONTRACTOR SHALL MAINTAIN SAFE WORKSITE CONDITIONS AND METHODS OF EGRESS AND CIRCULATION DURING ENTIRE PROJECT.					
				REIN	REINFORCED(ING)							
				RFG	ROOFING							
				R.J.B.	REINFORCED JUNCTION BOX							
				R.LG	RAILING							
				R&M	RANGE W/ MICROWAVE							
				RWL	ROOF WATER LEADER							
				R.O.	ROUGH OPENING							
				R.O.W.	RIGHT OF WAY							
				R&S	ROD AND SHELF(S)							
				SC	SOLID CORE							
				SCH	SCHEDULE							
				SD	SMOKE DETECTOR							
				SEC	SECTION							
				S.F.	SQUARE FEET							
				SF.GL	SAFETY GLASS							
				S.G.D.	SLIDING GLASS DOOR							
				SHT	SINGLE HUNG OR SHELF (DRAWING) SHEET							
				SHTHG	SHEATHING							
				SIM	SIMILAR							
				SKL	SKYLIGHT							
				SIDE	SIDE LIGHT OR SLEEVE							
				SNT	SEALANT							
				SPC	SPEAKER							
				SPEC	SPECIFICATIONS							
				SPK	SPEAKER							
				S.S.T.	STAINLESS STEEL							
				STD.	STANDARD							
				STOR	STORAGE							
				STL	STEEL							
				STR	STRUCTURAL							
				SQ	SQUARE							
				SUS	SUSPENDED							
				S.W.	SHEAR WALL							
				T	TREAD							
				T.B.	TOWEL BAR							
				T.B.D.	TO BE DETERMINED							
				TC	TERRA COTTA							
				T.C.J.	TROVELED CONTROL JOINT							
				TEMP.	TEMPERED (GLASS)							
				T&G	TONGUE & GROOVE							
				TEL	TELEPHONE							
				THK	THICKNESS							
				THR	THRESHOLD							
				T.O.C.	TOP OF CONCRETE							
				T.O.F.	TOP OF FOUNDATION							
				T.O.M.	TOP OF MASONRY							
				T.O.W.	TOP OF WINDOW							
				TR	TRANSOM							
				TP	TOILET PAPER HOLDER							
				TV	TELEVISION OUTLET							
				TYP	TYPICAL							
				UC	UNDERCUT							
				UNF	UNFINISHED							
				U.N.O.	UNLESS NOTED OTHERWISE							
				VB	VANITY BASE							
				V.B.	VAPOR BARRIER							
				VB#	VANITY BASE WIDTH							
				VERT	VERTICAL							
				VIN	VINYL(SHEET)							
				V.S.	VEGETABLE SINK							
				V.C.T.	VINYL COMPOSITION TILE							
				W	WIDE OR WASHING MACHINE							
				WC	WATER CLOSET							
				WF	WIDE FLANGE							
				WH	WATER HEATER							
				WI	WROUGHT IRON							
				WIC	WALK-IN CLOSET							
				WIN	WINDOW							
				W/ W/O	WITH OR WITHOUT							
				WP	WATERPROOF							
				W.R.	WATER RESISTANT							
				W.S.	WATER SOFTENER							
				WSC	WANSOT							
				W.T.W.	WALL TO WALL							
				WWM	WELDED WIRE MESH							

PROJECT INFORMATION		
OWNER :	ARMORY COMMISSION OF ALABAMA MONTGOMERY, ALABAMA CFMO POINT OF CONTACT ERIC HOLT	FACILITY ADDRESS: MOBILE ARMY AVIATION SUPPORT FACILITY (AASF) #3 9055 TANNER WILLIAMS ROAD MOBILE, AL 36615
ARCHITECT:	JMR+H ARCHITECTURE, P.C. 445 DEXTER AVENUE SUITE 5050 MONTGOMERY, AL 36104 T: (334) 420-5672 F: (334) 420-5692 CONTACT: ROBERT GARRIS, AIA	

DESIGN TEAM CONTACTS		

FILE NAME: W:\UMRH Projects 2023\23-1335 Mobile (AASF #3) Resurface Hangar Floor\BI.A-D1.1 Hangar Demo Plan.dwg PRINTED: 9/22/2023 @ 10:04AM



BID ITEM A - HANGAR DEMOLITION FLOOR PLAN

SCALE: 1/8"=1'-0"

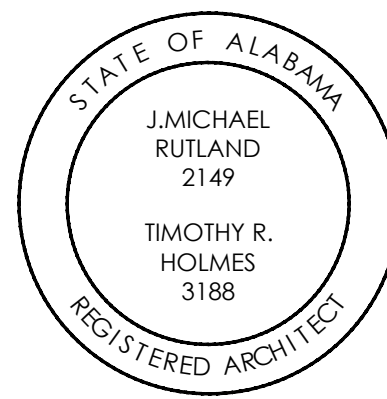
PLAN LEGEND	DEMOLITION KEYNOTES	DEMOLITION GENERAL NOTES
<div><div>②</div>DEMOLITION NOTE REFERENCE</div> <div><div>△</div>DEMOLITION PHOTO REFERENCE</div> <div><div>---</div>EXISTING TO REMAIN</div> <div><div>----</div>EXISTING TO BE DEMOLISHED</div> <div><div>205</div>ROOM NUMBER MARK</div> <div><div>☐</div>FIRE EXT. CABINET</div>	<div>① EXISTING FLOOR COATING SYSTEM TO BE REMOVED AND SURFACE PREPARED TO RECEIVE NEW FLOOR COATING SYSTEM.</div> <div>② EXISTING FLOOR COATING SYSTEM STRIPPING TO BE REMOVED AND SURFACE PREPARED TO RECEIVE NEW FLOOR COATING SYSTEM.</div> <div>③ EXISTING FLOOR COATING SYSTEM GROUNDING SYSTEM INDICATOR TO BE REMOVED AND SURFACE PREPARED TO RECEIVE NEW FLOOR COATING SYSTEM GROUNDING INDICATOR. PROTECT AND MAINTAIN METAL GROUNDING SYSTEM PROTRUSION.</div> <div>④ VISIBLE CRACKING / DAMAGE TO EXISTING FLOOR SLAB TO BE REPAIRED WITH APPROVED MATERIALS IN ACCORDANCE WITH THE FLOOR COATING MANUFACTURER'S GUIDELINES TO MATCH ADJACENT / SURROUNDING FLOOR SLAB SURFACE.</div> <div>⑤ EXISTING SERVICE EQUIPMENT / UTILITY SERVICE PEDESTAL TO BE PROTECTED DURING REMOVAL AND REPLACEMENT OF FLOOR COATING SYSTEM.</div> <div>⑥ EXISTING FLOOR DRAIN TO REMAIN. PROTECT DRAIN AND PIPING FROM DAMAGE - NO WORK.</div> <div>⑦ REMOVE EXISTING SEALANT FROM FLOOR SLAB CONTROL JOINTS AND INSTALL NEW SEALANT COMPATIBLE WITH FLOOR COATING SYSTEM.</div> <div>⑧ EXISTING 2" WIDE PAINT STRIPPING TO BE REMOVED AND RE-APPLIED IN NEW FLOOR COATING SYSTEM.</div> <div>⑨ EXISTING VCT FLOORING TO BE REMOVED AND SLAB / SURFACE PREPARED TO RECEIVE NEW FLOOR COATING SYSTEM.</div>	<div>1. THE CONTRACTOR SHALL MAKE A DETAILED INVESTIGATION OF THE SITE PRIOR TO STARTING WORK TO ENSURE THAT THE FULL SCOPE FOR THE WORK IS DOCUMENTED. THE ELEMENTS OUTLINED AND IDENTIFIED ON THE DEMOLITION DRAWINGS (ALL DISCIPLINES) ARE GENERAL IN NATURE & ARE NOT INTENDED TO ESTABLISH OR IMPLY THE COMPLETE SCOPE. ALL NECESSARY PROCEDURES, TECHNIQUES, MATERIALS AND PRODUCTS TO COMPLETE ALL DEMOLITION REQUIRED TO ACCOMMODATE ALL NEW CONSTRUCTION SHALL BE A PART OF THIS CONTRACT. ALL WORK BY MECHANICAL & ELECTRICAL DISCIPLINES SHALL BE INCLUDED IN EACH RESPECTIVE DISCIPLINES' SCOPE OR AS COORDINATED FOR COMPLETION BY THE WORK IN THE GENERAL PROJECT SCOPE.</div> <div>2. GENERAL CONTRACTOR SHALL SALVAGE ALL EXISTING DEMOLISHED MATERIALS, EQUIPMENT, FIXTURES, ETC. CONTRACTOR SHALL BE RESPONSIBLE FOR THE FINAL DISPOSITIONS OF ALL DEMOLISHED, SALVAGED ITEMS. NO ITEM IS TO REMAIN ON THE SITE. ANY AND ALL DEMOLISHED OR SALVAGED ITEMS REQUIRING SENSITIVE DISPOSAL SHALL BE THE RESPONSIBILITY OF THE CONTRACTOR.</div> <div>3. CONTRACTOR SHALL BE RESPONSIBLE FOR THE PATCH AND REPAIR OF ANY FINISHES OR BUILDING COMPONENTS TO INCLUDE OR ASSOCIATED WITH, BUT NOT LIMITED TO FLOORS, WALLS, CEILING, ETC. DAMAGED BY THE CONTRACTOR OR HIS SUBS DURING THE PROCESS OF THE WORK. THE CONTRACTOR AND HIS SUBCONTRACTORS SHALL BECOME FULLY AWARE OF THE SCOPE OF DEMOLITION / WORK AND ITS EFFECT ON BUILDING SYSTEMS TO REMAIN OR TO BE CONSTRUCTED SO AS TO ANTICIPATE ANY PATCHING OR REPAIR REQUIRED TO COMPLETE THE PROJECT AS OUTLINED IN THE CONSTRUCTION DOCUMENTS.</div> <div>4. CONTRACTOR SHALL COORDINATE WITH OWNER AND TENANT ONSITE REPRESENTATIVE FOR REMOVAL OF ALL FURNITURE, FIXTURES AND EQUIPMENT PRIOR TO WORK. ALL FURNITURE WILL BE REMOVED WITH GOVERNMENT PERSONAL.</div> <div>5. PORTIONS OF THIS BUILDING WILL REMAIN OCCUPIED THROUGHOUT THE DURATION OF THE PROJECT. CONTRACTOR SHALL TAKE ALL CONTROL MEASURES NECESSARY TO LIMIT DUST AND NOISE TO PORTIONS OF THE BUILDING NOT UNDERGOING WORK.</div> <div>6. CONTRACTOR IS TO ENSURE THAT ALL LIFE SAFETY SYSTEMS ARE PROTECTED, REMAIN FULLY FUNCTIONAL AND UNINTERRUPTED (INCLUDING SMOKE, FIRE ALARM, AND FIRE SUPPRESSION SYSTEMS FOR THE DURATION OF THE PROJECT.</div> <div>7. DIMENSIONS SHOWN ON FLOOR PLAN ARE FROM FACE OF CMU TO FACE CMU TYPICAL (U.N.O.)</div> <div>8. CLEAN, PATCH & REPAIR EXISTING CONCRETE SLAB DAMAGED AS A RESULT OF DEMOLITION. REMOVE SURFACE DEBRIS, ENSURE ALL CHIPPED, CRACKED, DIVETED, PITTED AND SPALLED AREAS HAVE BEEN THOROUGHLY LEVELED AND PREPARE FLOOR SLAB FOR NEW FINISH.</div> <div>9. THE PLANS AND SPECIFICATIONS DO NOT DETERMINE THE RESPONSIBILITIES OF THE GENERAL CONTRACTOR AND HIS SUB-CONTRACTORS. ALL DRAWINGS AND SPECIFICATIONS REFER TO ALL TRADES AS REQUIRED TO COMPLETE THE PROJECT. PLANS AND SPECIFICATIONS SHOULD NOT BE SEPARATED.</div> <div>10. MAINTAIN THE EXISTING BUILDING / SITE IN A SAFE AND WEATHERTIGHT CONDITION THROUGHOUT THE CONSTRUCTION PERIOD. REPAIR DAMAGE CAUSED BY CONSTRUCTION OPERATIONS. TAKE ALL PRECAUTIONS NECESSARY TO PROTECT THE BUILDING DURING THE CONSTRUCTION PERIOD.</div> <div>11. THE GENERAL CONTRACTOR IS RESPONSIBLE TO SEE THAT ALL CONSTRUCTION MATERIALS ARE STORED IN A NEAT AND ORDERLY MANNER AS TO NOT INTERFERE WITH THE NORMAL OPERATIONS OF THE FACILITY.</div> <div>12. IN ALL AREAS RECEIVING NEW FLOOR FINISHES THE EXISTING FLOOR FINISHES ARE TO BE REMOVED AND SLABS SHALL BE PREPARED TO RECEIVE NEW FLOOR FINISHES PER THE SPECIFICATIONS. SEE CONSTRUCTION FLOOR PLAN FOR EXTENT OF NEW FINISHES AND CONSTRUCTION.</div> <div>13. IN ALL AREAS RECEIVING NEW FLOOR FINISHES REMOVE EXISTING JOINT SEALANTS FROM EXISTING FLOOR SLAB CONTROL JOINTS AND PREPARE THE CONTROL JOINTS TO RECEIVE NEW SEALANT COMPATIBLE WITH NEW FLOOR FINISHES - SEE SPECIFICATIONS.</div> <div>14. REPAIR ALL INDICATED CRACKS IN FLOOR SLAB. VISUALLY INSPECT THE FLOOR SLAB FOR CRACKS NOT INDICATED AND REPAIR THESE AREAS.</div>

REFER TO DRAWINGS BI.A-D2.1 & BI.A-D2.2 FOR PHOTOS OF EXISTING CONDITIONS.

JMR+H
Architecture, P.C

445 Dexter Avenue
Suite 5050
Montgomery, AL 36104

Phone: (334) 420-5672
Fax: (334) 420-5692



MOBILE
(AASF #3)
RESURFACE
HANGAR FLOOR
MOBILE ALABAMA
IFB#: AC-23-B-0015-S

CONSTRUCTION DOCUMENTS

Project Number: 23-1335
Date: 22 AUGUST 2023
Revisions:

Sheet Description

BID ITEM A
DEMOLITION
FLOOR PLAN

Sheet Number

BI.A-D1.1




1



2




3



4



5



6



7




8



9



10




11



12




13




14



15



16



17




18



19



20



21



22



23




24




25



26



27




28




29



30




31



32



33



34




35



36

JMR+H
Architecture, P.C.
445 Dexter Avenue
Suite 5050
Montgomery, AL 36104
Phone: (334) 420-5672
Fax: (334) 420-5692



MOBILE
(AASF #3)
RESURFACE
HANGAR FLOOR
MOBILE ALABAMA
IFB#: AC-23-B-0015-S


CONSTRUCTION DOCUMENTS

Project Number: 23-1335
Date: 22 AUGUST 2023
Revisions:


Sheet Description
EXISTING
CONDITIONS &
DEMOLITION
PHOTOS

Sheet Number

BI.A-D2.1



37




38




39




40




41



42



43



44



45



46



47



48




49




50



51



52



53




54




55




56



57




58



59




60




61



62



63



64



65



66



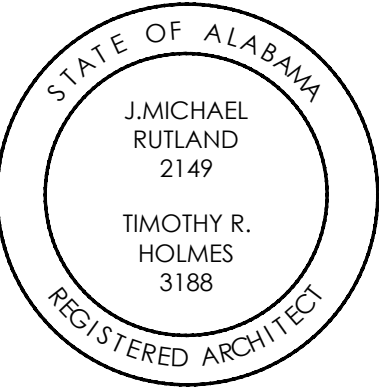
67



68



69



CONSTRUCTION
DOCUMENTS

Project Number: 23-1335
Date: 22 AUGUST 2023
Revisions:

Sheet Description

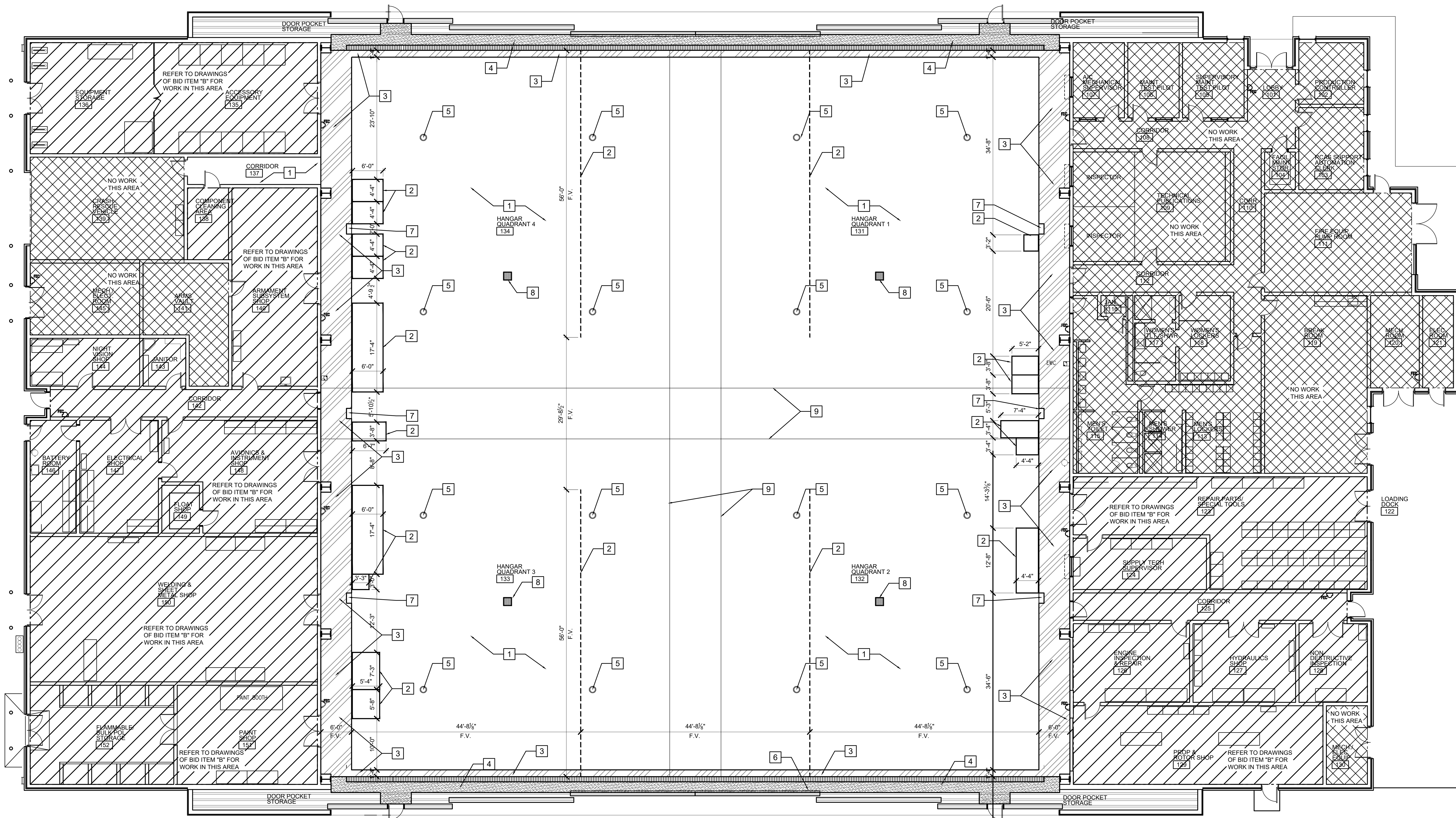
EXISTING
CONDITIONS &
DEMOLITION
PHOTOS

Sheet Number

BI.A-D2.2

FILE NAME: W:\JMRH Projects 2023\23-1335 Mobile (AASF #3) Resurface Hangar Floor\BI.A-A1.1 Hangar Const Plan.dwg
PRINTED: 9/22/2023 @ 10:09AM

PLAN LEGEND	CONSTRUCTION KEYNOTES	CONSTRUCTION GENERAL NOTES
<div>2</div> WORK NOTE REFERENCE	1. APPLY NEW FLOOR COATING SYSTEM (WHITE) - SEE SPECIFICATIONS	1. THE CONTRACTOR SHALL MAKE A DETAILED INVESTIGATION OF THE SITE PRIOR TO STARTING WORK TO ENSURE THAT THE FULL SCOPE FOR THE WORK IS DOCUMENTED. THE ELEMENTS OUTLINED AND IDENTIFIED ON THE DEMOLITION DRAWINGS (ALL DISCIPLINES) ARE GENERAL IN NATURE & ARE NOT INTENDED TO ESTABLISH OR IMPLY THE COMPLETE SCOPE. ALL NECESSARY PROCEDURES, TECHNIQUES, MATERIALS AND PRODUCTS TO COMPLETE ALL DEMOLITION REQUIRED TO ACCOMMODATE ALL NEW CONSTRUCTION SHALL BE A PART OF THIS CONTRACT. ALL WORK BY MECHANICAL & ELECTRICAL DISCIPLINES SHALL BE INCLUDED IN EACH RESPECTIVE DISCIPLINES' SCOPE OR AS COORDINATED FOR COMPLETION BY THE WORK IN THE GENERAL PROJECT SCOPE.
<div>205</div> ROOM NUMBER MARK	2. NEW 2" WIDE FLOOR COATING SYSTEM STRIPES (RED) - SEE SPECIFICATIONS	2. GENERAL CONTRACTOR SHALL SALVAGE ALL EXISTING DEMOLISHED MATERIALS, EQUIPMENT, FIXTURES, ETC. CONTRACTOR SHALL BE RESPONSIBLE FOR THE FINAL DISPOSITIONS OF ALL DEMOLISHED, SALVAGED ITEMS. NO ITEM IS TO REMAIN ON THE SITE. ANY AND ALL DEMOLISHED OR SALVAGED ITEMS REQUIRING SENSITIVE DISPOSAL SHALL BE THE RESPONSIBILITY OF THE CONTRACTOR.
<div></div> FIRE EXT. CABINET	3. APPLY NEW FLOOR COATING SYSTEM (YELLOW) - SEE SPECIFICATIONS	3. CONTRACTOR SHALL BE RESPONSIBLE FOR THE PATCH AND REPAIR OF ANY FINISHES OR BUILDING COMPONENTS TO INCLUDE OR ASSOCIATED WITH, BUT NOT LIMITED TO FLOORS, WALLS, CEILING, ETC. DAMAGED BY THE CONTRACTOR OR HIS SUBS DURING THE PROCESS OF THE WORK. THE CONTRACTOR AND HIS SUBCONTRACTORS SHALL BECOME FULLY AWARE OF THE SCOPE OF DEMOLITION / WORK AND ITS EFFECT ON BUILDING SYSTEMS TO REMAIN OR TO BE CONSTRUCTED SO AS TO ANTICIPATE ANY PATCHING OR REPAIR REQUIRED TO COMPLETE THE PROJECT AS OUTLINED IN THE CONSTRUCTION DOCUMENTS.
	4. APPLY NEW FLOOR COATING SYSTEM (YELLOW) WITH ABRASIVE NON-SLIP GRIT - SEE SPECIFICATIONS	4. CONTRACTOR SHALL COORDINATE WITH OWNER AND TENANT ONSITE REPRESENTATIVE FOR REMOVAL OF ALL FURNITURE, FIXTURES AND EQUIPMENT PRIOR TO WORK. ALL FURNITURE WILL BE REMOVED WITH GOVERNMENT PERSONAL.
	5. APPLY NEW FLOOR COATING SYSTEM GROUNDING SYSTEM INDICATOR TO MATCH EXISTING GROUNDING INDICATOR. PROTECT AND MAINTAIN METAL GROUNDING SYSTEM PROTRUSION.	5. PORTIONS OF THIS BUILDING WILL REMAIN OCCUPIED THROUGHOUT THE DURATION OF THE PROJECT. CONTRACTOR SHALL TAKE ALL CONTROL MEASURES NECESSARY TO LIMIT DUST AND NOISE TO PORTIONS OF THE BUILDING NOT UNDERGOING WORK.
	6. VISIBLE CRACKING / DAMAGE TO EXISTING FLOOR SLAB TO BE REPAIRED WITH APPROVED MATERIALS IN ACCORDANCE WITH THE FLOOR COATING MANUFACTURER'S GUIDELINES TO MATCH ADJACENT / SURROUNDING FLOOR SLAB SURFACE.	6. CONTRACTOR IS TO ENSURE THAT ALL LIFE SAFETY SYSTEMS ARE PROTECTED, REMAIN FULLY FUNCTIONAL AND UNINTERRUPTED (INCLUDING SMOKE, FIRE ALARM, AND FIRE SUPPRESSION SYSTEMS FOR THE DURATION OF THE PROJECT.
	7. EXISTING SERVICE EQUIPMENT / UTILITY SERVICE PEDESTAL TO BE PROTECTED DURING REMOVAL AND REPLACEMENT OF FLOOR COATING SYSTEM.	7. DIMENSIONS SHOWN ON FLOOR PLAN ARE FROM FACE OF CMU TO FACE CMU TYPICAL (U.N.O.)
	8. EXISTING FLOOR DRAIN TO REMAIN. PROTECT DRAIN AND PIPING FROM DAMAGE - NO WORK	8. CLEAN, PATCH & REPAIR EXISTING CONCRETE SLAB DAMAGED AS A RESULT OF DEMOLITION. REMOVE SURFACE DEBRIS, ENSURE ALL CHIPPED, CRACKED, DIVETED, PITTED AND SPALLED AREAS HAVE BEEN THOROUGHLY LEVELED AND PREPARE FLOOR SLAB FOR NEW FINISH.
	9. REMOVE EXISTING SEALANT FROM FLOOR SLAB CONTROL JOINTS AND INSTALL NEW SEALANT COMPATIBLE WITH FLOOR COATING SYSTEM.	9. THE PLANS AND SPECIFICATIONS DO NOT DETERMINE THE RESPONSIBILITIES OF THE GENERAL CONTRACTOR AND HIS SUB-CONTRACTORS. ALL DRAWINGS AND SPECIFICATIONS REFER TO ALL TRADES AS REQUIRED TO COMPLETE THE PROJECT. PLANS AND SPECIFICATIONS SHOULD NOT BE SEPARATED.
		10. MAINTAIN THE EXISTING BUILDING / SITE IN A SAFE AND WEATHERTIGHT CONDITION THROUGHOUT THE CONSTRUCTION PERIOD. REPAIR DAMAGE CAUSED BY CONSTRUCTION OPERATIONS. TAKE ALL PRECAUTIONS NECESSARY TO PROTECT THE BUILDING DURING THE CONSTRUCTION PERIOD.
		11. THE GENERAL CONTRACTOR IS RESPONSIBLE TO SEE THAT ALL CONSTRUCTION MATERIALS ARE STORED IN A NEAT AND ORDERLY MANNER AS TO NOT INTERFERE WITH THE NORMAL OPERATIONS OF THE FACILITY.
		12. IN ALL AREAS RECEIVING NEW FLOOR FINISHES THE EXISTING FLOOR FINISHES ARE TO BE REMOVED AND SLABS SHALL BE PREPARED TO RECEIVE NEW FLOOR FINISHES PER THE SPECIFICATIONS. SEE CONSTRUCTION FLOOR PLAN FOR EXTENT OF NEW FINISHES AND CONSTRUCTION.
		13. IN ALL AREAS RECEIVING NEW FLOOR FINISHES REMOVE EXISTING JOINT SEALANTS FROM EXISTING FLOOR SLAB CONTROL JOINTS AND PREPARE THE CONTROL JOINTS TO RECEIVE NEW SEALANT COMPATIBLE WITH NEW FLOOR FINISHES - SEE SPECIFICATIONS.
		14. REPAIR ALL INDICATED CRACKS IN FLOOR SLAB. VISUALLY INSPECT THE FLOOR SLAB FOR CRACKS NOT INDICATED AND REPAIR THESE AREAS.



 **BID ITEM A - HANGAR CONSTRUCTION FLOOR PLAN**
SCALE: 1/8"=1'-0"

JMR+H
Architecture, P.C

445 Dexter Avenue
Suite 5050
Montgomery, AL 36104

Phone: (334) 420-5672
Fax: (334) 420-5692

STATE OF ALABAMA
J. MICHAEL RUTLAND
2149
TIMOTHY R. HOLMES
3188
REGISTERED ARCHITECT

MOBILE (AASF #3) RESURFACE HANGAR FLOOR
MOBILE ALABAMA
IFB#: AC-23-B-0015-S

CONSTRUCTION DOCUMENTS

Project Number: 23-1335
Date: 22 AUGUST 2023
Revisions:

Sheet Description


BID ITEM A CONSTRUCTION FLOOR PLAN

Sheet Number


BI.A-A1.1




1




2



3




4



5



6




7




8




9




10



11




12




13




14




15




16



17




18



19




20




21




22




23




24




25



26




27



28




29



30




31




32




33



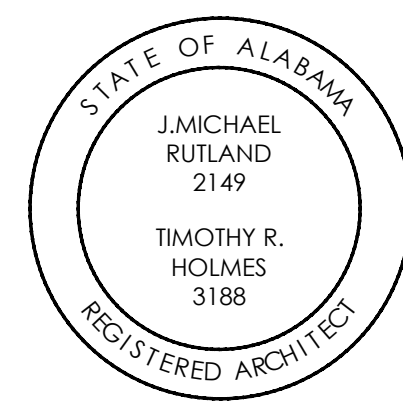
34



35



36



MOBILE
(AASF #3)
RESURFACE
HANGAR FLOOR
MOBILE ALABAMA
IFB#: AC-23-B-0015-S


CONSTRUCTION
DOCUMENTS

Project Number: 23-1335
Date: 22 AUGUST 2023
Revisions:


Sheet Description
EXISTING
CONDITIONS &
DEMOLITION
PHOTOS

Sheet Number


BI.B-D2.1




37




38



39




40



41



42



43



44




45



46



47




48



49



50



51



52



53




54



55



56




57



58



59

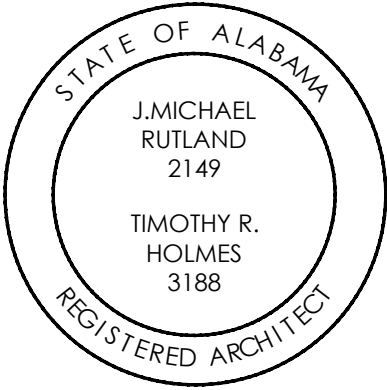


60



61

JMR+H
Architecture, P.C.
445 Dexter Avenue
Suite 5050
Montgomery, AL 36104
Phone: (334) 420-5672
Fax: (334) 420-5692



**MOBILE
(AASF #3)
RESURFACE
HANGAR FLOOR**
MOBILE ALABAMA
IFB#: AC-23-B-0015-S

**CONSTRUCTION
DOCUMENTS**

Project Number: 23-1335
Date: 22 AUGUST 2023
Revisions:

Sheet Description
**EXISTING
CONDITIONS &
DEMOLITION
PHOTOS**

Sheet Number
BI.B-D2.2

