

*APPENDIX B*  
RECORD DRAWINGS

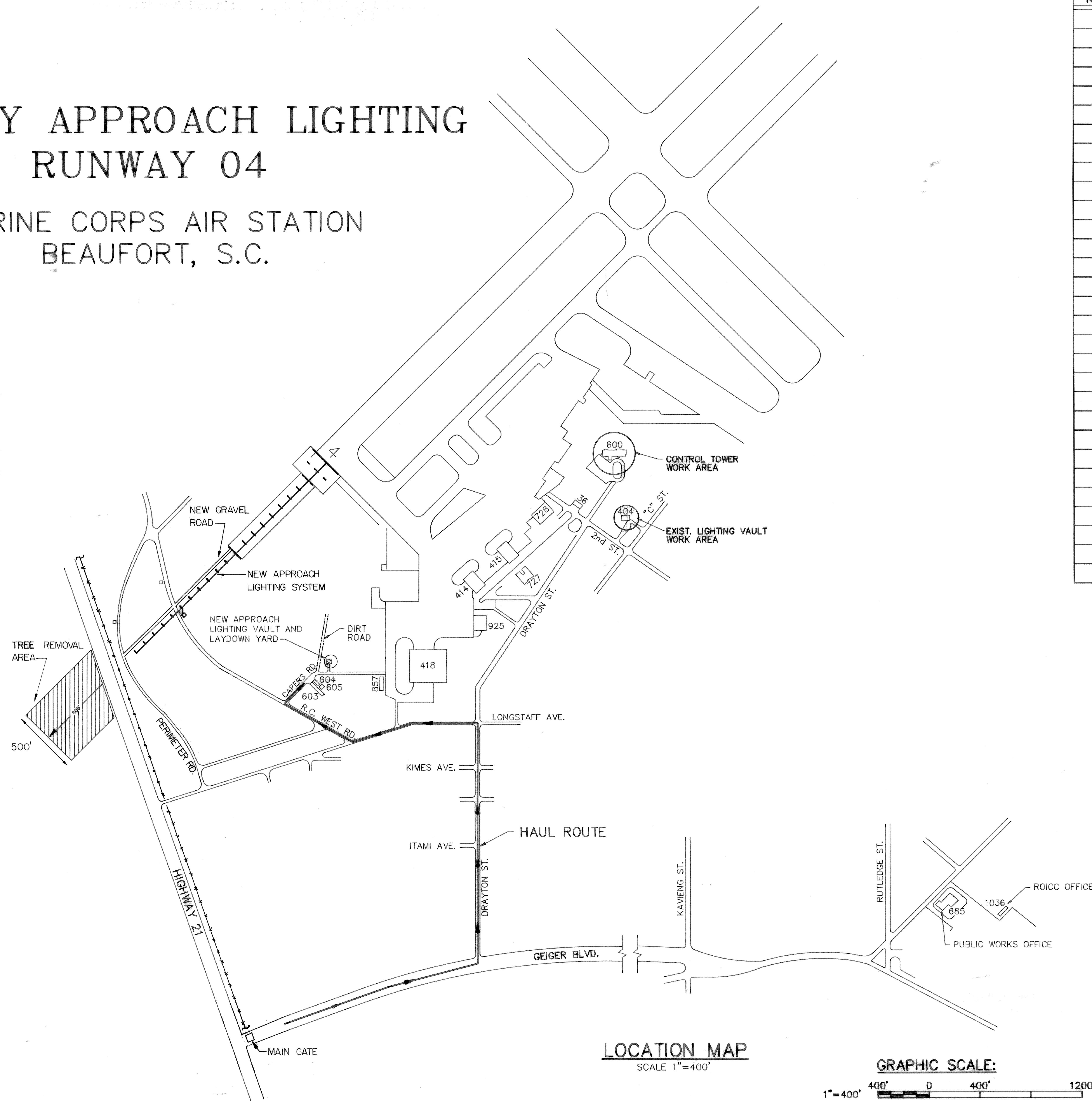
**THIS PAGE INTENTIONALLY LEFT BLANK**

DESIGNED FOR:  
SOUTHERN DIVISION  
NAVAL FACILITIES ENGINEERING COMMAND  
CHARLESTON, SOUTH CAROLINA

DESIGNED BY:  
ENGINEERING TECHNOLOGY, INC.  
CHARLESTON, SOUTH CAROLINA

# RUNWAY APPROACH LIGHTING RUNWAY 04

MARINE CORPS AIR STATION  
BEAUFORT, S.C.

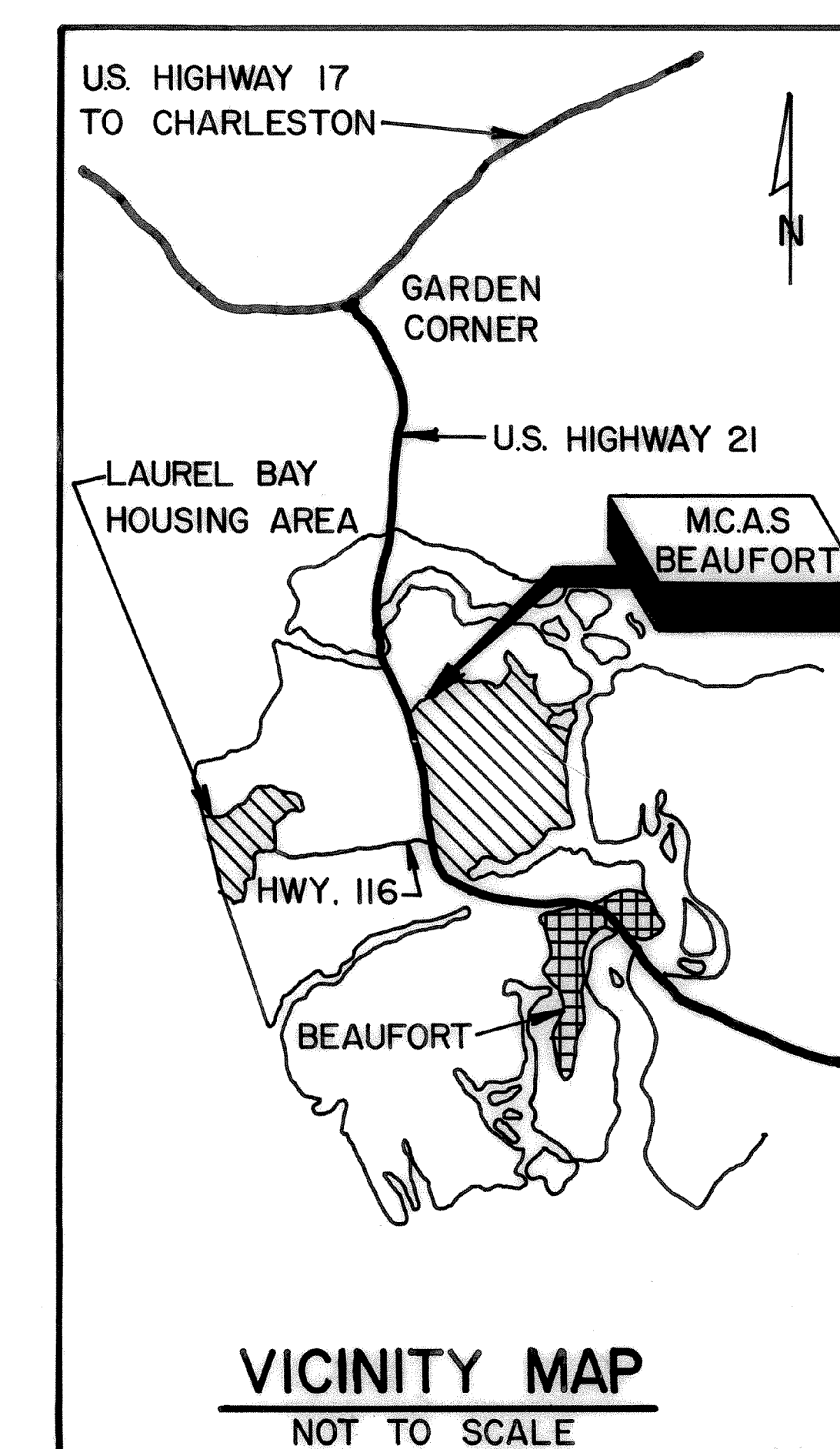


LOCATION MAP  
SCALE 1"=400'

GRAPHIC SCALE:



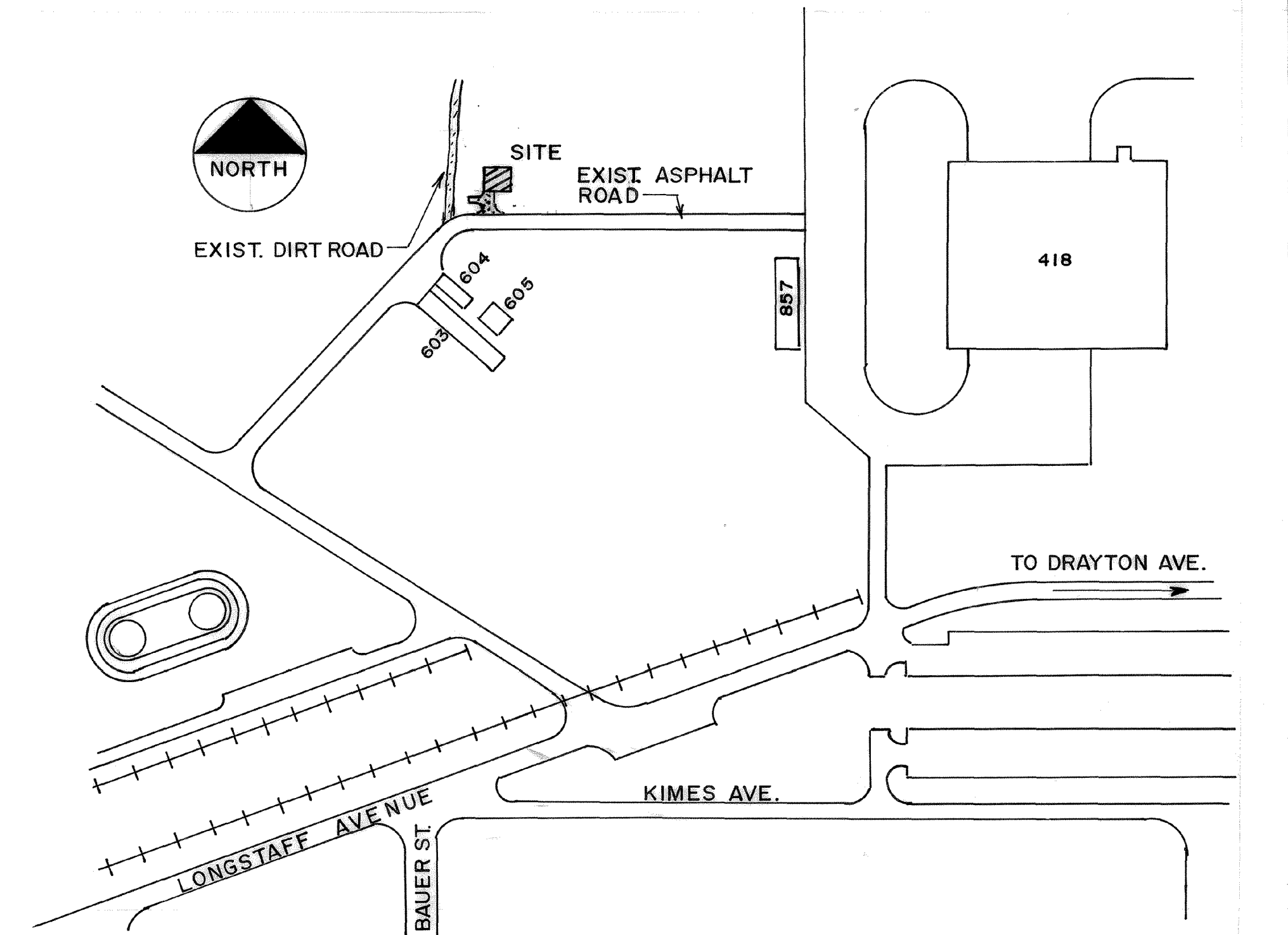
NAVFAC DWG. NO.	SHEET NUMBER	DRAWING TITLE
5159061	1 (T-1)	TITLE SHEET
5159062	2 (C-1)	SITE PLAN-APPROACH AREA
5159063	3 (C-2)	SOIL BORING LOGS
5159064	4 (C-3)	ACCESS ROAD PLAN & PROFILE
5159065	5 (C-4)	LIGHTING VAULT SITE PLANS & SITE DETAILS
5159066	6 (A-1)	LIGHTING VAULT-FLOOR PLAN AND DETAILS
5159067	7 (A-2)	LIGHTING VAULT-SECTION AND DETAILS
5159068	8 (A-3)	LIGHTING VAULT-DETAILS
5159069	9 (A-4)	LIGHTING VAULT-ROOF PLAN AND DETAILS
5159070	10 (M-1)	LIGHTING VAULT-MECHANICAL PLANS AND DETAILS
5159071	11 (E-1)	LIGHTING VAULT-ELECTRICAL PLANS AND DETAILS
5159072	12 (E-2)	LIGHTING VAULT-SECTION AND DETAILS
5159073	13 (E-3)	RUNWAY LIGHTING VAULT-BUILDING 404
5159074	14 (AL-1)	AIRFIELD SITE PLAN
5159075	15 (AL-2)	CONTROL TOWER MODIFICATIONS
5159076	16 (AL-3)	APPROACH LIGHTING SYSTEM-SITE PLAN (0+00-10+50)
5159077	17 (AL-4)	APPROACH LIGHTING SYSTEM-SITE PLAN (10+50-21+00)
5159078	18 (AL-5)	RUNWAY THRESHOLD MODS-R/W 04
5159079	19 (AL-6)	LIGHT BAR DETAILS
5159080	20 (AL-7)	POWER & CONTROL LOGIC DIAGRAM
5159081	21 (AL-8)	CONTROL LADDER DIAGRAM
5159082	22 (AL-9)	CONTROL WIRING DIAGRAM
5159083	23 (AL-10)	CONTROL WIRING DIAGRAM
5159084	24 (AL-11)	SCHEMATIC DIAGRAM - APPROACH SYSTEM
5159085	25 (AL-12)	SEQUENCE FLASHING SYSTEM - SCHEMATIC DIAGRAM
5159086	26 (AL-13)	TEMPORARY THRESHOLD - RUNWAY 04
5159087	27 (AL-14)	POLE DETAILS, LIGHT FIXTURE DETAILS
5159088	28 (AL-15)	MANHOLE-HANDHOLE DETAILS
5159089	29 (AL-16)	HANDHOLE (15"x30"), TROUGH AND DUCT DETAILS
5159090	30 (AL-17)	LIGHT BARS AND DETAILS



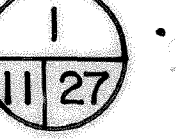
VICINITY MAP  
NOT TO SCALE







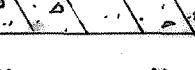



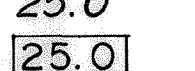


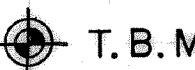
FOR OFFICIAL USE ONLY	
RECORD DRAWING DATE 2/28/89	CC 13610
PW 6959	
ENGINEERING TECHNOLOGY CHARLESTON, SC	
DEPARTMENT OF THE NAVY NAVAL FACILITIES ENGINEERING COMMAND SOUTHERN DIVISION CHARLESTON, S.C.	
MARINE CORPS AIR STATION BEAUFORT, SC	
APPROACH LIGHTING - R/W 4 TITLE SHEET	
5159061	
N62467-85-C-0136	
SHEET 1 OF 30	

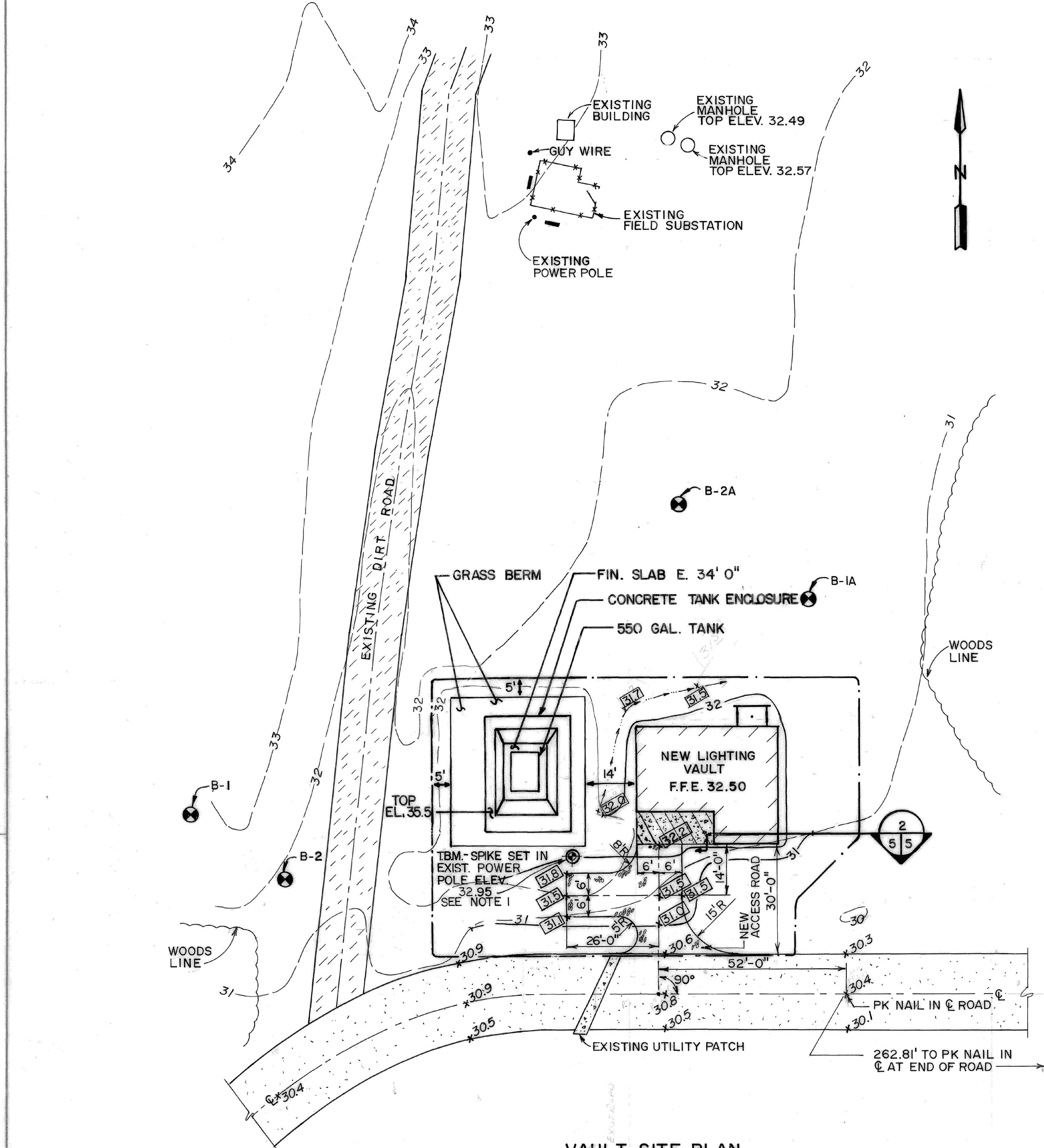
REVISIONS				
LET	DESCRIPTION	PREP'D BY	DATE	APPROVED
	AS BUILT DRAWING, NO CORRECTIONS	LCD	28 Feb 89	<i>[Signature]</i>



LOCATION PLAN  
NOT TO SCALE

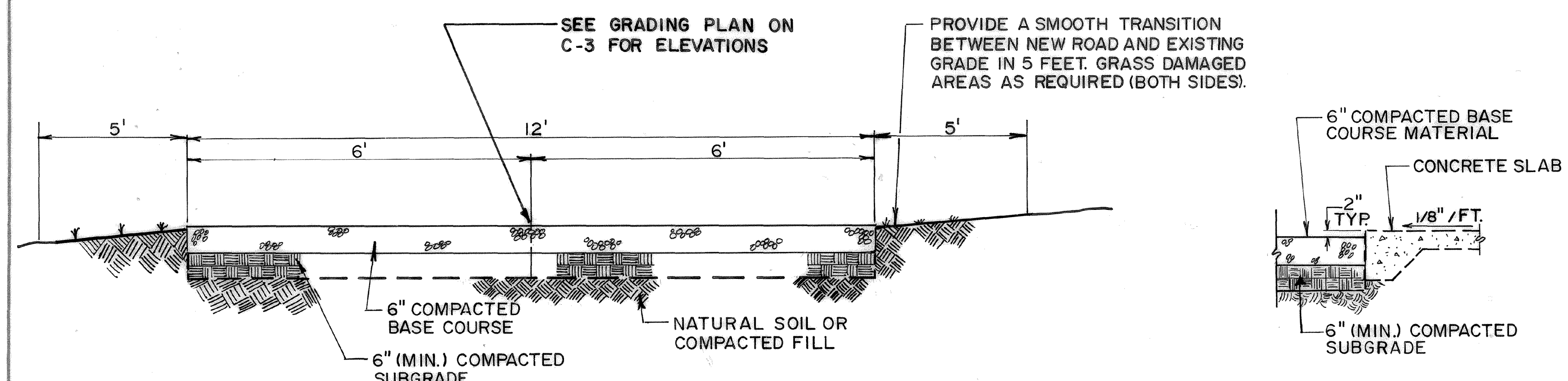
NOTE:  
1. EXISTING POLE TO BE REPLACED.  
SEE DETAIL .  
  
THIS POLE CARRIES T.B.M. FOR THE  
AREA. ESTABLISH NEW T.B.M. PRIOR  
TO REMOVAL OF POLE.

- LEGEND
-  EXISTING ASPHALT
  -  EXISTING CONCRETE
  -  EXISTING DIRT ROAD
  -  NEW ACCESS ROAD
  -  NEW LIGHTING VAULT
  -  NEW CONCRETE
  -  EXISTING FENCE
  -  25- EXISTING CONTOUR
  -  25- NEW CONTOUR
  -  x 25.0 EXISTING SPOT ELEVATION
  -  x 25.0 NEW SPOT ELEVATION
  -  NEW DRAINAGE SWALE
  -  LIMITS OF CONSTRUCTION
  -  T.B.M. TEMPORARY BENCH MARK




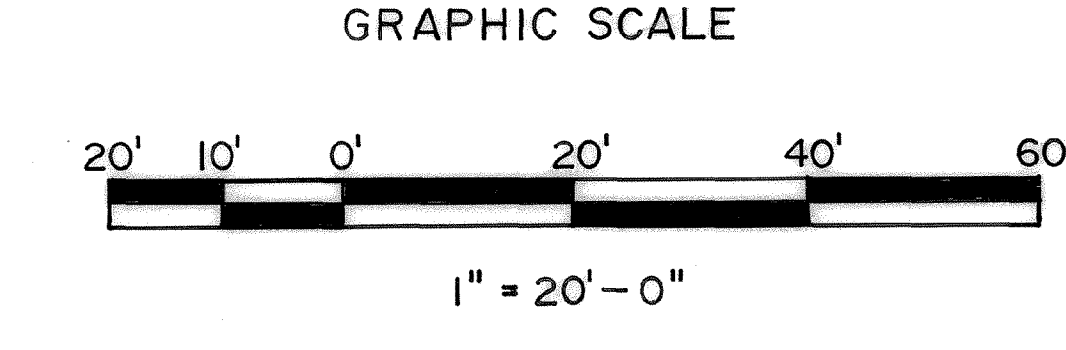
VAULT SITE PLAN  
SCALE: 1" = 20'

NOTE:  
EXCAVATE EXISTING MATERIAL TO  
ELEVATION 29.0 MSL BENEATH  
VAULT LIGHTING STRUCTURE.  
BACKFILL WITH COMPACTED FILL  
TO BOTTOM OF NEW SLAB.



TYPICAL ACCESS ROAD SECTION  
NOT TO SCALE

SECTION THRU DRIVE  
AT CONCRETE SLAB  
NOT TO SCALE



PW 6963		RECORD DRAWING DATE 2/28/89	
ENGINEERING TECHNOLOGY CHARLESTON, SC		DEPARTMENT OF THE NAVY NAVAL FACILITIES ENGINEERING COMMAND SOUTHERN DIVISION CHARLESTON, S.C.	
DESIGN: R. McPEAK, L. ROBINSON, CHN. J. LESTER SUPERV: R. McPEAK, CHENGR. J. LESTER REVISIONS: 1. 10/25/88 2. 1/10/89 3. 1/10/89 4. 1/10/89 5. 1/10/89 6. 1/10/89 7. 1/10/89 8. 1/10/89 9. 1/10/89 10. 1/10/89 11. 1/10/89 12. 1/10/89 13. 1/10/89 14. 1/10/89 15. 1/10/89 16. 1/10/89 17. 1/10/89 18. 1/10/89 19. 1/10/89 20. 1/10/89 21. 1/10/89 22. 1/10/89 23. 1/10/89 24. 1/10/89 25. 1/10/89 26. 1/10/89 27. 1/10/89 28. 1/10/89 29. 1/10/89 30. 1/10/89 31. 1/10/89 32. 1/10/89 33. 1/10/89 34. 1/10/89 35. 1/10/89 36. 1/10/89 37. 1/10/89 38. 1/10/89 39. 1/10/89 40. 1/10/89 41. 1/10/89 42. 1/10/89 43. 1/10/89 44. 1/10/89 45. 1/10/89 46. 1/10/89 47. 1/10/89 48. 1/10/89 49. 1/10/89 50. 1/10/89 51. 1/10/89 52. 1/10/89 53. 1/10/89 54. 1/10/89 55. 1/10/89 56. 1/10/89 57. 1/10/89 58. 1/10/89 59. 1/10/89 60. 1/10/89 61. 1/10/89 62. 1/10/89 63. 1/10/89 64. 1/10/89 65. 1/10/89 66. 1/10/89 67. 1/10/89 68. 1/10/89 69. 1/10/89 70. 1/10/89 71. 1/10/89 72. 1/10/89 73. 1/10/89 74. 1/10/89 75. 1/10/89 76. 1/10/89 77. 1/10/89 78. 1/10/89 79. 1/10/89 80. 1/10/89 81. 1/10/89 82. 1/10/89 83. 1/10/89 84. 1/10/89 85. 1/10/89 86. 1/10/89 87. 1/10/89 88. 1/10/89 89. 1/10/89 90. 1/10/89 91. 1/10/89 92. 1/10/89 93. 1/10/89 94. 1/10/89 95. 1/10/89 96. 1/10/89 97. 1/10/89 98. 1/10/89 99. 1/10/89 100. 1/10/89 101. 1/10/89 102. 1/10/89 103. 1/10/89 104. 1/10/89 105. 1/10/89 106. 1/10/89 107. 1/10/89 108. 1/10/89 109. 1/10/89 110. 1/10/89 111. 1/10/89 112. 1/10/89 113. 1/10/89 114. 1/10/89 115. 1/10/89 116. 1/10/89 117. 1/10/89 118. 1/10/89 119. 1/10/89 120. 1/10/89 121. 1/10/89 122. 1/10/89 123. 1/10/89 124. 1/10/89 125. 1/10/89 126. 1/10/89 127. 1/10/89 128. 1/10/89 129. 1/10/89 130. 1/10/89 131. 1/10/89 132. 1/10/89 133. 1/10/89 134. 1/10/89 135. 1/10/89 136. 1/10/89 137. 1/10/89 138. 1/10/89 139. 1/10/89 140. 1/10/89 141. 1/10/89 142. 1/10/89 143. 1/10/89 144. 1/10/89 145. 1/10/89 146. 1/10/89 147. 1/10/89 148. 1/10/89 149. 1/10/89 150. 1/10/89 151. 1/10/89 152. 1/10/89 153. 1/10/89 154. 1/10/89 155. 1/10/89 156. 1/10/89 157. 1/10/89 158. 1/10/89 159. 1/10/89 160. 1/10/89 161. 1/10/89 162. 1/10/89 163. 1/10/89 164. 1/10/89 165. 1/10/89 166. 1/10/89 167. 1/10/89 168. 1/10/89 169. 1/10/89 170. 1/10/89 171. 1/10/89 172. 1/10/89 173. 1/10/89 174. 1/10/89 175. 1/10/89 176. 1/10/89 177. 1/10/89 178. 1/10/89 179. 1/10/89 180. 1/10/89 181. 1/10/89 182. 1/10/89 183. 1/10/89 184. 1/10/89 185. 1/10/89 186. 1/10/89 187. 1/10/89 188. 1/10/89 189. 1/10/89 190. 1/10/89 191. 1/10/89 192. 1/10/89 193. 1/10/89 194. 1/10/89 195. 1/10/89 196. 1/10/89 197. 1/10/89 198. 1/10/89 199. 1/10/89 200. 1/10/89 201. 1/10/89 202. 1/10/89 203. 1/10/89 204. 1/10/89 205. 1/10/89 206. 1/10/89 207. 1/10/89 208. 1/10/89 209. 1/10/89 210. 1/10/89 211. 1/10/89 212. 1/10/89 213. 1/10/89 214. 1/10/89 215. 1/10/89 216. 1/10/89 217. 1/10/89 218. 1/10/89 219. 1/10/89 220. 1/10/89 221. 1/10/89 222. 1/10/89 223. 1/10/89 224. 1/10/89 225. 1/10/89 226. 1/10/89 227. 1/10/89 228. 1/10/89 229. 1/10/89 230. 1/10/89 231. 1/10/89 232. 1/10/89 233. 1/10/89 234. 1/10/89 235. 1/10/89 236. 1/10/89 237. 1/10/89 238. 1/10/89 239. 1/10/89 240. 1/10/89 241. 1/10/89 242. 1/10/89 243. 1/10/89 244. 1/10/89 245. 1/10/89 246. 1/10/89 247. 1/10/89 248. 1/10/89 249. 1/10/89 250. 1/10/89 251. 1/10/89 252. 1/10/89 253. 1/10/89 254. 1/10/89 255. 1/10/89 256. 1/10/89 257. 1/10/89 258. 1/10/89 259. 1/10/89 260. 1/10/89 261. 1/10/89 262. 1/10/89 263. 1/10/89 264. 1/10/89 265. 1/10/89 266. 1/10/89 267. 1/10/89 268. 1/10/89 269. 1/10/89 270. 1/10/89 271. 1/10/89 272. 1/10/89 273. 1/10/89 274. 1/10/89 275. 1/10/89 276. 1/10/89 277. 1/10/89 278. 1/10/89 279. 1/10/89 280. 1/10/89 281. 1/10/89 282. 1/10/89 283. 1/10/89 284. 1/10/89 285. 1/10/89 286. 1/10/89 287. 1/10/89 288. 1/10/89 289. 1/10/89 290. 1/10/89 291. 1/10/89 292. 1/10/89 293. 1/10/89 294. 1/10/89 295. 1/10/89 296. 1/10/89 297. 1/10/89 298. 1/10/89 299. 1/10/89 300. 1/10/89 301. 1/10/89 302. 1/10/89 303. 1/10/89 304. 1/10/89 305. 1/10/89 306. 1/10/89 307. 1/10/89 308. 1/10/89 309. 1/10/89 310. 1/10/89 311. 1/10/89 312. 1/10/89 313. 1/10/89 314. 1/10/89 315. 1/10/89 316. 1/10/89 317. 1/10/89 318. 1/10/89 319. 1/10/89 320. 1/10/89 321. 1/10/89 322. 1/10/89 323. 1/10/89 324. 1/10/89 325. 1/10/89 326. 1/10/89 327. 1/10/89 328. 1/10/89 329. 1/10/89 330. 1/10/89 331. 1/10/89 332. 1/10/89 333. 1/10/89 334. 1/10/89 335. 1/10/89 336. 1/10/89 337. 1/10/89 338. 1/10/89 339. 1/10/89 340. 1/10/89 341. 1/10/89 342. 1/10/89 343. 1/10/89 344. 1/10/89 345. 1/10/89 346. 1/10/89 347. 1/10/89 348. 1/10/89 349. 1/10/89 350. 1/10/89 351. 1/10/89 352. 1/10/89 353. 1/10/89 354. 1/10/89 355. 1/10/89 356. 1/10/89 357. 1/10/89 358. 1/10/89 359. 1/10/89 360. 1/10/89 361. 1/10/89 362. 1/10/89 363. 1/10/89 364. 1/10/89 365. 1/10/89 366. 1/10/89 367. 1/10/89 368. 1/10/89 369. 1/10/89 370. 1/10/89 371. 1/10/89 372. 1/10/89 373. 1/10/89 374. 1/10/89 375. 1/10/89 376. 1/10/89 377. 1/10/89 378. 1/10/89 379. 1/10/89 380. 1/10/89 381. 1/10/89 382. 1/10/89 383. 1/10/89 384. 1/10/89 385. 1/10/89 386. 1/10/89 387. 1/10/89 388. 1/10/89 389. 1/10/89 390. 1/10/89 391. 1/10/89 392. 1/10/89 393. 1/10/89 394. 1/10/89 395. 1/10/89 396. 1/10/89 397. 1/10/89 398. 1/10/89 399. 1/10/89 400. 1/10/89 401. 1/10/89 402. 1/10/89 403. 1/10/89 404. 1/10/89 405. 1/10/89 406. 1/10/89 407. 1/10/89 408. 1/10/89 409. 1/10/89 410. 1/10/89 411. 1/10/89 412. 1/10/89 413. 1/10/89 414. 1/10/89 415. 1/10/89 416. 1/10/89 417. 1/10/89 418. 1/10/89 419. 1/10/89 420. 1/10/89 421. 1/10/89 422. 1/10/89 423. 1/10/89 424. 1/10/89 425. 1/10/89 426. 1/10/89 427. 1/10/89 428. 1/10/89 429. 1/10/89 430. 1/10/89 431. 1/10/89 432. 1/10/89 433. 1/10/89 434. 1/10/89 435. 1/10/89 436. 1/10/89 437. 1/10/89 438. 1/10/89 439. 1/10/89 440. 1/10/89 441. 1/10/89 442. 1/10/89 443. 1/10/89 444. 1/10/89 445. 1/10/89 446. 1/10/89 447. 1/10/89 448. 1/10/89 449. 1/10/89 450. 1/10/89 451. 1/10/89 452. 1/10/89 453. 1/10/89 454. 1/10/89 455. 1/10/89 456. 1/10/89 457. 1/10/89 458. 1/10/89 459. 1/10/89 460. 1/10/89 461. 1/10/89 462. 1/10/89 463. 1/10/89 464. 1/10/89 465. 1/10/89 466. 1/10/89 467. 1/10/89 468. 1/10/89 469. 1/10/89 470. 1/10/89 471. 1/10/89 472. 1/10/89 473. 1/10/89 474. 1/10/89 475. 1/10/89 476. 1/10/89 477. 1/10/89 478. 1/10/89 479. 1/10/89 480. 1/10/89 481. 1/10/89 482. 1/10/89 483. 1/10/89 484. 1/10/89 485. 1/10/89 486. 1/10/89 487. 1/10/89 488. 1/10/89 489. 1/10/89 490. 1/10/89 491. 1/10/89 492. 1/10/89 493. 1/10/89 494. 1/10/89 495. 1/10/89 496. 1/10/89 497. 1/10/89 498. 1/10/89 499. 1/10/89 500. 1/10/89 501. 1/10/89 502. 1/10/89 503. 1/10/89 504. 1/10/89 505. 1/10/89 506. 1/10/89 507. 1/10/89 508. 1/10/89 509. 1/10/89 510. 1/10/89 511. 1/10/89 512. 1/10/89 513. 1/10/89 514. 1/10/89 515. 1/10/89 516. 1/10/89 517. 1/10/89 518. 1/10/89 519. 1/10/89 520. 1/10/89 521. 1/10/89 522. 1/10/89 523. 1/10/89 524. 1/10/89 525. 1/10/89 526. 1/10/89 527. 1/10/89 528. 1/10/89 529. 1/10/89 530. 1/10/89 531. 1/10/89 532. 1/10/89 533. 1/10/89 534. 1/10/89 535. 1/10/89 536. 1/10/89 537. 1/10/89 538. 1/10/89 539. 1/10/89 540. 1/10/89 541. 1/10/89 542. 1/10/89 543. 1/10/89 544. 1/10/89 545. 1/10/89 546. 1/10/89 547. 1/10/89 548. 1/10/89 549. 1/10/89 550. 1/10/89 551. 1/10/89 552. 1/10/89 553. 1/10/89 554. 1/10/89 555. 1/10/89 556. 1/10/89 557. 1/10/89 558. 1/10/89 559. 1/10/89 560. 1/10/89 561. 1/10/89 562. 1/10/89 563. 1/10/89 564. 1/10/89 565. 1/10/89 566. 1/10/89 567. 1/10/89 568. 1/10/89 569. 1/10/89 570. 1/10/89 571. 1/10/89 572. 1/10/89 573. 1/10/89 574. 1/10/89 575. 1/10/89 576. 1/10/89 577. 1/10/89 578. 1/10/89 579. 1/10/89 580. 1/10/89 581. 1/10/89 582. 1/10/89 583. 1/10/89 584. 1/10/89 585. 1/10/89 586. 1/10/89 587. 1/10/89 588. 1/10/89 589. 1/10/89 590. 1/10/89 591. 1/10/89 592. 1/10/89 593. 1/10/89 594. 1/10/89 595. 1/10/89 596. 1/10/89 597. 1/10/89 598. 1/10/89 599. 1/10/89 600. 1/10/89 601. 1/10/89 602. 1/10/89 603. 1/10/89 604. 1/10/89 605. 1/10/89 606. 1/10/89 607. 1/10/89 608. 1/10/89 609. 1/10/89 610. 1/10/89 611. 1/10/89 612. 1/10/89 613. 1/10/89 614. 1/10/89 615. 1/10/89 616. 1/10/89 617. 1/10/89 618. 1/10/89 619. 1/10/89 620. 1/10/89 621. 1/10/89 622. 1/10/89 623. 1/10/89 624. 1/10/89 625. 1/10/89 626. 1/10/89 627. 1/10/89 628. 1/10/89 629. 1/10/89 630. 1/10/89 631. 1/10/89 632. 1/10/89 633. 1/10/89 634. 1/10/89 635. 1/10/89 636. 1/10/89 637. 1/10/89 638. 1/10/89 639. 1/10/89 640. 1/10/89 641. 1/10/89 642. 1/10/89 643. 1/10/89 644. 1/10/89 645. 1/10/89 646. 1/10/89 647. 1/10/89 648. 1/10/89 649. 1/10/89 650. 1/10/89 651. 1/10/89 652. 1/10/89 653. 1/10/89 654. 1/10/89 655. 1/10/89 656. 1/10/89 657. 1/10/89 658. 1/10/89 659. 1/10/89 660. 1/10/89 661. 1/10/89 662. 1/10/89 663. 1/10/89 664. 1/10/89 665. 1/10/89 666. 1/10/89 667. 1/10/89 668. 1/10/89 669. 1/10/89 670. 1/10/89 671. 1/10/89 672. 1/10/89 673. 1/10/89 674. 1/10/89 675. 1/10/89 676. 1/10/89 677. 1/10/89 678. 1/10/89 679. 1/10/89 680. 1/10/89 681. 1/10/89 682. 1/10/89 683. 1/10/89 684. 1/10/89 685. 1/10/89 686. 1/10/89 687. 1/10/89 688. 1/10/89 689. 1/10/89 690. 1/10/89 691. 1/10/89 692. 1/10/89 693. 1/10/89 694. 1/10/89 695. 1/10/89 696. 1/10/89 697. 1/10/89 698. 1/10/89 699. 1/10/89 700. 1/10/89 701. 1/10/89 702. 1/10/89 703. 1/10/89 704. 1/10/89 705. 1/10/89 706. 1/10/89 707. 1/10/89 708. 1/10/89 709. 1/10/89 710. 1/10/89 711. 1/10/89 712. 1/10/89 713. 1/10/89 714. 1/10/89 715. 1/10/89 716. 1/10/89 717. 1/10/89 718. 1/10/89 719. 1/10/89 720. 1/10/89 721. 1/10/89 722. 1/10/89 723. 1/10/89 724. 1/10/89 725. 1/10/89 726. 1/10/89 727. 1/10/89 728. 1/10/89 729. 1/10/89 730. 1/10/89 731. 1/10/89 732. 1/10/89 733. 1/10/89 734. 1/10/89 735. 1/10/89 736. 1/10/89 737. 1/10/			

REVISIONS				
LET	DESCRIPTION	PREP BY	DATE	APPROVED
1	AS SHOWN. NO CORRECTIONS	LCD	28 Feb 89	[Signature]

# ABBREVIATIONS

AB	ANCHOR BOLT	LG	LONG
AFF	ABOVE FINISH FLOOR	MECH	MECHANICAL, MECHANICALLY
ALUM	ALUMINUM	MFR	MANUFACTURER
BLDG	BUILDING	MIN	MINIMUM
BLK	BLOCK	MO	MASONRY OPENING
BM	BEAM	MSL	MEAN SEA LEVEL
CAB	CABINET	MTL	METAL
CLR	CLEAR	NO.	NUMBER
CMU	CONCRETE MASONRY UNIT	NOM	NOMINAL
CONC	CONCRETE	O.C.	ON CENTER
CONSTR	CONSTRUCTION	PSF	POUNDS PER SQUARE FOOT
CONT	CONTINUOUS	PSI	POUNDS PER SQUARE INCH
EA	EACH	REINF	REINFORCING
EXP	EXPANSION	SW	SWITCH
GALV	GALVANIZED	TK	THICK
HM	HOLLOW METAL	TRD	TREATED
HORIZ	HORIZONTAL	TYP	TYPICAL
INSUL	INSULATION	VERT	VERTICAL
		W/	WITH

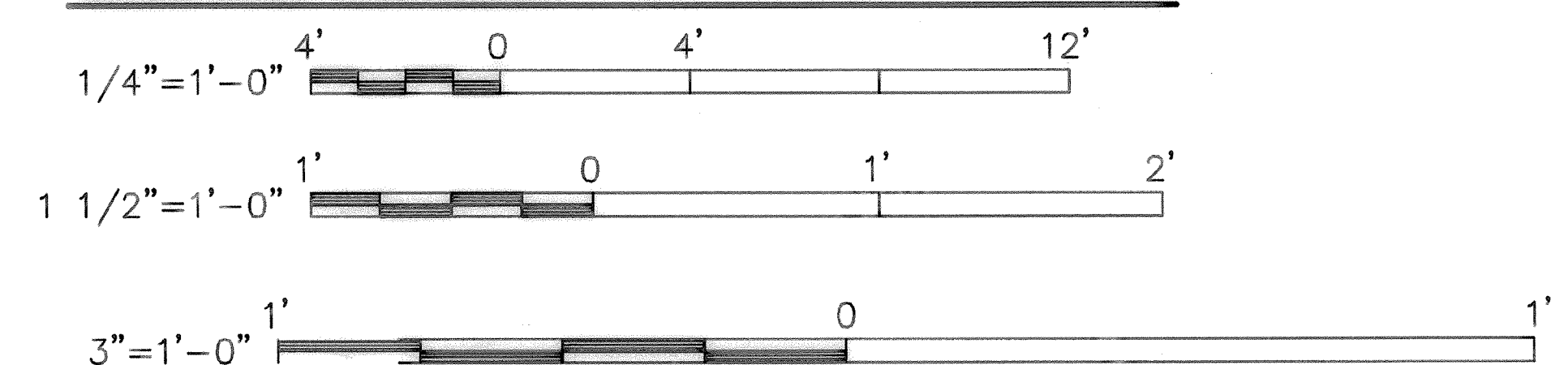
# DESIGN CRITERIA

1. ROOF DESIGNED FOR 20 PSF LIVE LOAD.
2. FOUNDATION DESIGN BASED ON ALLOWABLE SOIL BEARING PRESSURE OF 2000 PSF.
3. DESIGN WIND LOADS BASED ON WIND VELOCITY OF 120 MPH.
4. DESIGN SEISMIC LOADS BASED ON ZONE 3.
5. CONCRETE SHALL HAVE A MINIMUM 28 DAYS COMPRESSIVE STRENGTH OF 3000 PSI.
6. REINFORCING SHALL CONFORM TO ASTM A615, GRADE 60.
7. VERTICAL FOOTING SIDES SHALL BE FORMED.
8. MASONRY WALLS SHALL HAVE THE FOLLOWING REINFORCING:  
#5 @ 32" O.C..
9. REINFORCED CORES, BOND BEAMS, LINTELS AND PARAPET SHALL BE FILLED SOLID WITH 3000 PSI GROUT.
10. VERTICAL WALL REINFORCING SHALL BE PLACED IN THE CENTER OF WALLS. BARS SHALL HAVE A MINIMUM SPLICE LENGTH OF 2'-6" AND SHALL TERMINATE IN THE UPPER MOST BOND BEAM WITH A 90° HOOK.
11. BOND BEAM REINFORCING SHALL BE MADE CONTINUOUS AROUND CORNERS BY USE OF CORNER SPLICE LENGTH OF 2'-6".


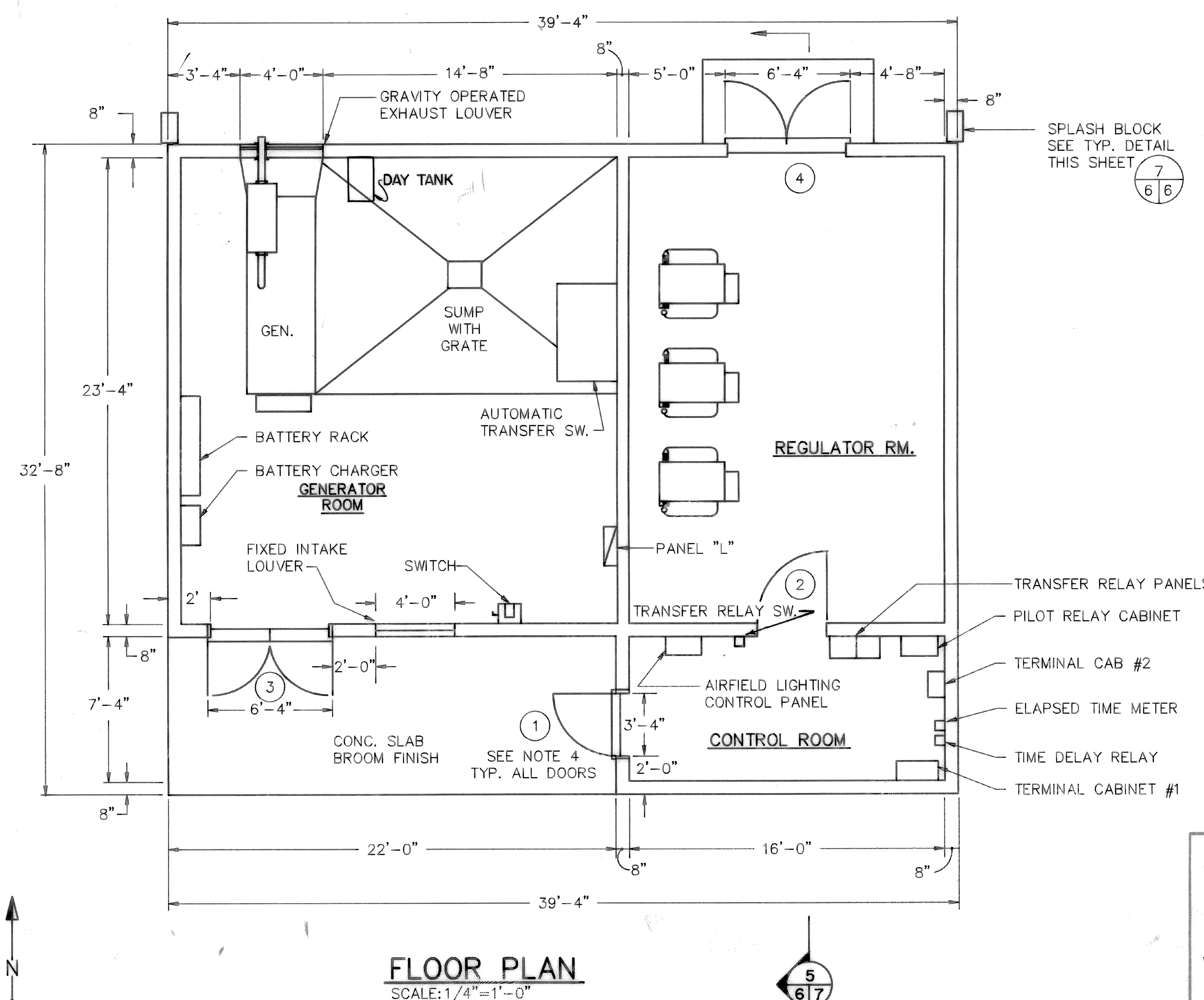
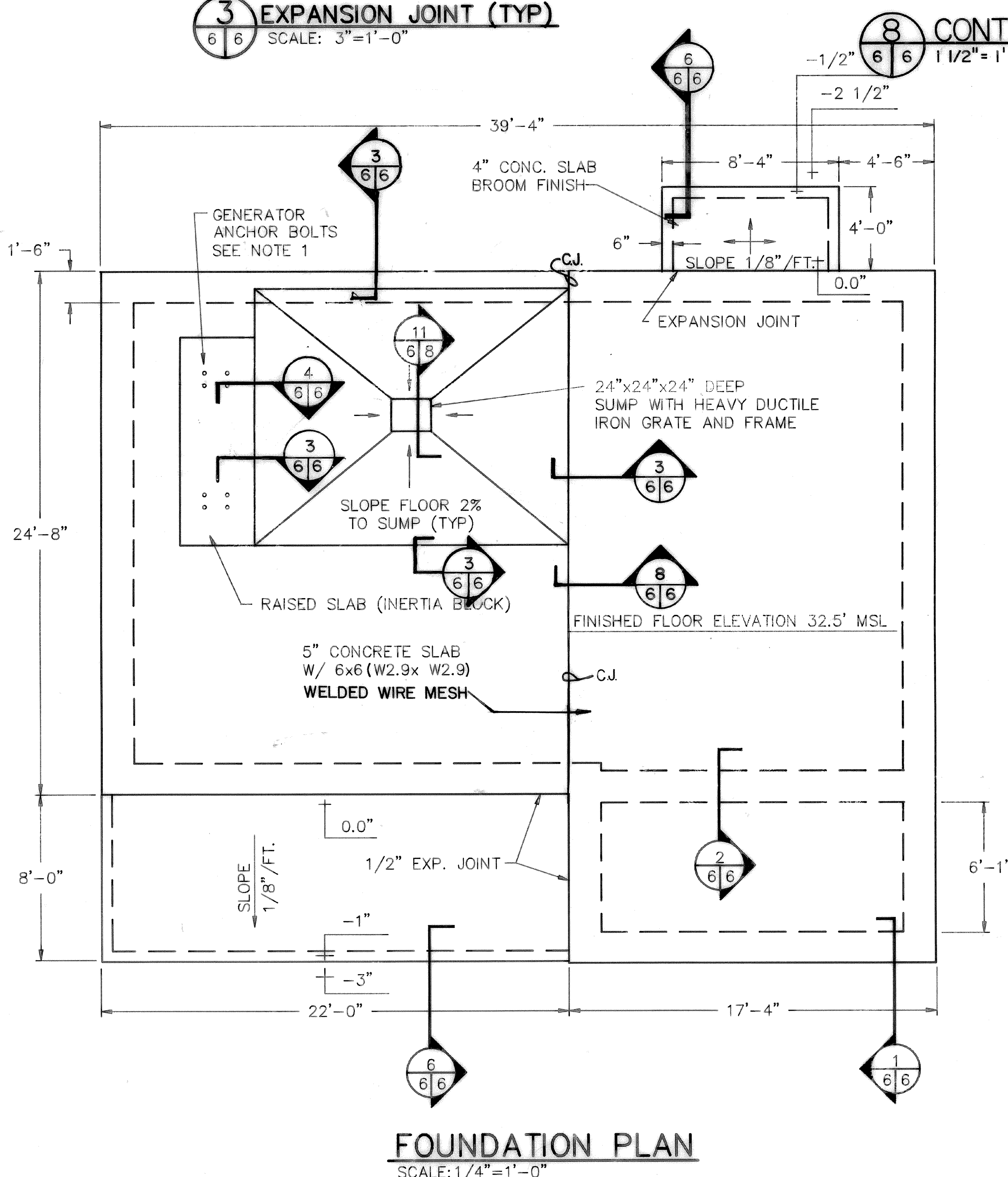
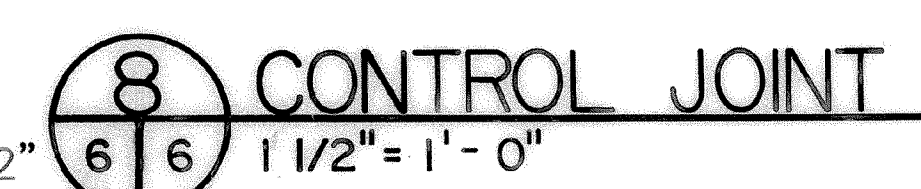
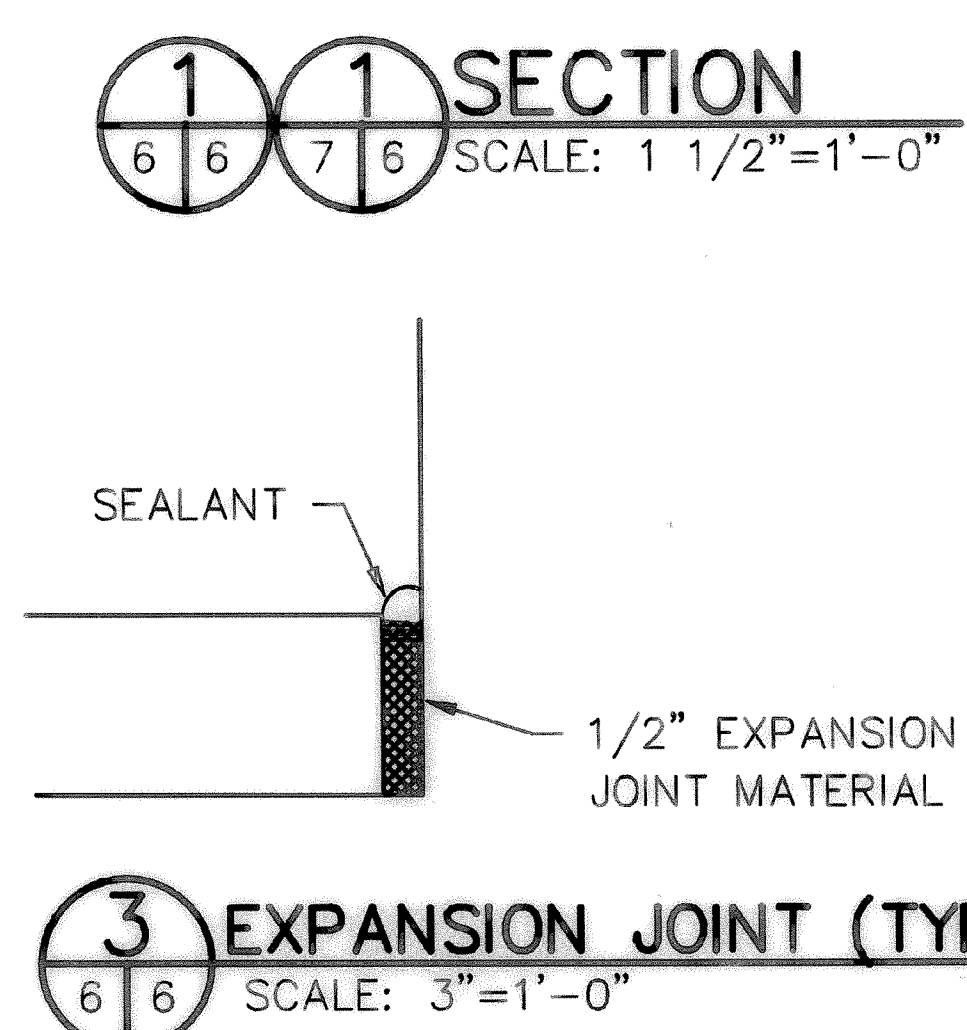
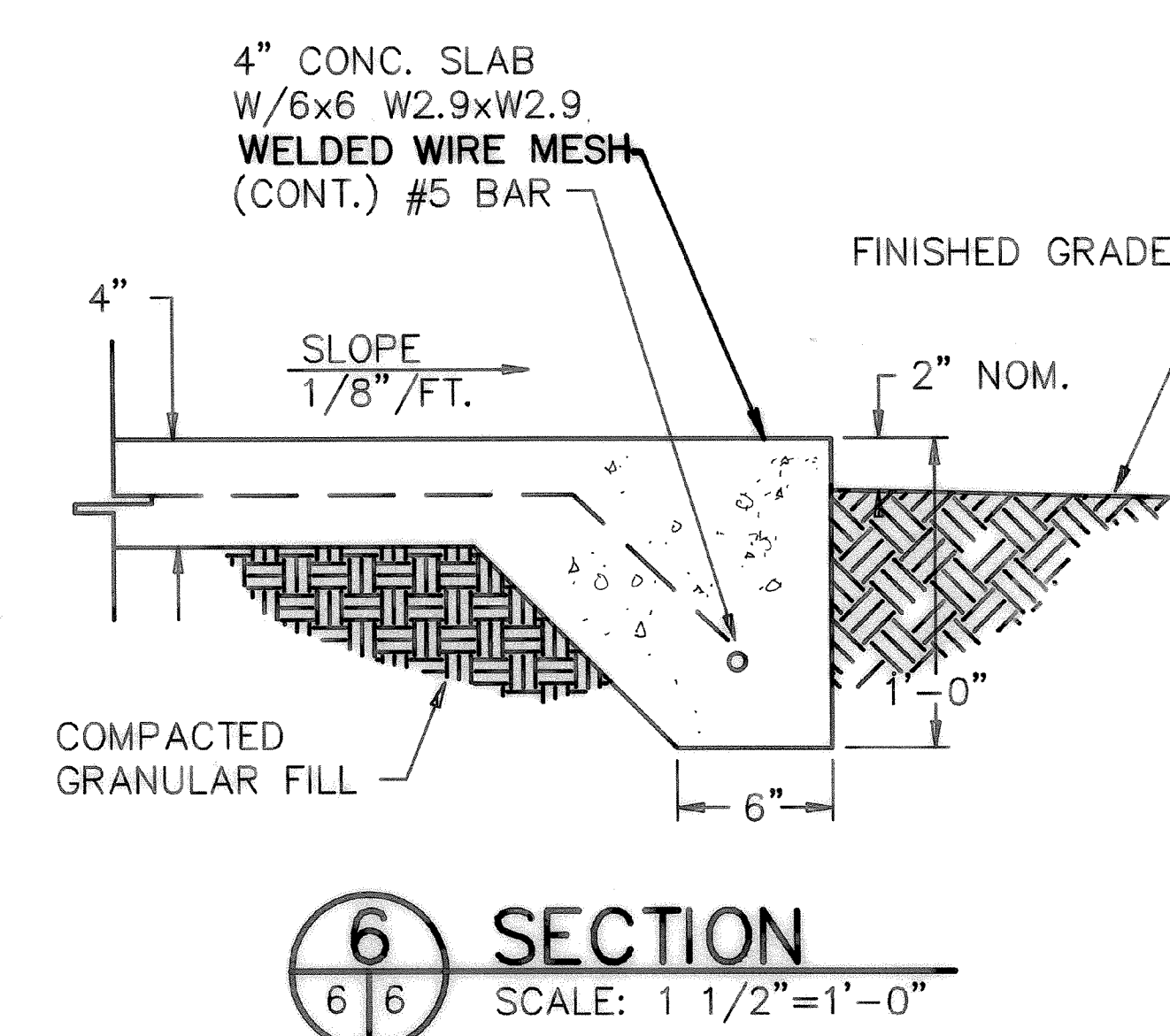
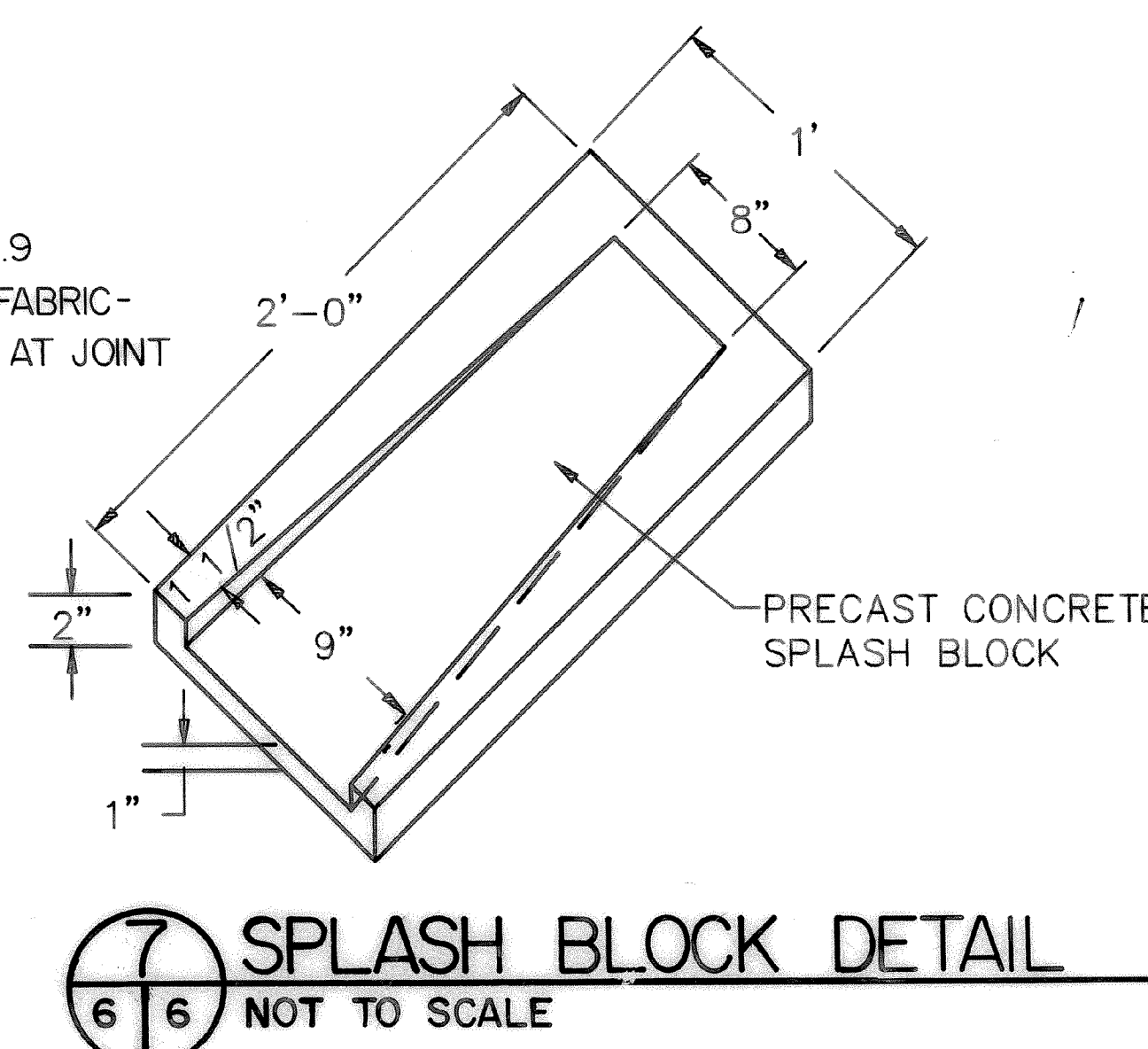
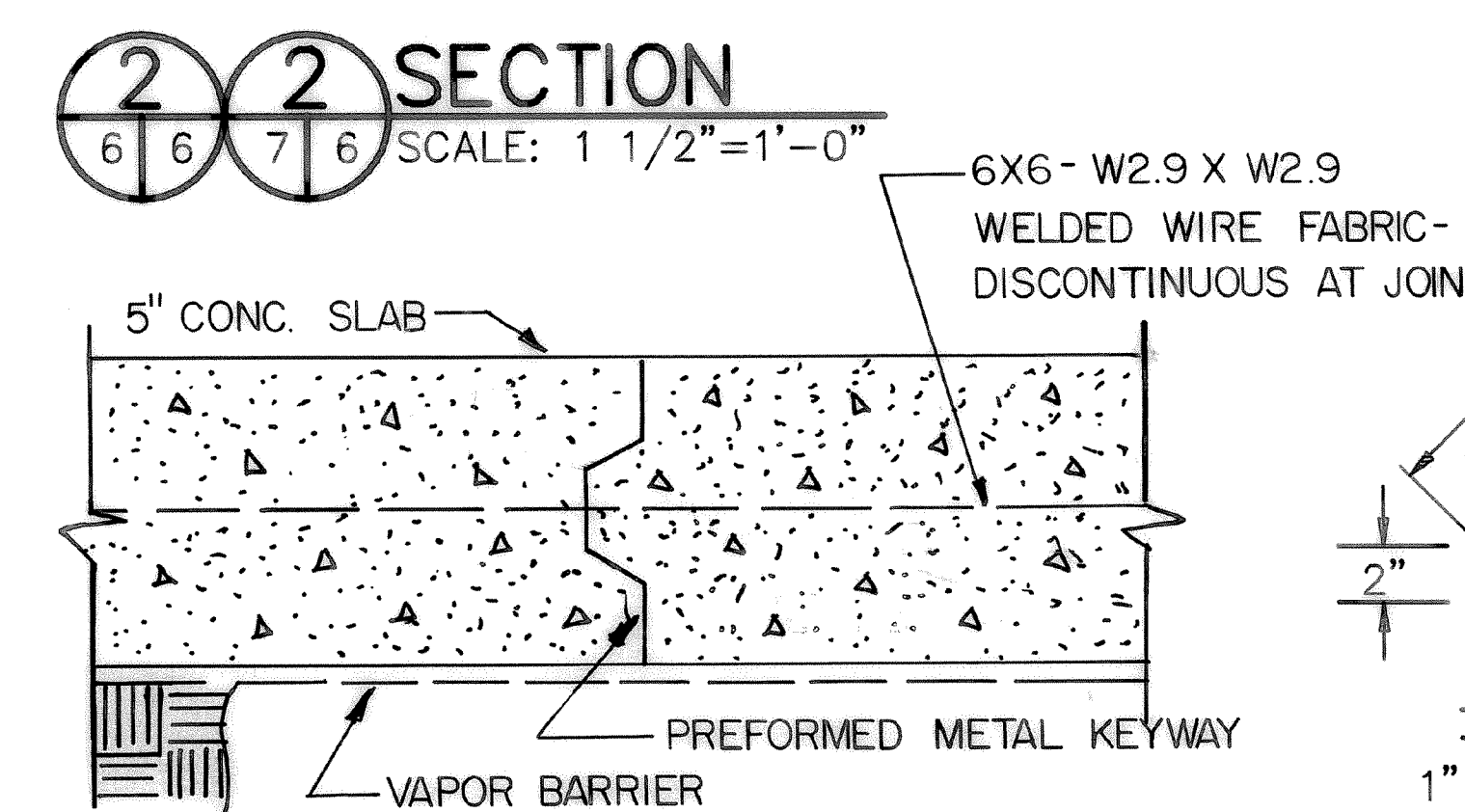
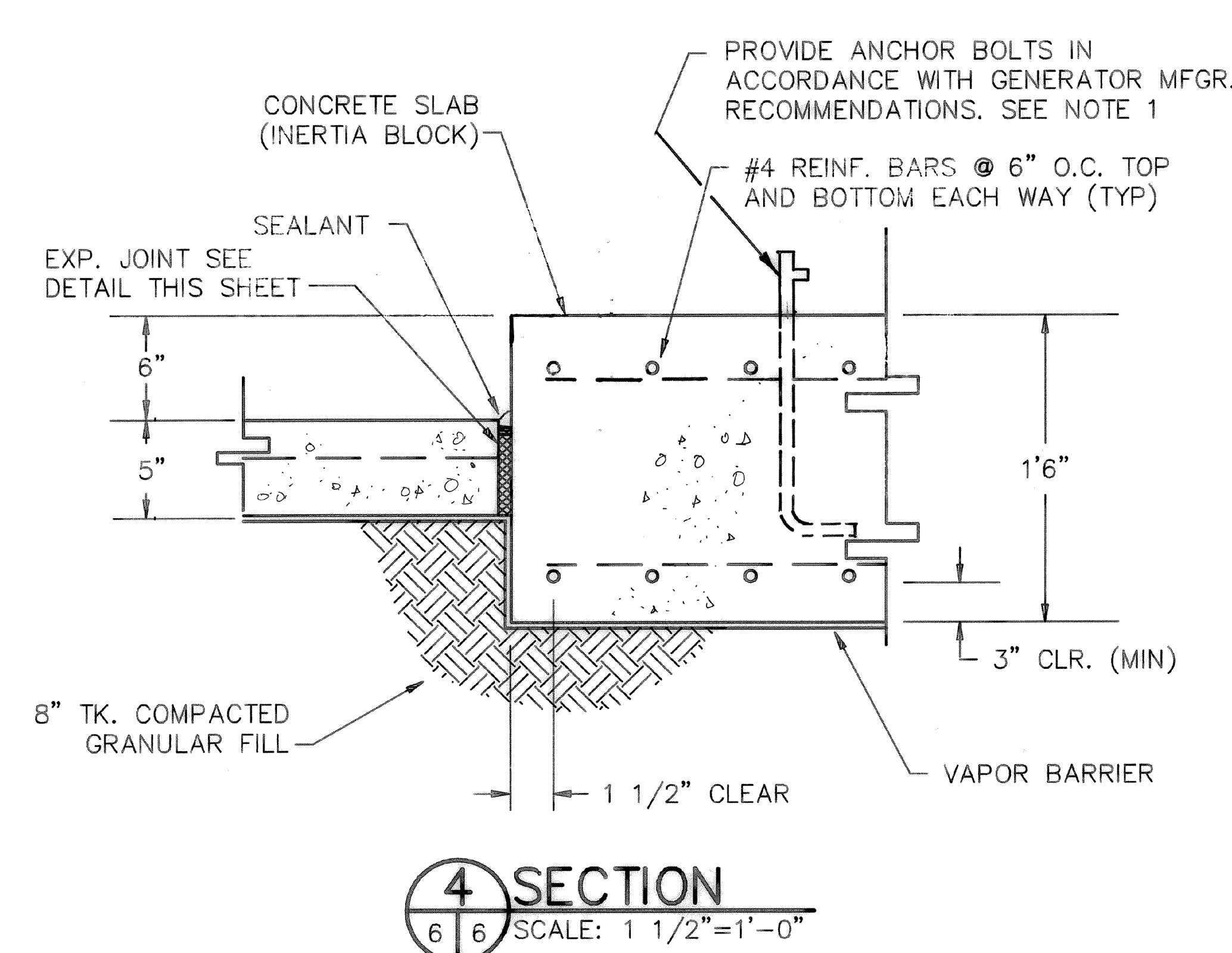
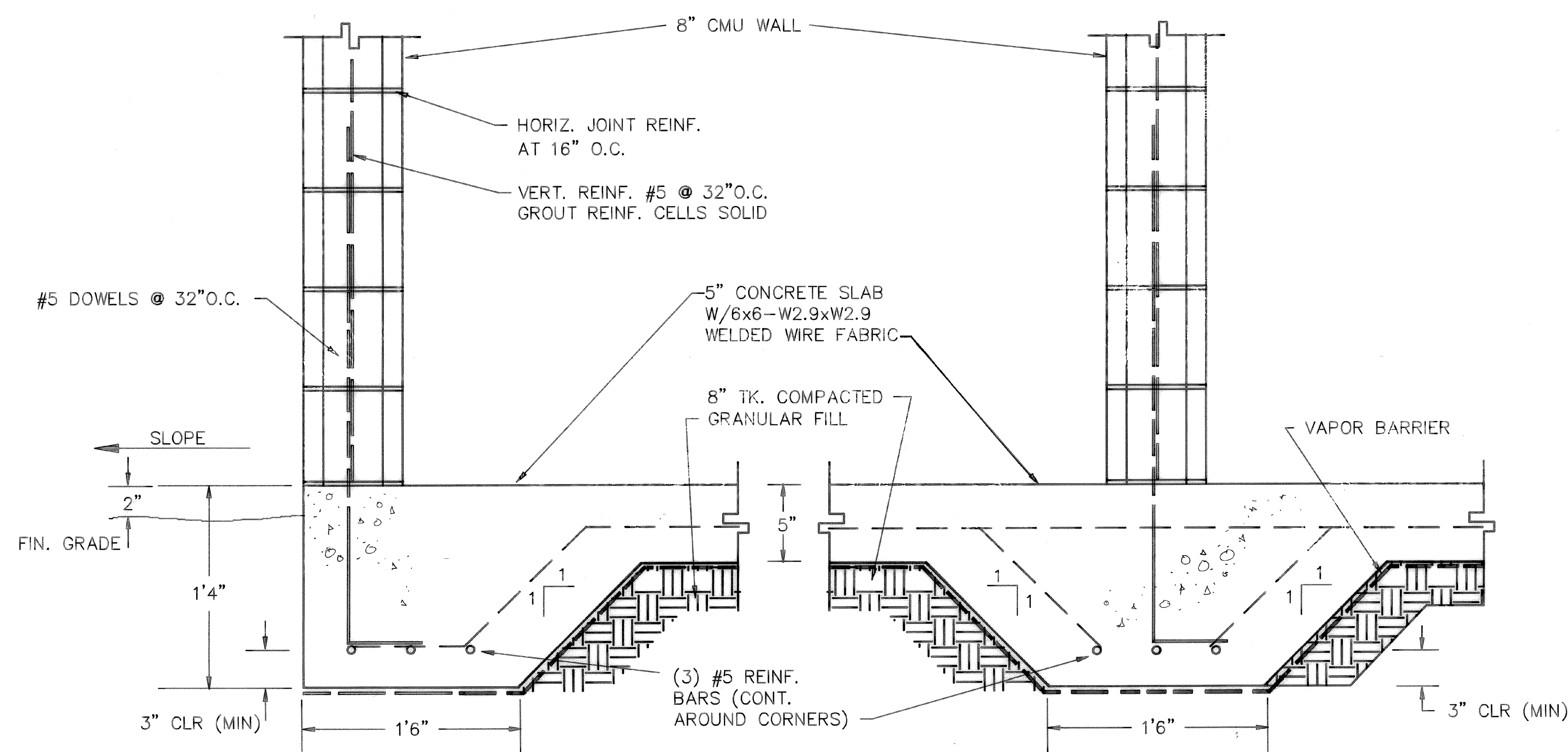
# GENERAL NOTES:

1. DIMENSIONS AS RECOMMENDED BY GENERATOR MANUFACTURER.
  2. PAINT ALL EXTERIOR & INTERIOR WALLS.
  3. FLOOR FINISH: SMOOTH TROWEL EXPOSED CONCRETE WITH HARDENER.
  4. SEE SHEET A-4 FOR DOOR SCHEDULE.
- + -1": DENOTES ELEVATION RELATIVE TO FINISH FLOOR (INCHES)

# GRAPHIC SCALES:

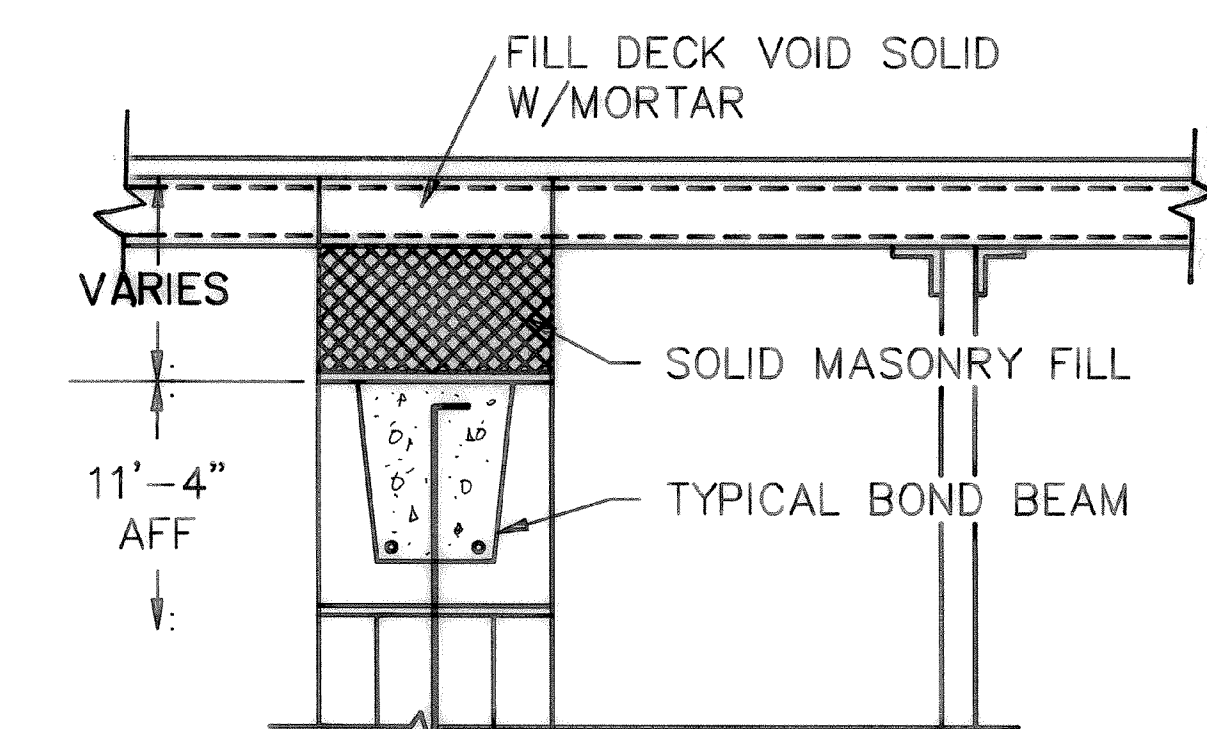


FOR OFFICIAL USE ONLY		RECORD DRAWING DATE: 2/29/89	
ENGINEERING TECHNOLOGY CHARLESTON, SC		DEPARTMENT OF THE NAVY NAVAL FACILITIES ENGINEERING COMMAND SOUTHERN DIVISION CHARLESTON, S.C.	
MARINE CORPS AIR STATION		BEAUFORT, SC	
APPROACH LIGHTING - R/W 4			
LIGHTING VAULT-FLOOR PLAN AND DETAILS			
APPROVED	DATE	SIZE	CODE IDENT NO.
OFFICER IN CHARGE	DATE	F	80091
CONSTR CONTR NO		N62467-85-C-0136	
SCALE AS SHOWN		SPEC	06-85-0136
SHEET		6	OF 30

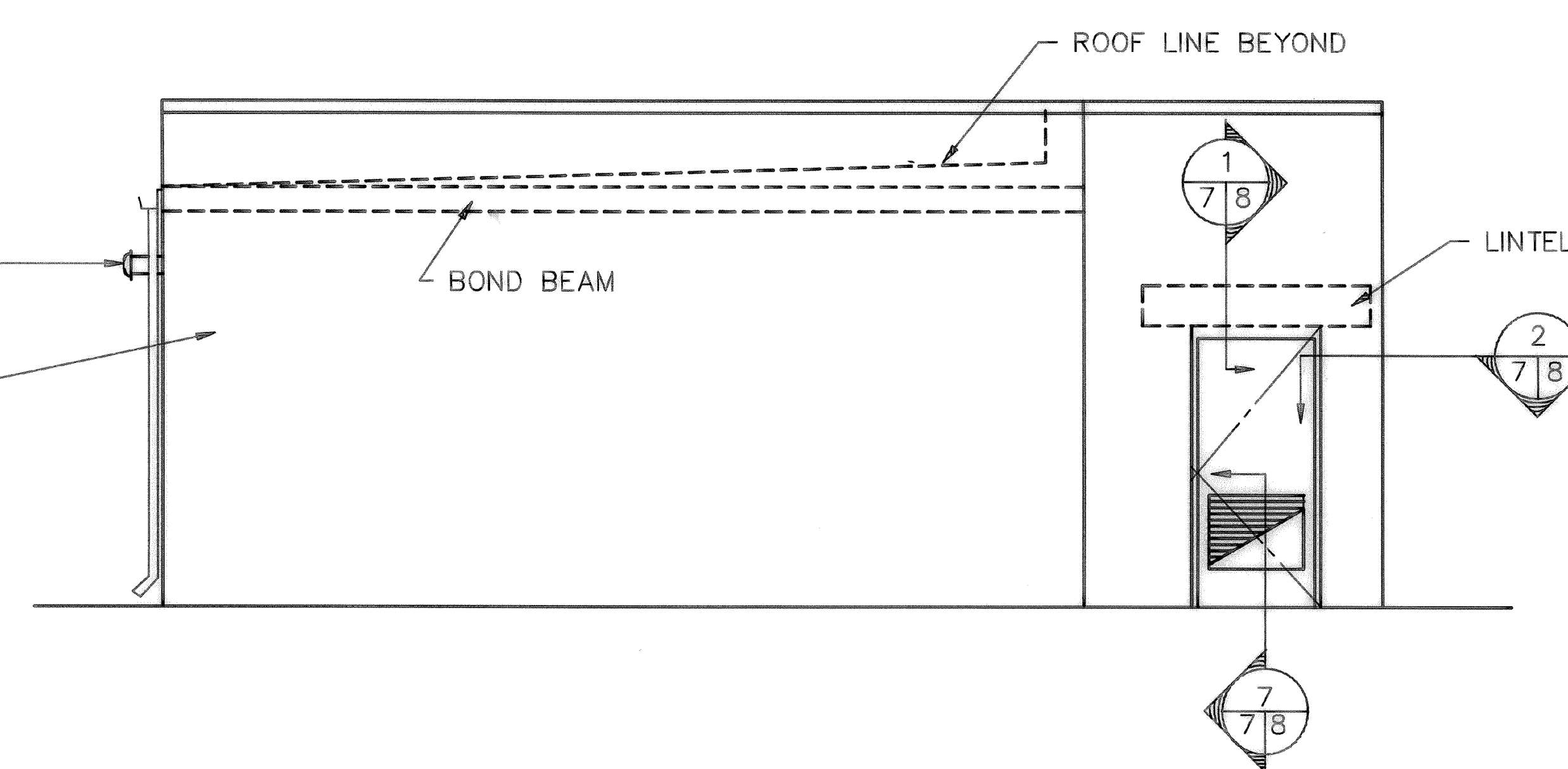


APPROVED

*[Signature]*




2 EAST ELEVATION  
7 7 SCALE: 1/4"=1'-0"



4 WEST ELEVATION  
7 7 SCALE: 1/4"=1'-0"

6 PARTITION CLOSURE  
7 7 SCALE: 1 1/2"=1'-0"



5 BUILDING SECTION  
6 7 SCALE: 1/2"=1'-0"

FOR OFFICIAL USE ONLY

RECORD DRAWING  
DATE 2/28/89

ENGINEERING TECHNOLOGY  
CHARLESTON, SC

DEPARTMENT OF THE NAVY NAVAL FACILITIES ENGINEERING COMMAND  
SOUTHERN DIVISION  
CHARLESTON S C

MARINE CORPS AIR STATION	BEAUFORT, SC
--------------------------	--------------

86 APPROACH LIGHTING - R/W 4

LIGHTING VAULT-SECTIONS AND DETAILS

APPROVED	DATE
----------	------

SIZE	CODE IDENT NO	NAVFAC DRAWING NO.
		<b>E150067</b>

OFFICER IN CHARGE	
APPROVED	DATE

F	80091	3139087
CONSTR CONTING		1000000.00

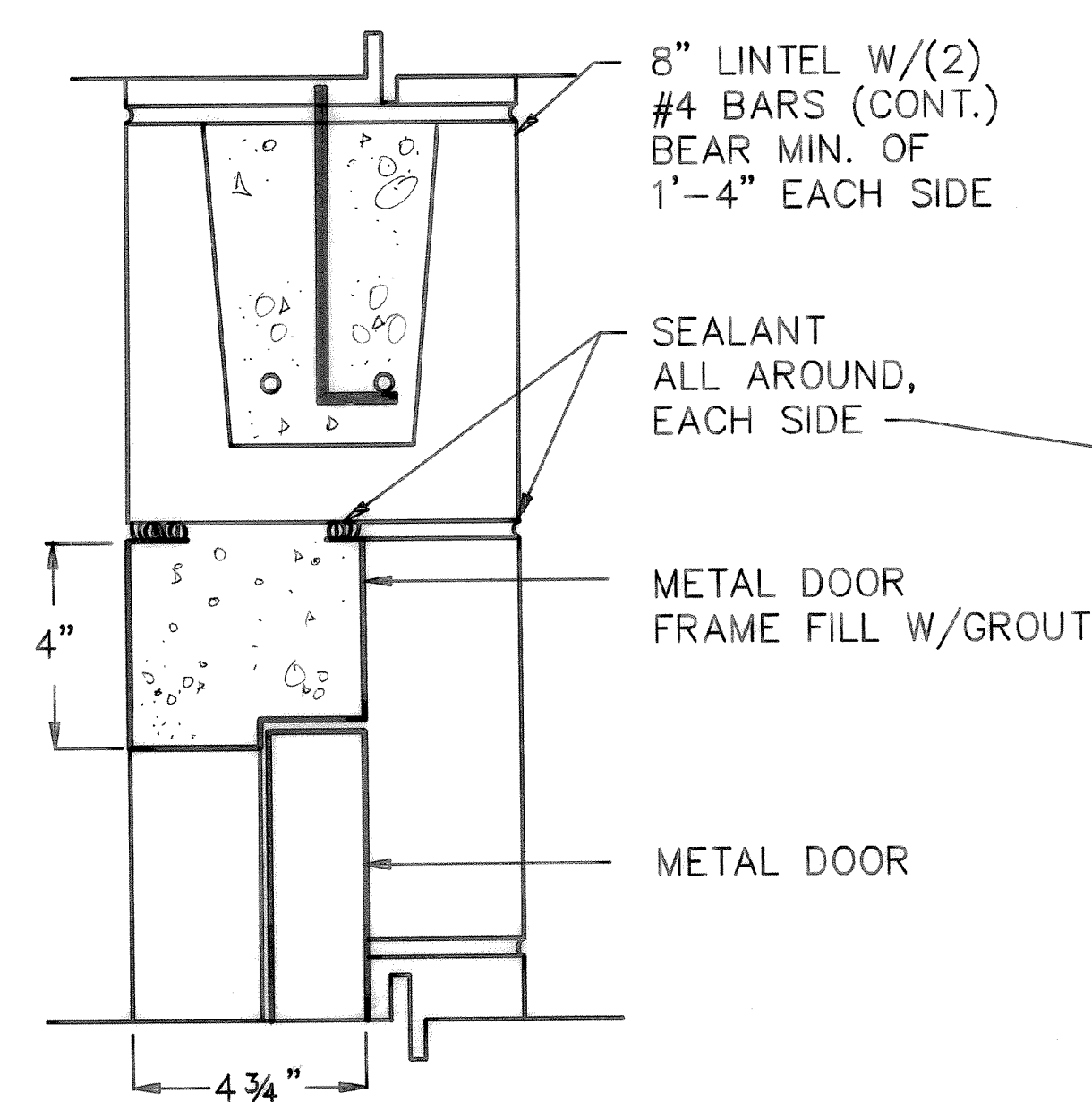
July P.E. 1/7/87

SCALE AS SHOWN		SPEC 06-85-0136		SHEET 7 OF 30	
----------------	--	-----------------	--	---------------	--

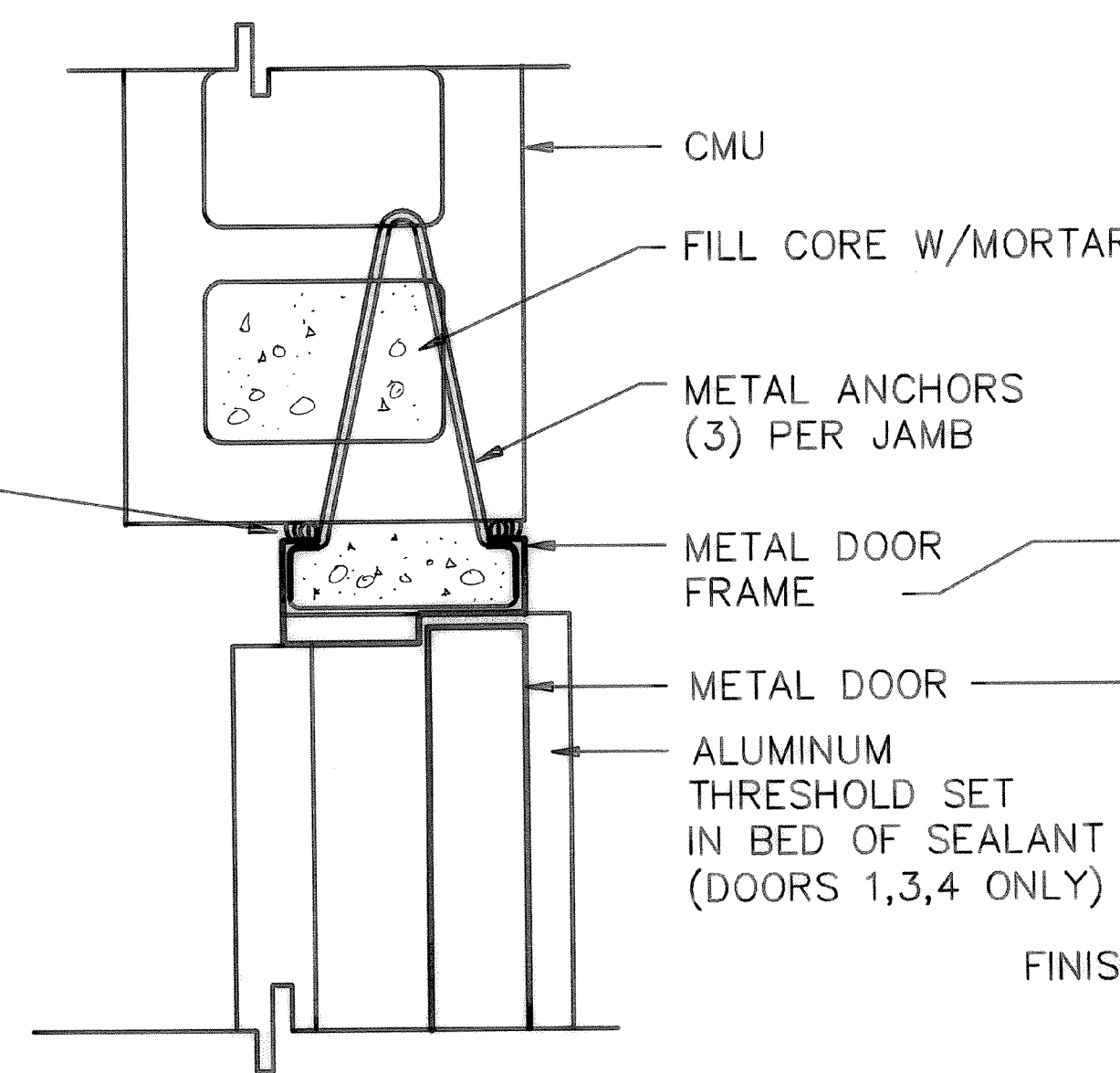
A-2

ARCH: A ENGR: SEAL

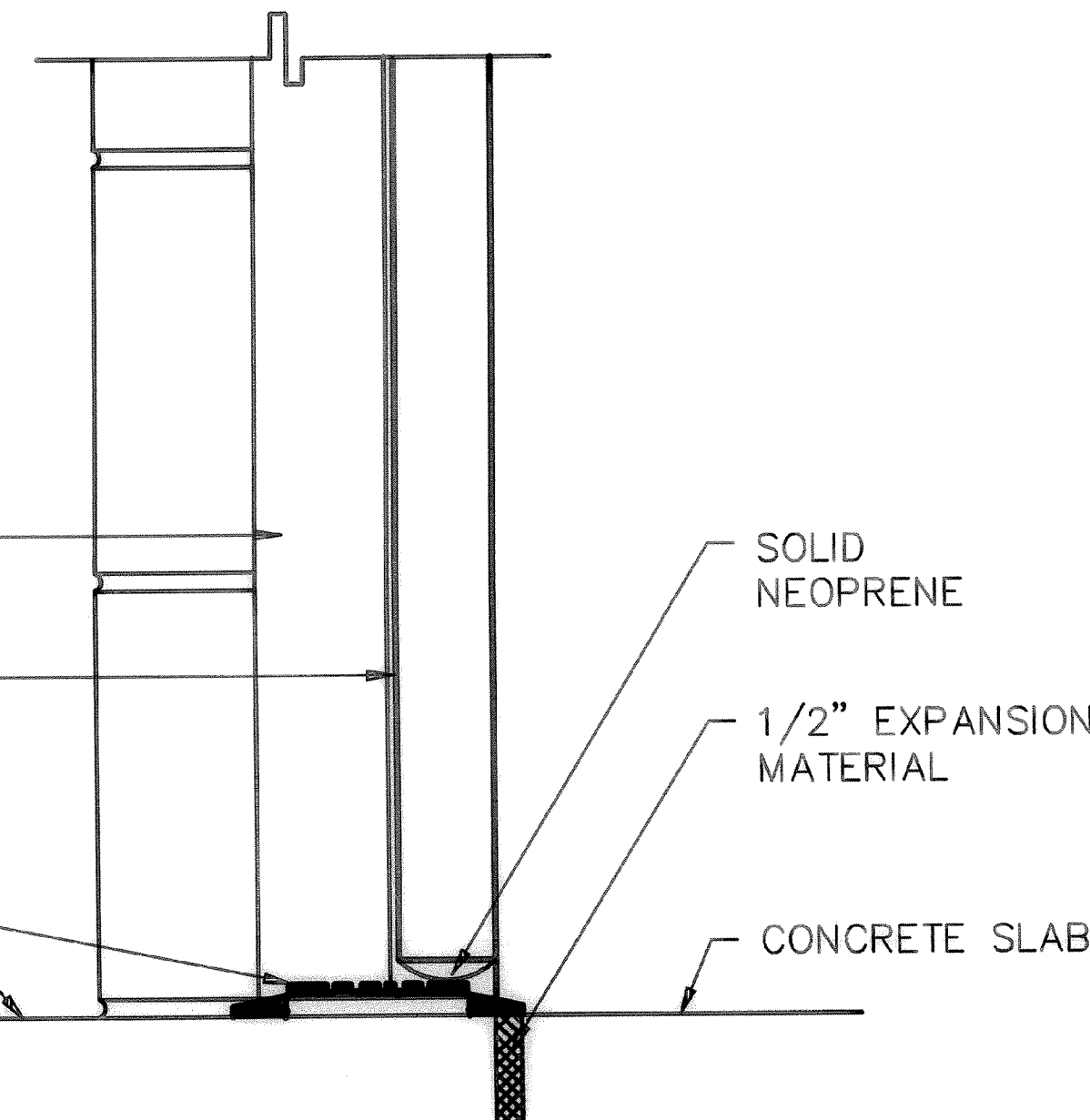
DOOR SCHEDULE									
TYPE	DOOR			FRAME			THRES.	REMARKS	
	MATERIAL	W	H	THK	MATERIAL	HEAD	JAMB		
①	HOLLOW METAL	3'-0"	7'-0"	1 3/4"	H.M.	4"	2"	ALUM.	2'-0"x2'-4" LOUVER
②	HOLLOW METAL	3'-0"	7'-0"	1 3/4"	H.M.	4"	2"	—	—
③	HOLLOW METAL	PAIR 3'-0"	7'-0"	1 3/4"	H.M.	4"	2"	ALUM.	FULL LOUVERED DOORS
④	HOLLOW METAL	PAIR 3'-0"	7'-0"	1 3/4"	H.M.	4"	2"	ALUM.	2'-0"x2'-4" LOUVER EACH DOOR



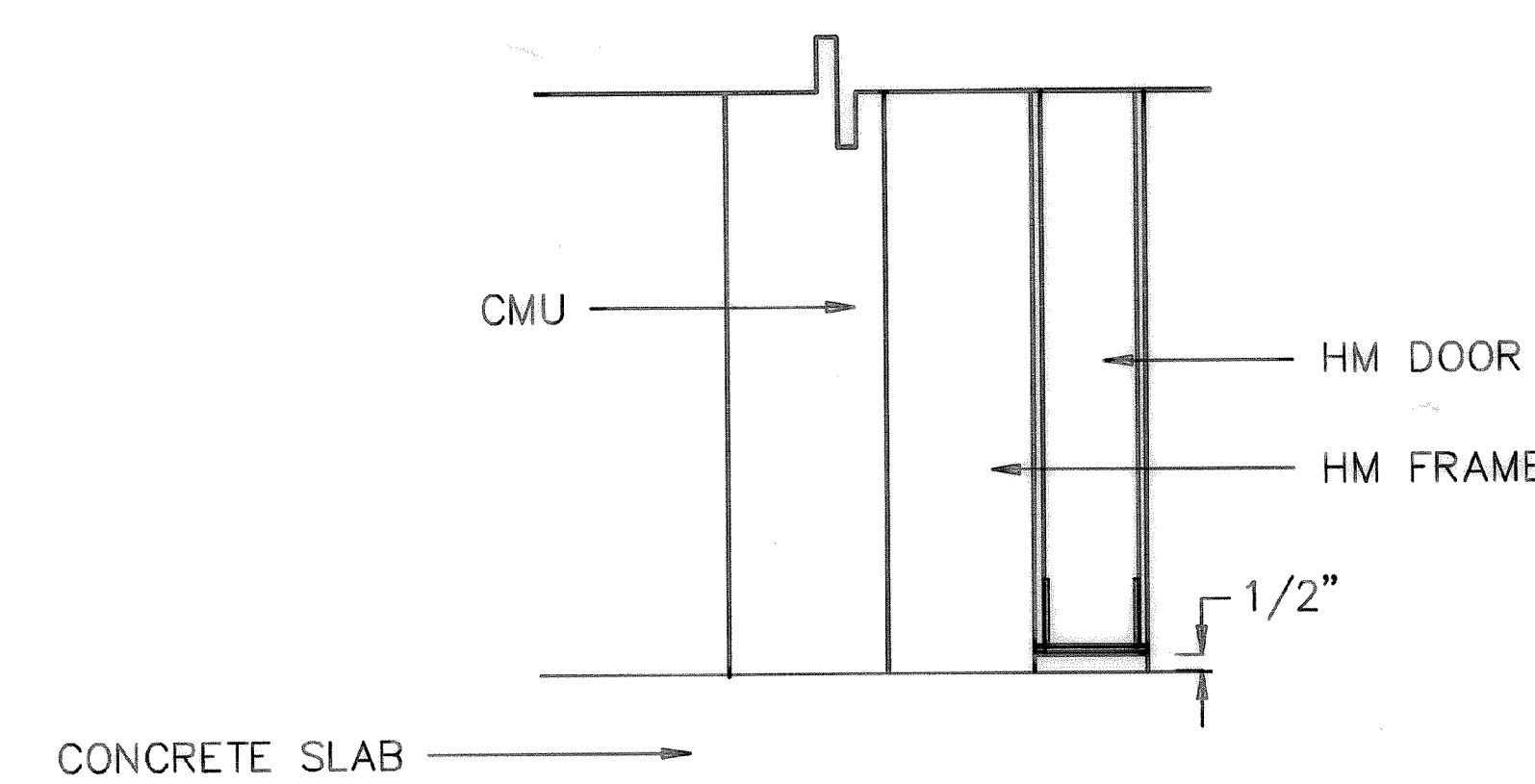
① HEAD, DOORS 1,2,3,4  
SCALE: 3"=1'-0"



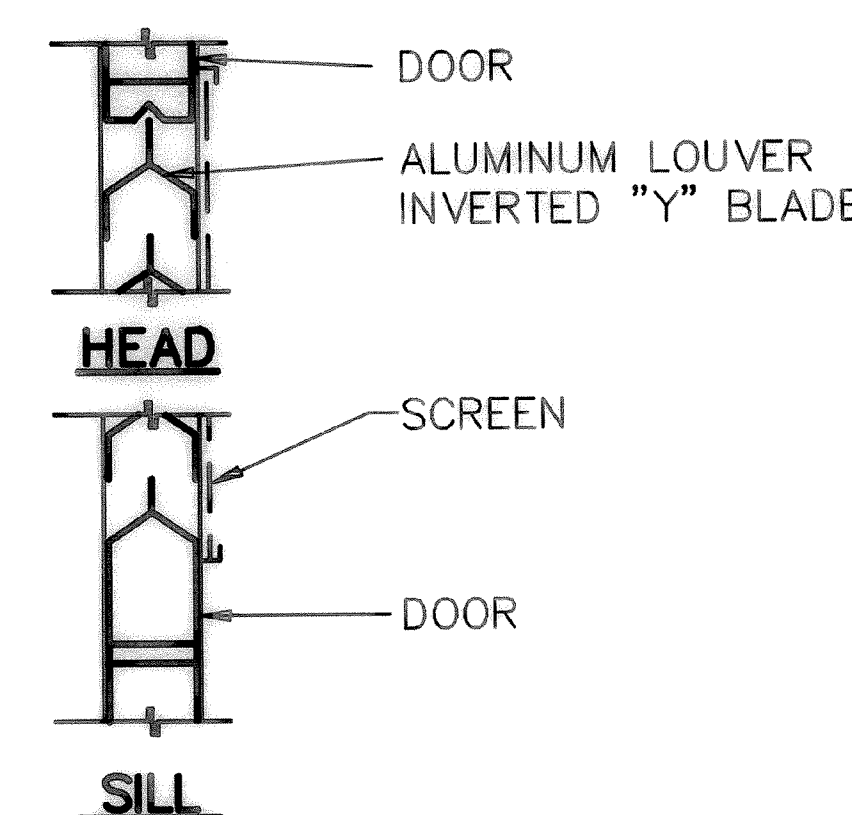
② JAMB, DOORS 1,2,3,4  
SCALE: 3"=1'-0"



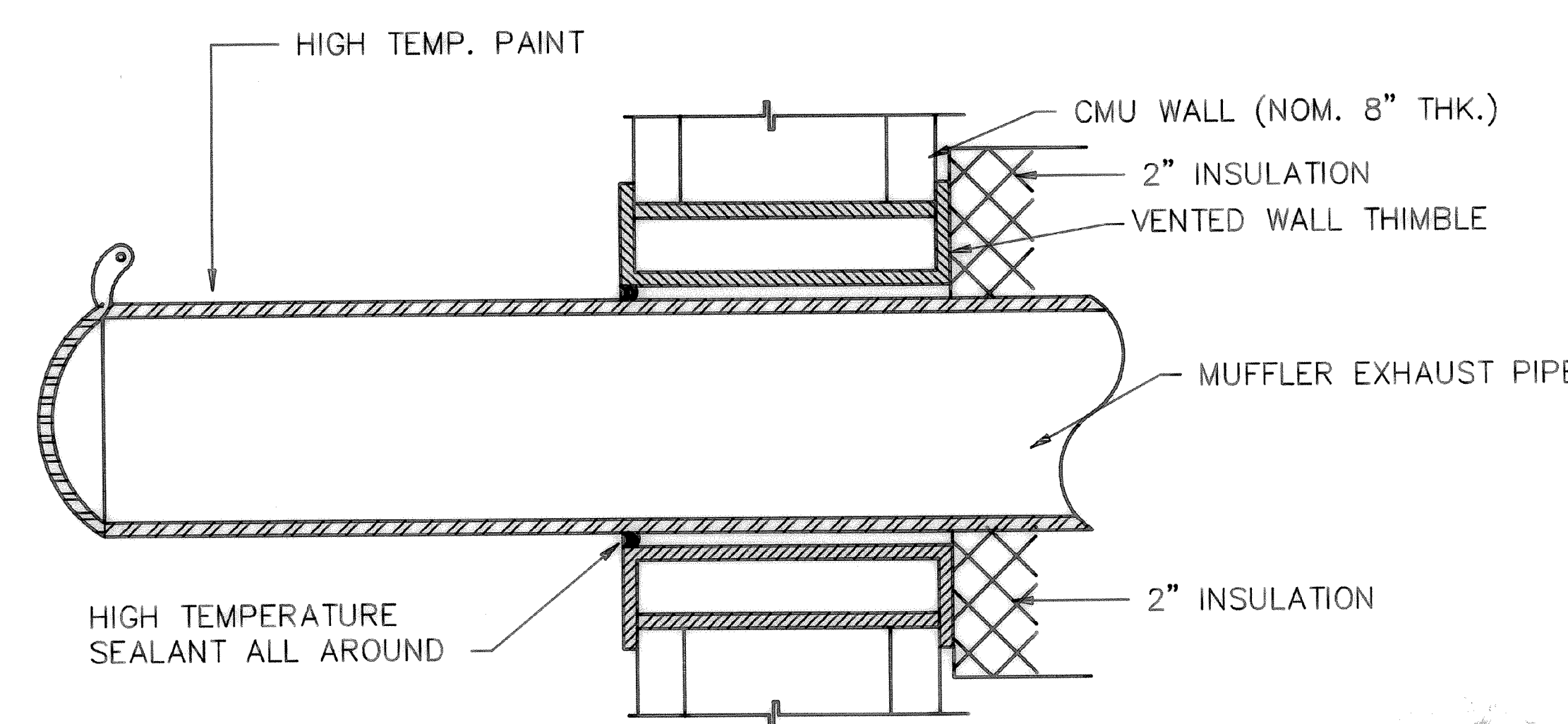
③ THRESHOLD, DOORS 1,3,4  
SCALE: 3"=1'-0"



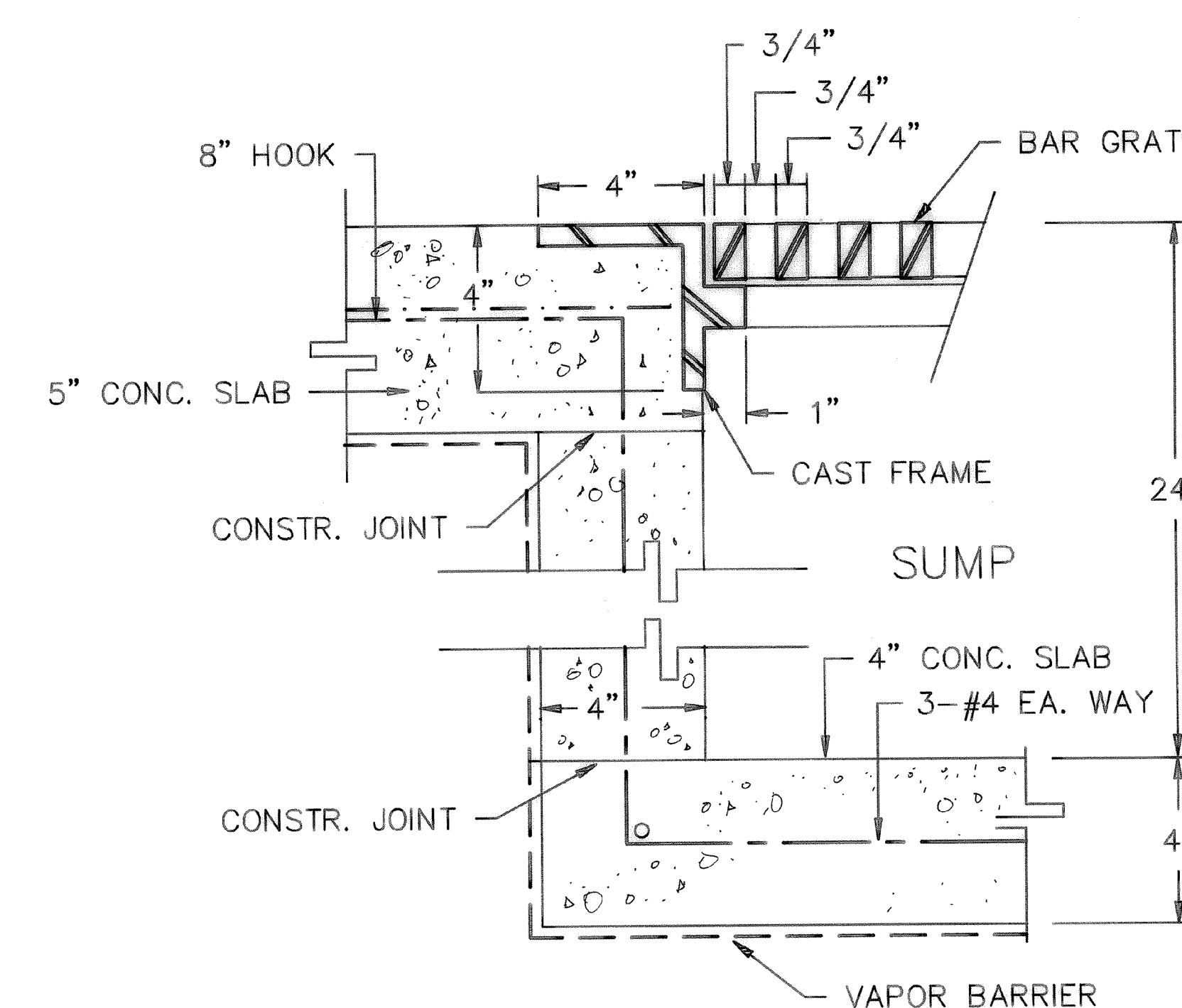
⑩ SILL, DOOR #2  
SCALE: 3"=1'-0"



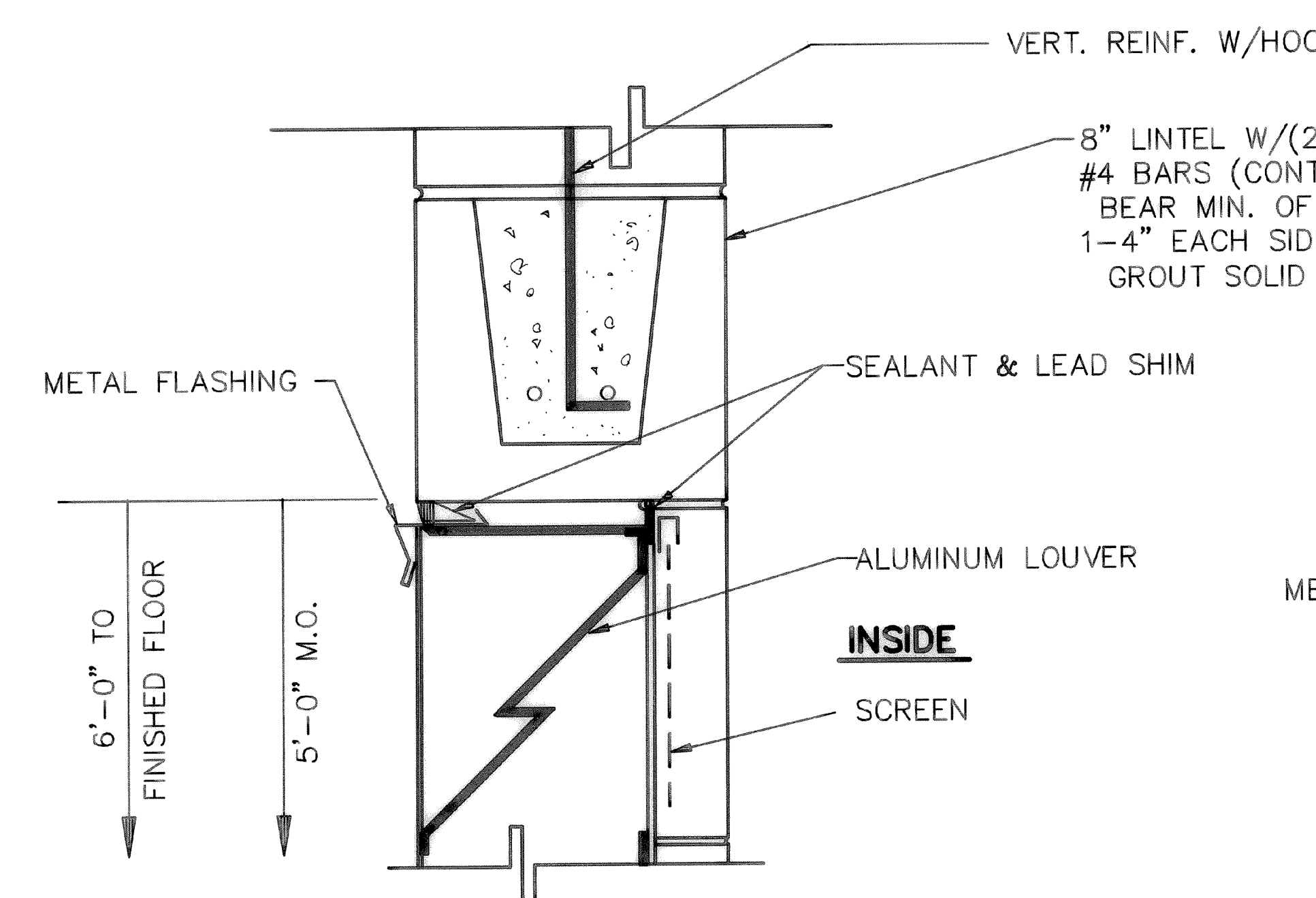
⑦ DOOR LOUVER DETAIL  
SCALE: 3"=1'-0"



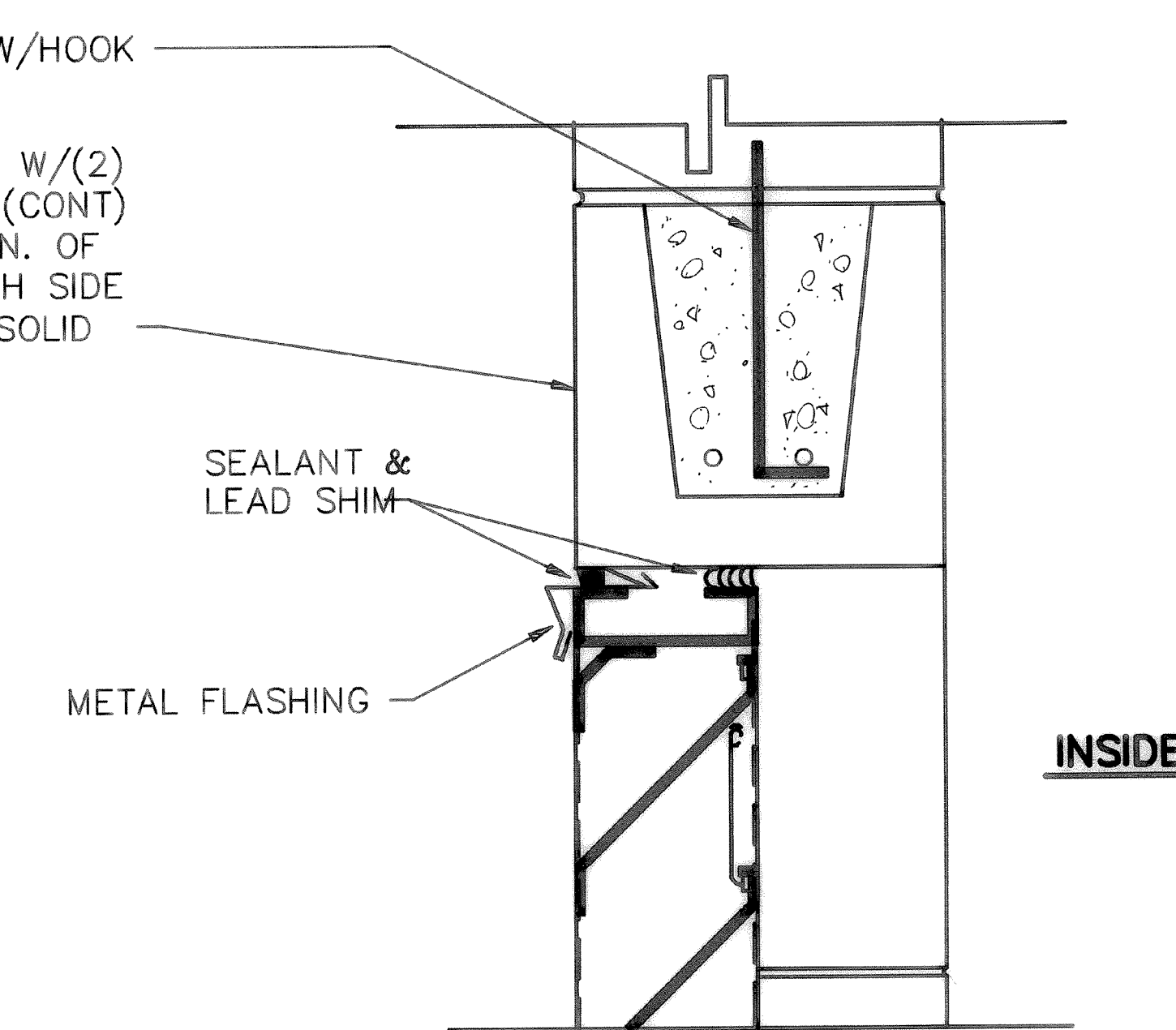
⑥ MUFLER EXHAUST SECTION  
SCALE: 3"=1'-0"



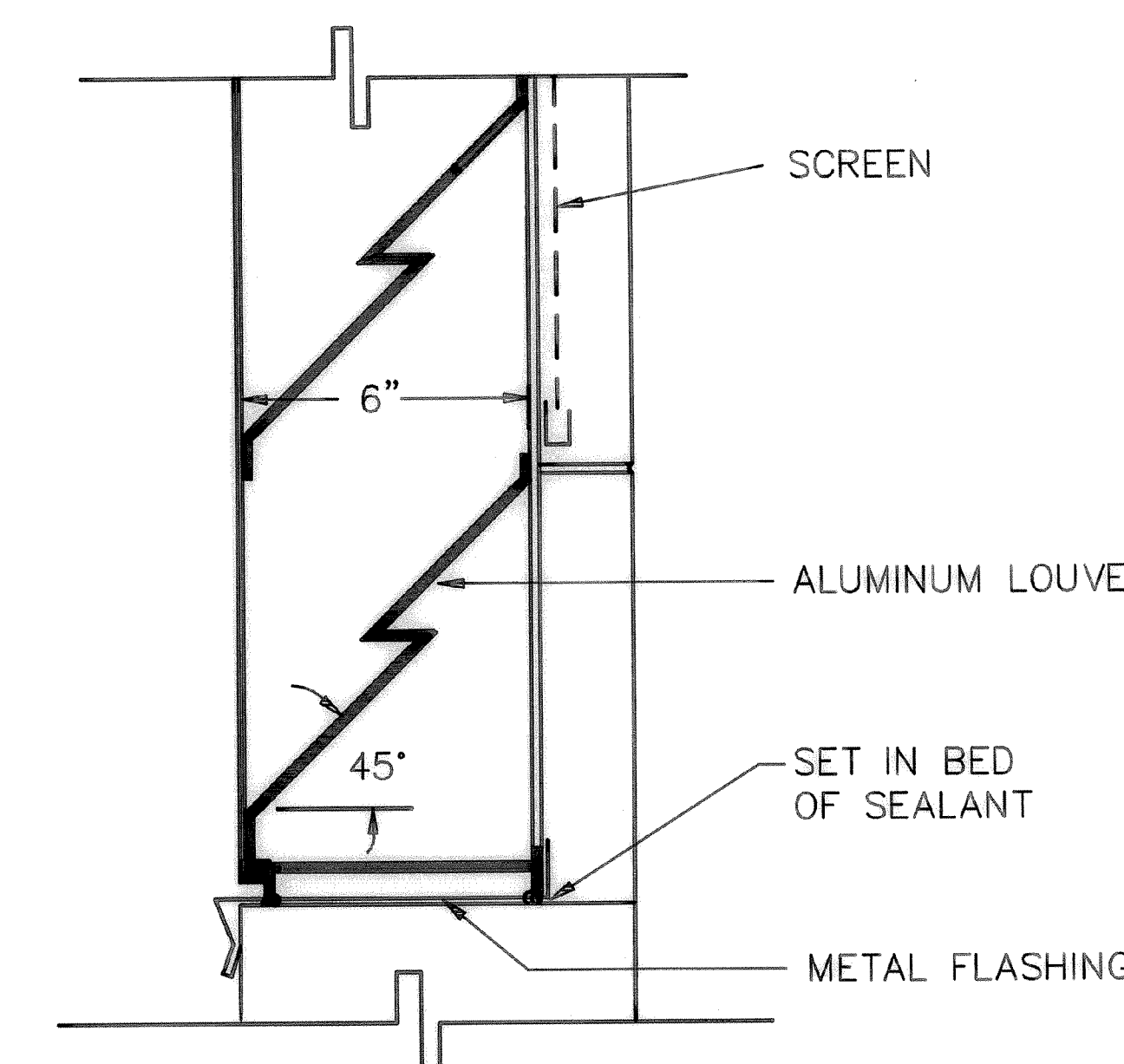
⑪ SUMP DETAIL  
SCALE: 3"=1'-0"



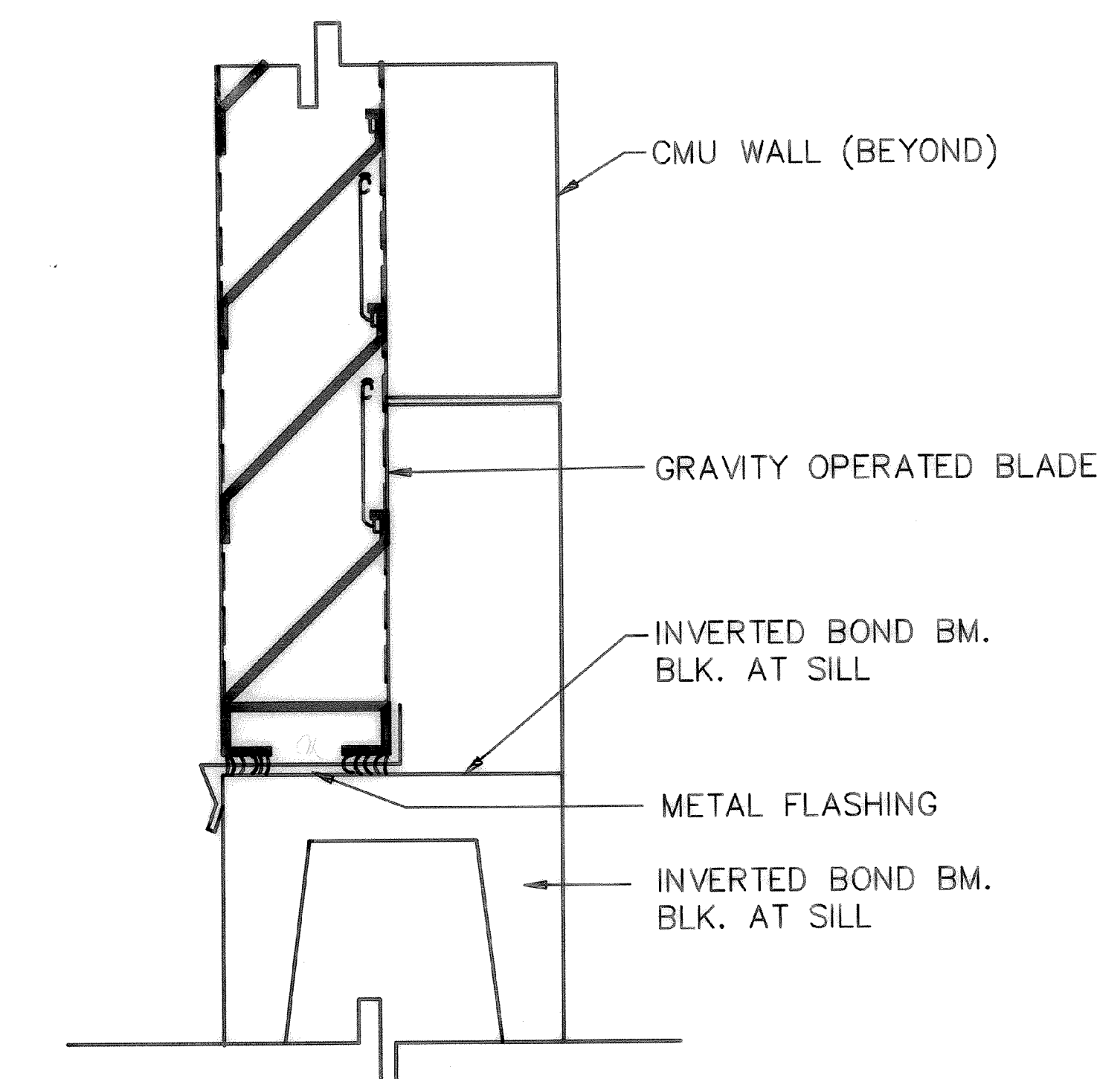
⑧ FIXED LOUVER HEAD  
SCALE: 3"=1'-0"





⑨ OPERABLE LOUVER HEAD  
SCALE: 3"=1'-0"



④ FIXED LOUVER SILL  
SCALE: 3"=1'-0"

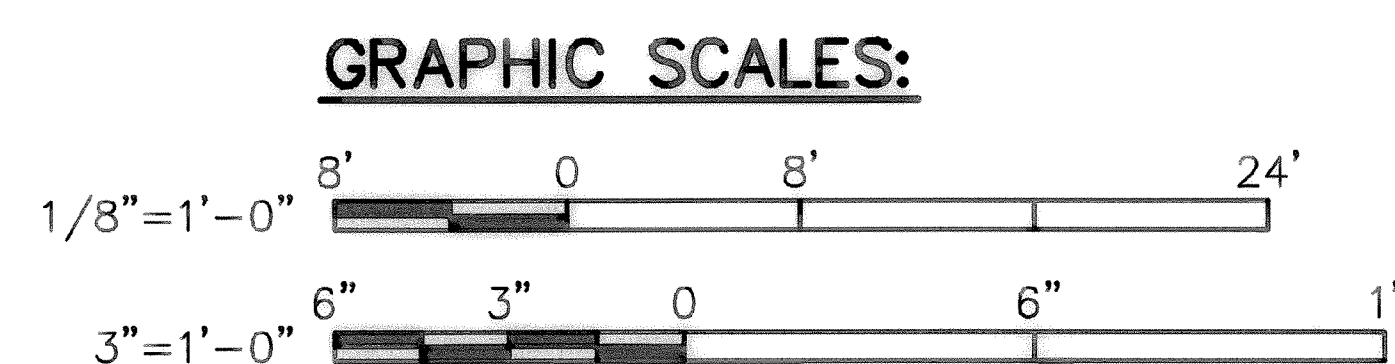
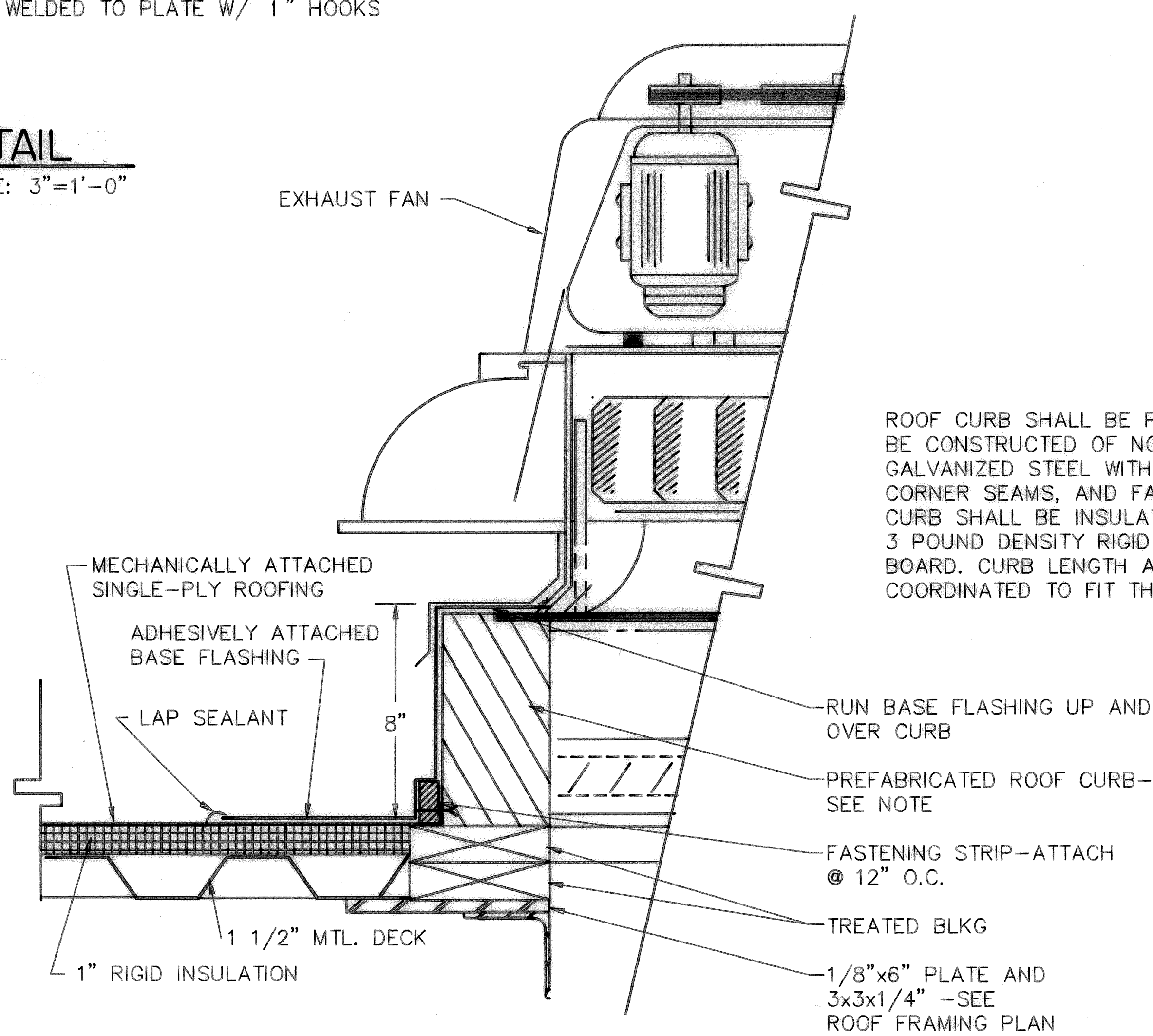
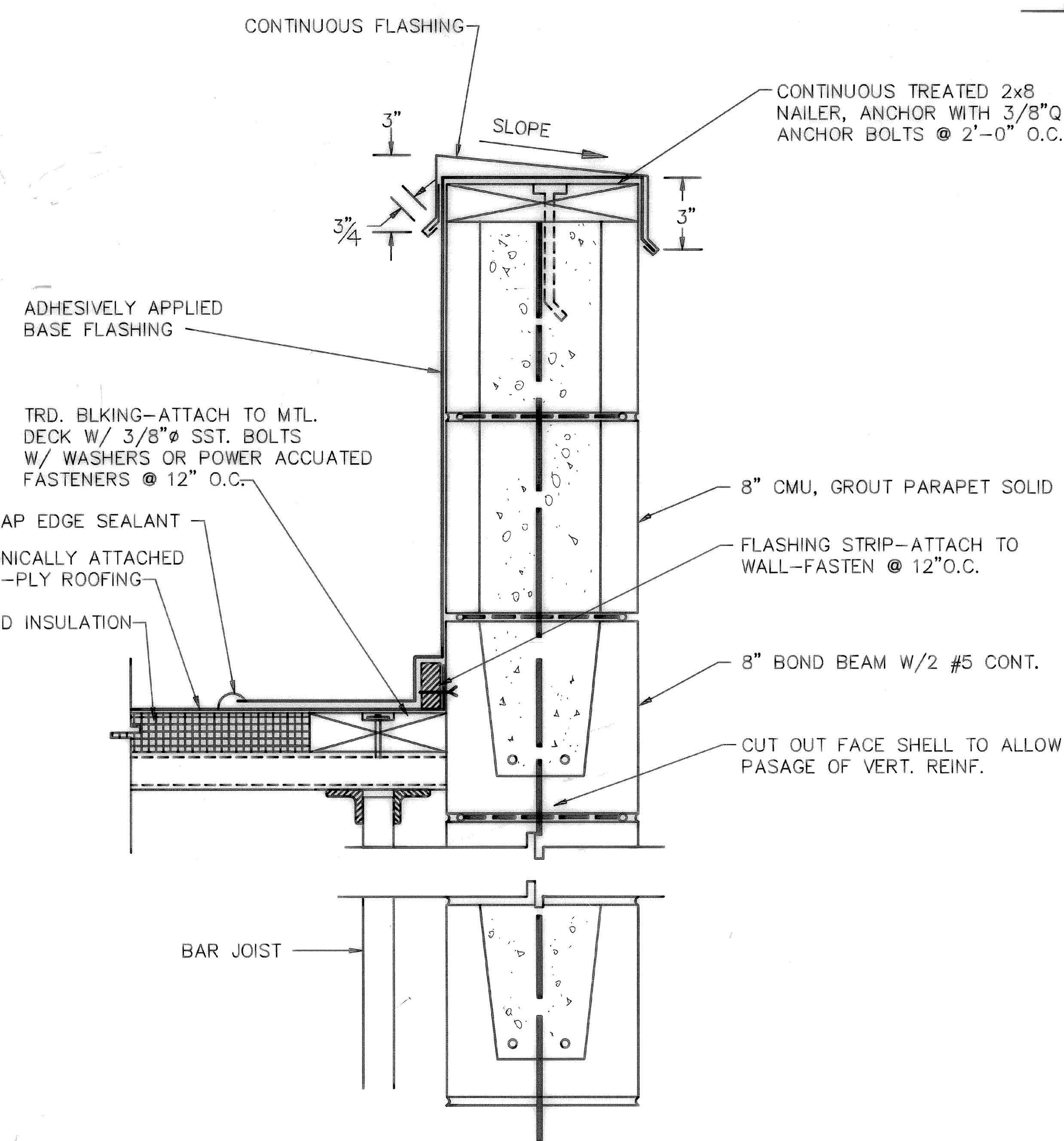
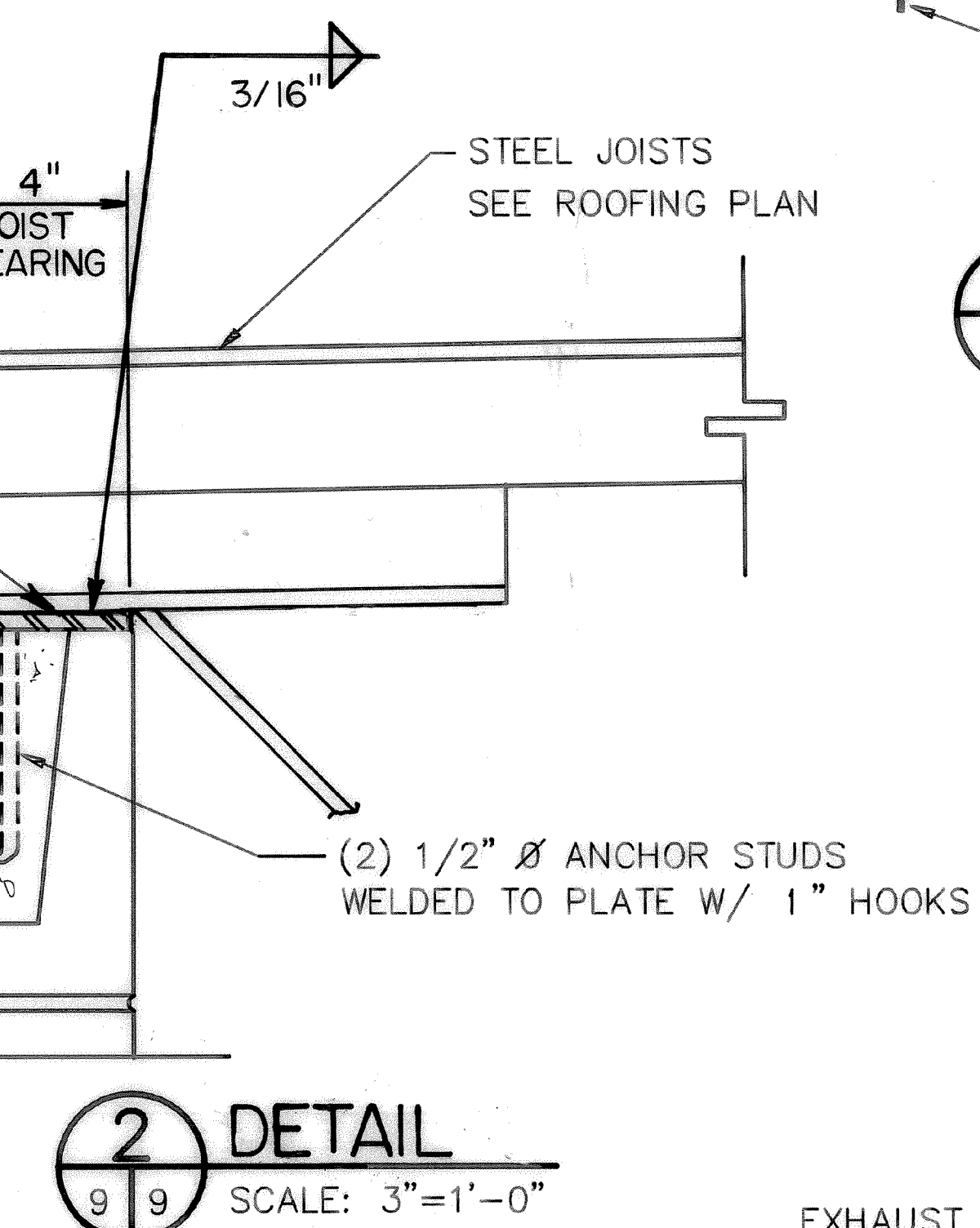
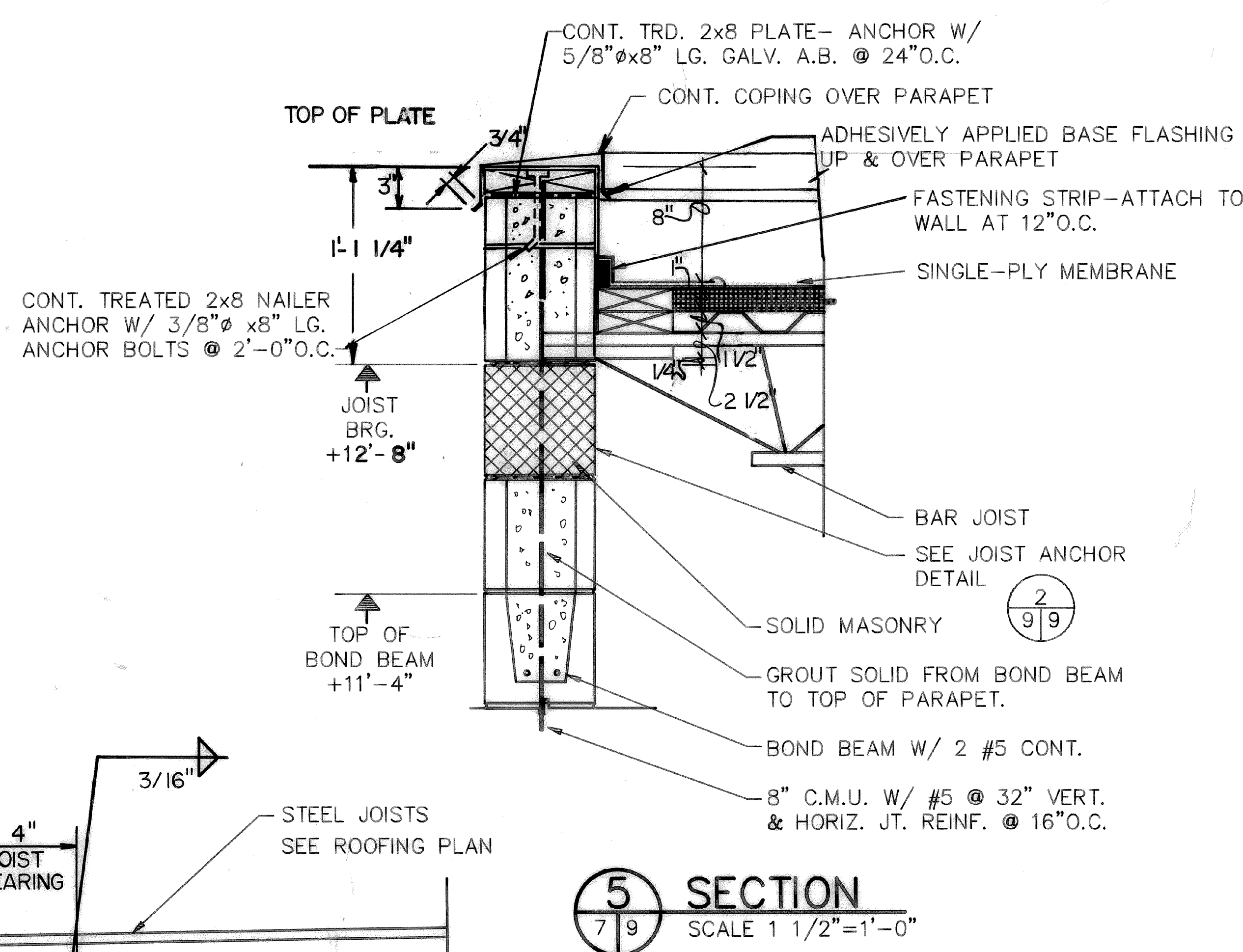
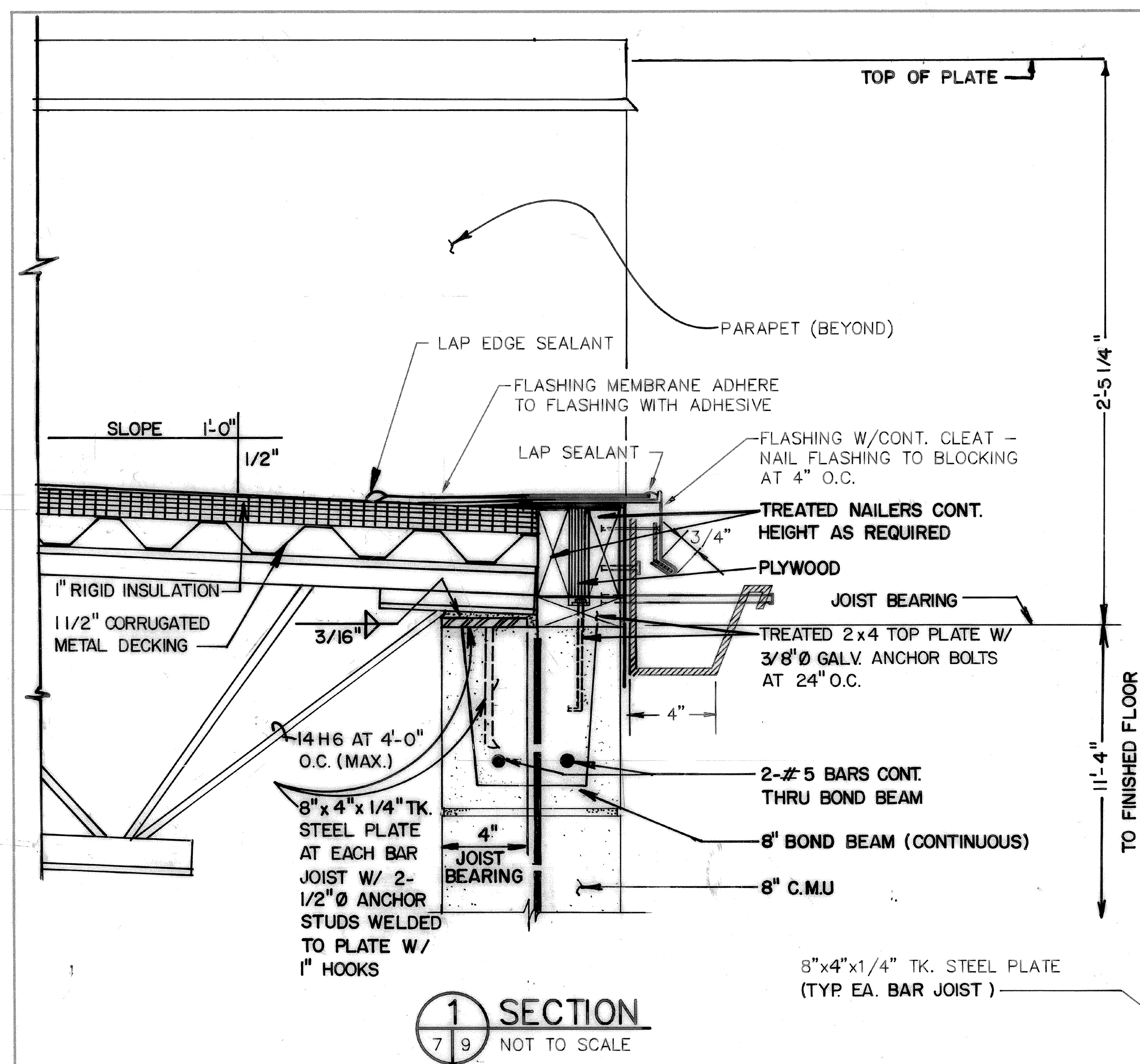


⑤ OPERABLE LOUVER SILL  
SCALE: 3"=1'-0"



A-3

FOR OFFICIAL USE ONLY		RECORD DRAWING DATE 2/28/89	
PW 6966		NAVAL FACILITIES ENGINEERING COMMAND SOUTHERN DIVISION CHARLESTON, SC	
ENGINEERING TECHNOLOGY CHARLESTON, SC		MARINE CORPS AIR STATION BEAUFORT, SC	
DESIGN: HIESBERG, DR: BROOKS, CH: HIESBERG		N62467-85-C-0136	
SURV: HIESBERG, CH: ENGR		5159068	
ELECT: HIESBERG, CH: ENGR		CONSTR CONTR NO	
ELECT: HIESBERG, CH: ENGR		N62467-85-C-0136	
ELECT: HIESBERG, CH: ENGR		SPEC 06-85-0136	
ELECT: HIESBERG, CH: ENGR		SHEET 8 OF 30	

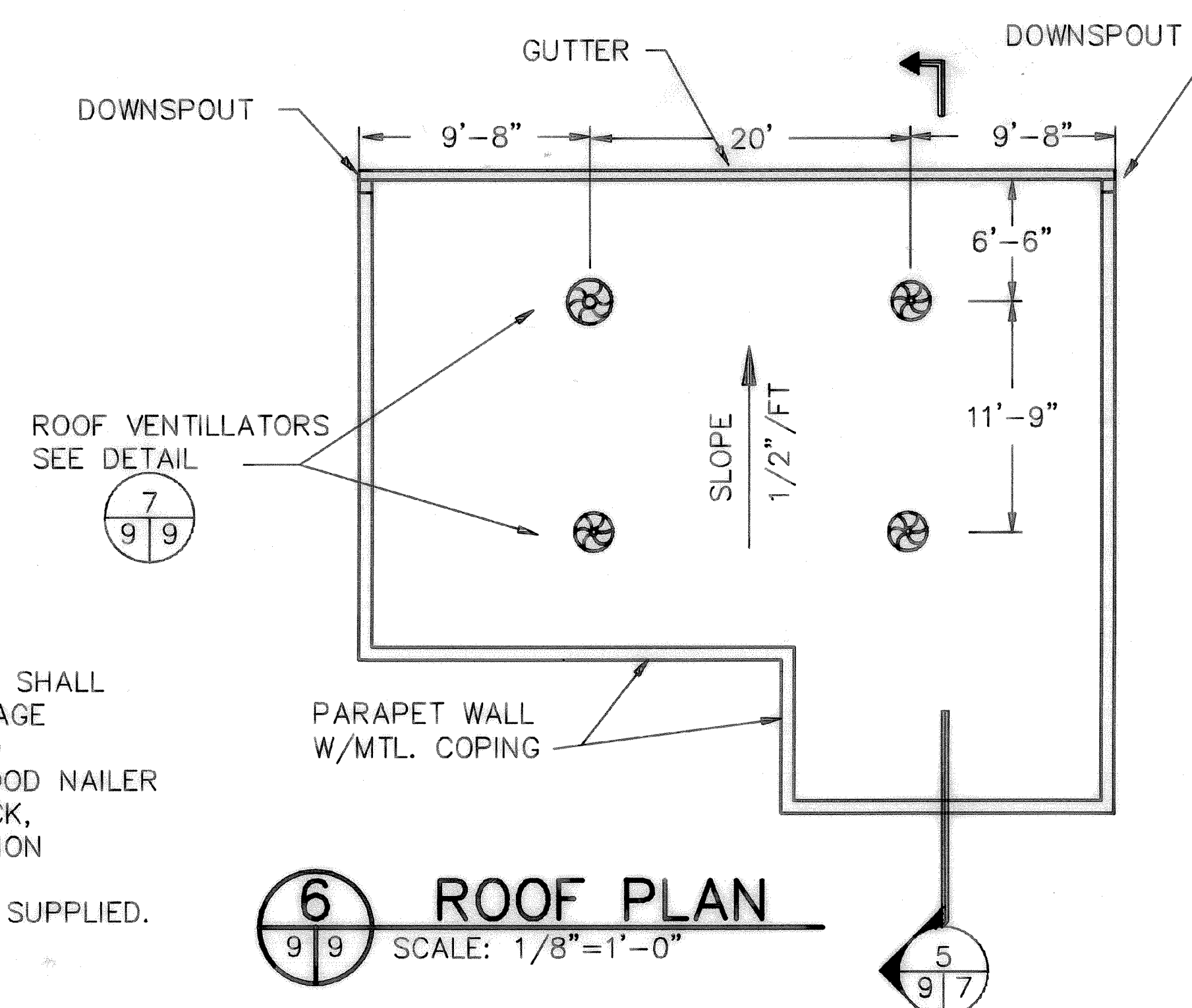


CONTRACTOR SHALL COORDINATE  
ROOF FRAMING WITH ROOF CURB  
& FAN SECTIONS


2 3x3x1/4" W/ 1/8"x6" PLATE SUPPORTS  
AND CROSS-SUPPORTS TYP. FOR FAN  
FIELD WELD FLUSH W/TOP CHORD  
OF BAR JOIST  
SEE DETAIL

7 9

**4 ROOF FRAMING PLAN**  
9 9 SCALE: 1/8"=1'-0"

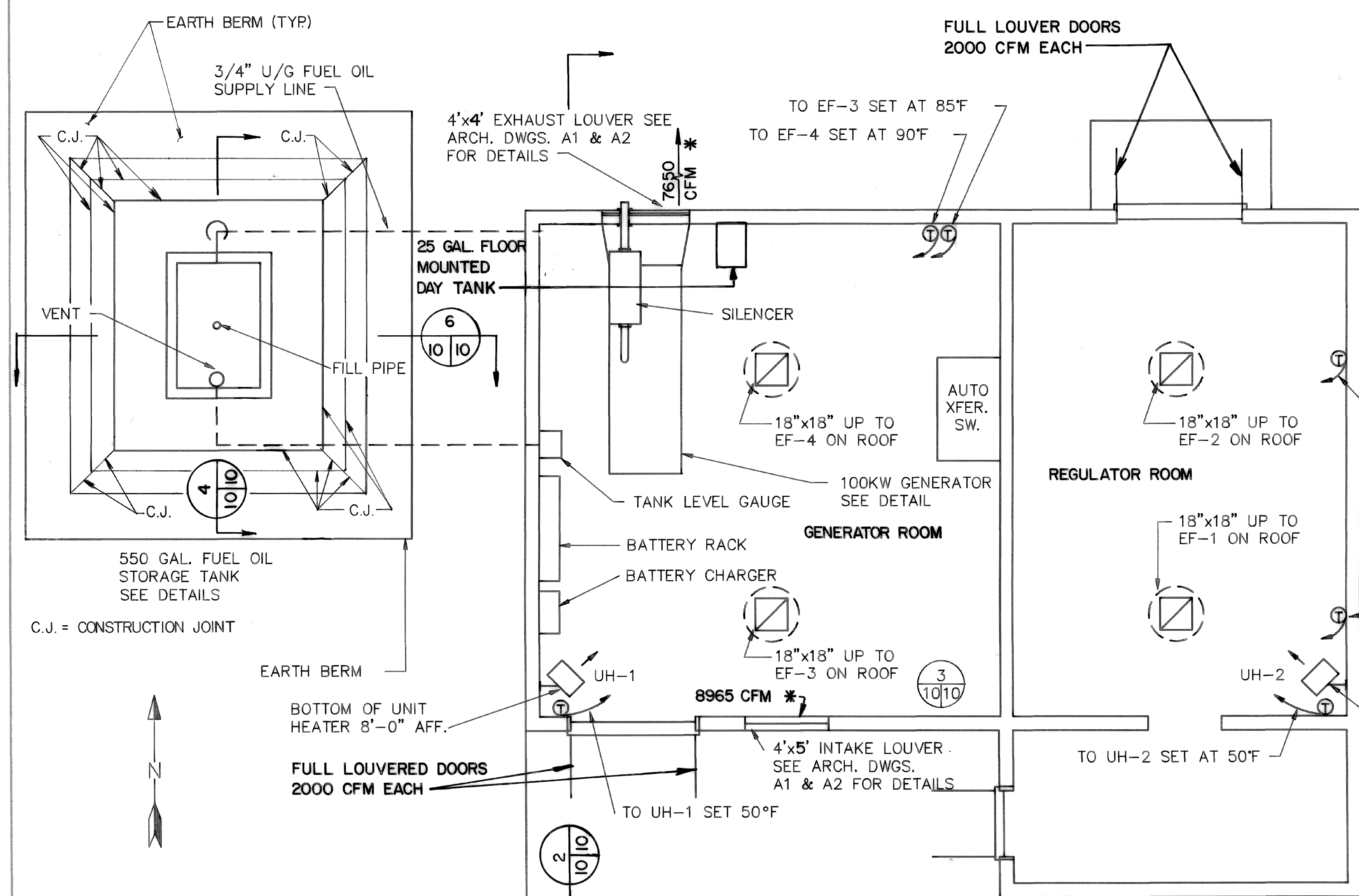


ROOF CURB SHALL BE PREFABRICATED. CURB SHALL  
BE CONSTRUCTED OF NOT LESS THAN 18 GAUGE  
GALVANIZED STEEL WITH CONTINUOUS WELDED  
CORNER SEAMS, AND FACTORY INSTALLED WOOD NAILER  
CURB SHALL BE INSULATED WITH 1 1/2" THICK,  
3 POUND DENSITY RIGID FIBERGLASS INSULATION  
BOARD. CURB LENGTH AND WIDTH SHALL BE  
COORDINATED TO FIT THE CAP OF THE FANS SUPPLIED.

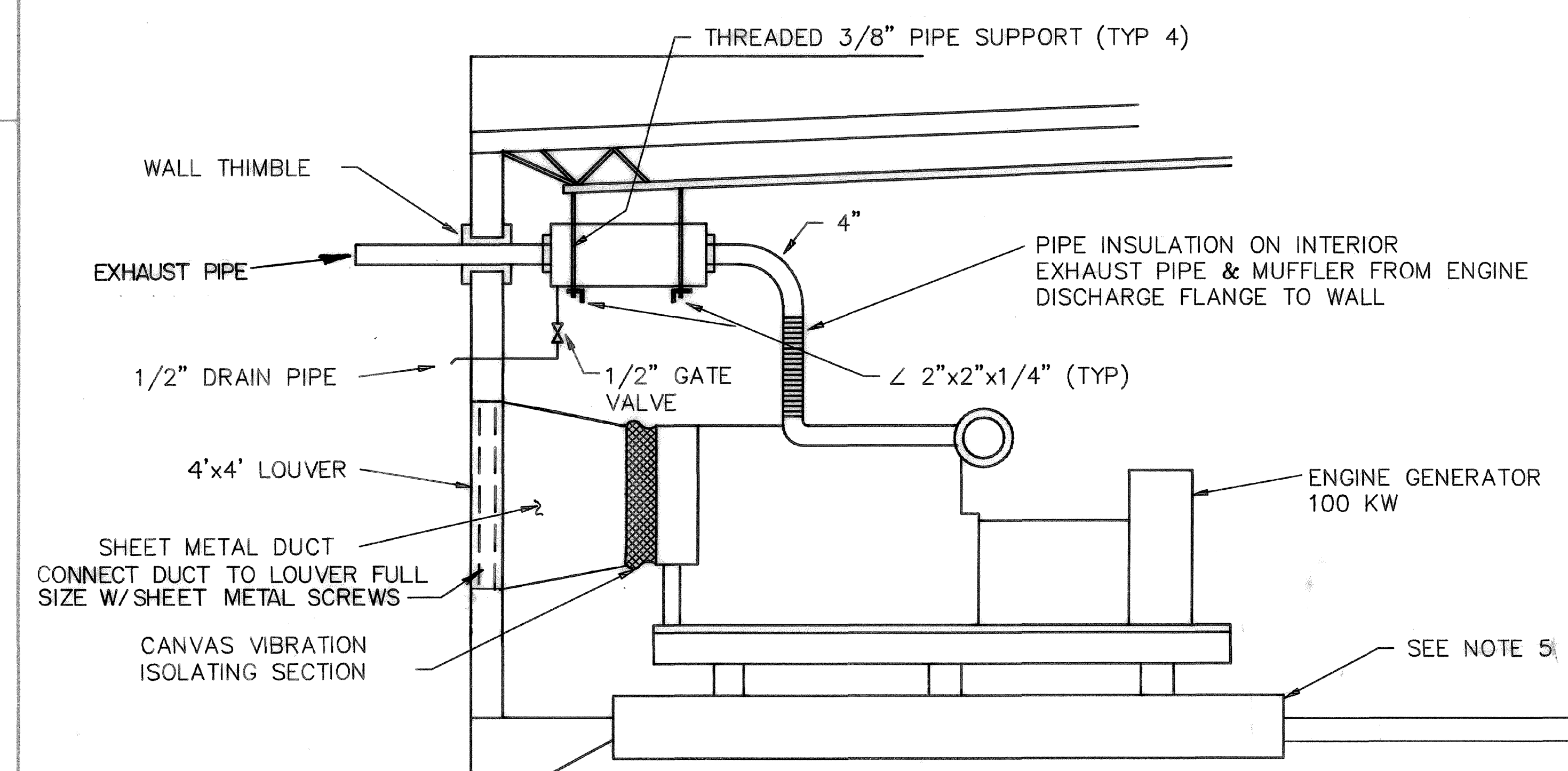


A-4

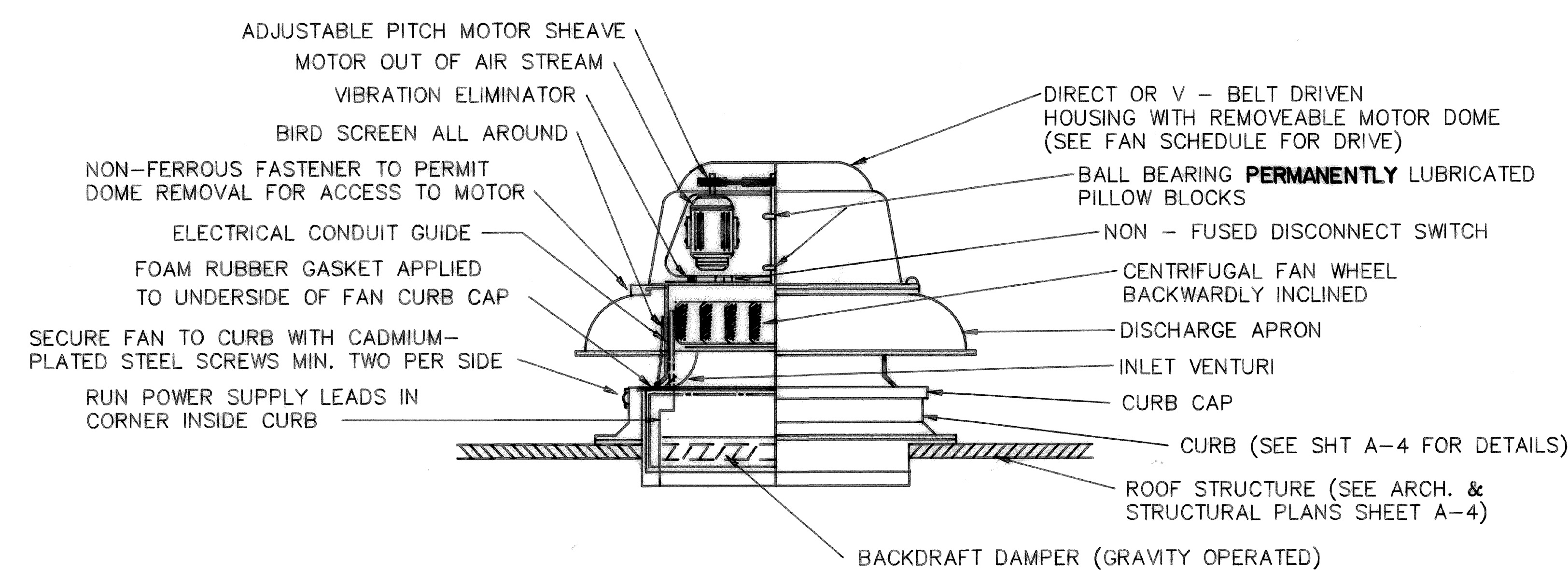
FOR OFFICIAL USE ONLY		RECORD-DRAWING DATE 2/28/89	
ENGINEERING TECHNOLOGY CHARLESTON, SC		DEPARTMENT OF THE NAVY NAVAL FACILITIES ENGINEERING COMMAND CHARLESTON, SC	
DESIGN: RIESBERG	CHECKED: RIESBERG	DATE: 8/10/86	BY: RIESBERG
APPROVED: [Signature]		OFFICER IN CHARGE	
DATE: 1/2/87		DATE: 1/2/87	
SPEC: 06-85-0136		SHEET 9 OF 30	
CONSTRUCTION NO. 5159069		CONSTRUCTION NO. 5159069	
SCALE: AS SHOWN		SCALE: AS SHOWN	



**AIRFIELD LIGHTING VAULT - MECHANICAL FLOOR PLAN**  
SCALE: 1/4"=1'-0"



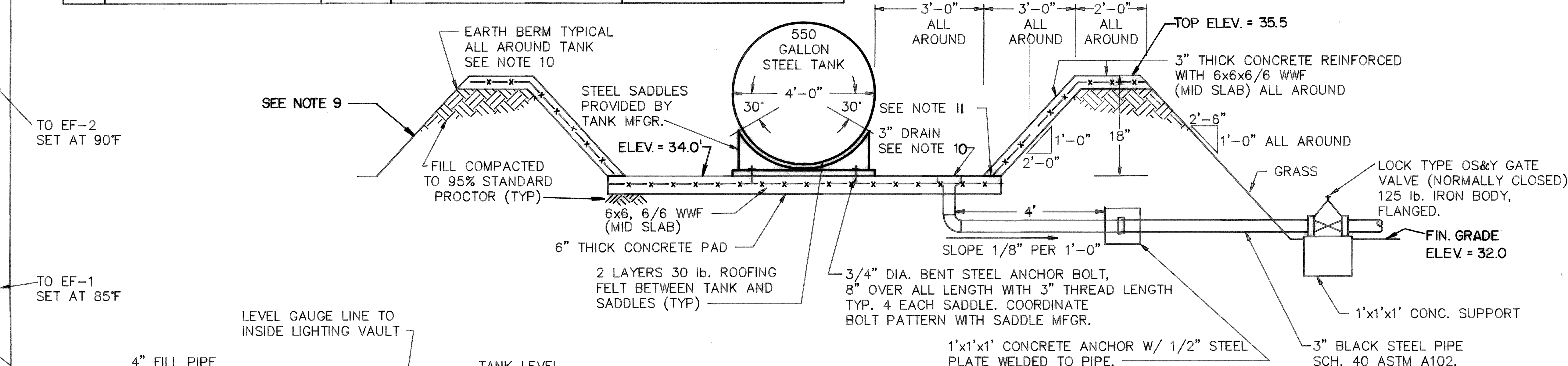
**ELEVATION - ENGINE GENERATOR**  
SCALE: 3/8"=1'-0"



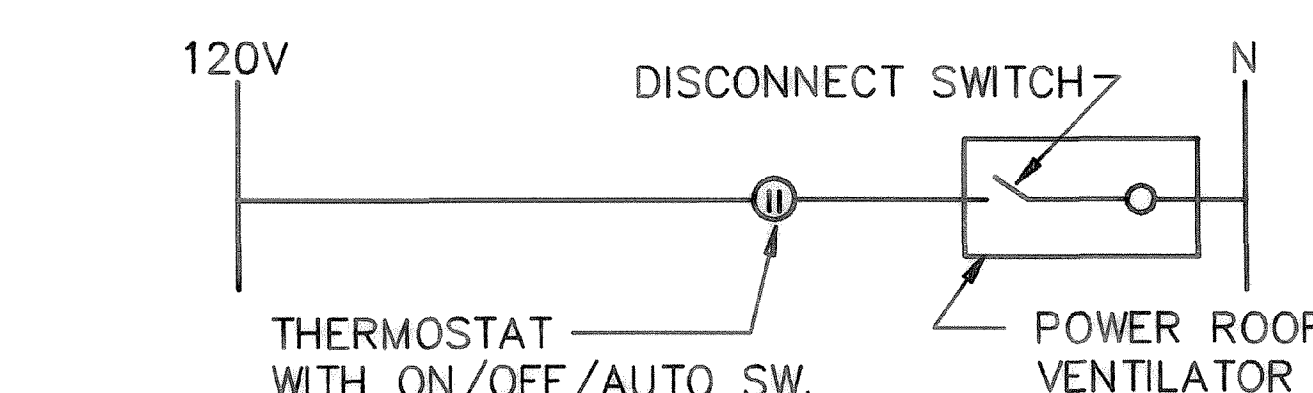
**ROOF MOUNTED CENTRIFUGAL EXHAUST FAN**  
NOT TO SCALE

EXHAUST FANS							
NO.	TYPE	CFM	EXT. SP	DRIVE	SONES	ELECT. CHARACTERISTICS	REMARKS
EF-1	ROOF MOUNTED CENTRIFUGAL	2000	0.25"	BELT	15	120V / 1Ø / 60 HZ	MAX. MOTOR H.P.=1/4
EF-2							
EF-3							
EF-4		3000					MAX. MOTOR H.P.=1/3"

UNIT HEATER				
NO.	TYPE	WATTS	ELECT. CHARACTERISTICS	REMARKS
UH-1	HORIZONTAL DISCHARGE	3000	240V/ 1Ø/ 60 HZ	PROVIDE WALL MOUNTING BRACKET WITH HEATER
UH-2	HORIZONTAL DISCHARGE	1500	240V/ 1Ø/ 60 HZ	PROVIDE WALL MOUNTING BRACKET WITH HEATER



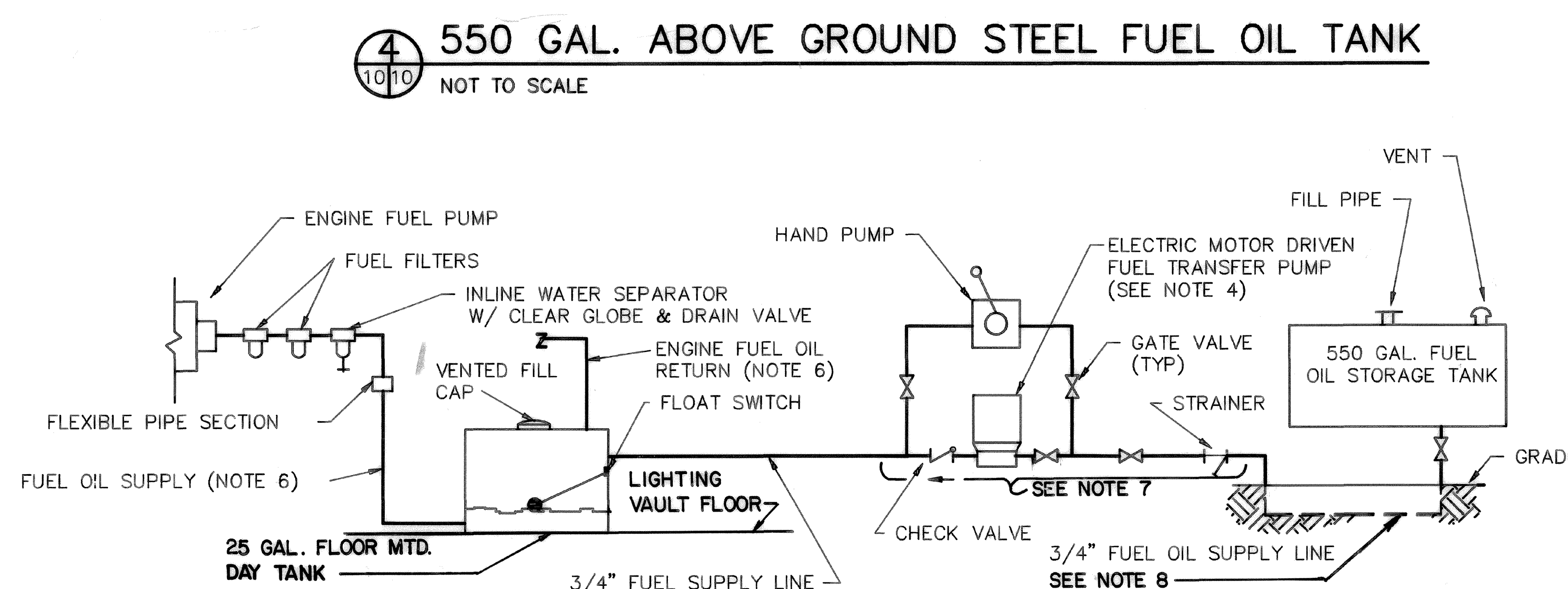
**550 GAL. FUEL OIL TANK SECTION**  
NOT TO SCALE



**CONTROL WIRING DIAGRAM  
POWER ROOF VENTILATOR**  
NOT TO SCALE

**NOTES:**

- COORDINATE ALL WORK WITH OTHER TRADES.
- DUCT DIMENSIONS SHOWN ARE INSIDE CLEAR DIMENSIONS.
- MOUNT THERMOSTATS 5'-0" ABOVE FINISHED FLOOR.
- FUEL TRANSFER PUMP SHALL BE CAPABLE OF PROVIDING A MINIMUM OF 3 GALLONS PER MINUTE AGAINST A VERTICAL HEAD OF 20' FEET OF H<sub>2</sub>O.
- FOR PAD DETAILS, SEE 6/6.
- FUEL SUPPLY & RETURN LINES FROM ENGINE TO DAY TANK SHALL BE IN ACCORDANCE WITH ENGINE MANUFACTURERS RECOMMENDATIONS.
- INSTALL ALL PUMPS, VALVES, & STRAINERS INSIDE BUILDING.
- ROUTE PIPING 24" MINIMUM UNDERGROUND & TURN UP THRU SLAB INTO BUILDING.
- APPLY GRASS SEED AND ASPHALT MULCHING TO BERMS. (SEE SPECIFICATION SECTION 02821 FOR REQUIREMENTS)
- 3" OD, COATED CAST IRON DRAIN, TWO PIECE BODY W/DOUBLE DRAINAGE FLANGE, NON-PUNCTURE FLASHING COLLAR, WEEP HOLES, BOTTOM OUTLET THREADED CONNECTION, 9" DIA LOOSE SET, ANTI-TILTING MEDIUM DUTY COATED CAST IRON GRATE W/ PERIMETER DRAINAGE SLOTS AND ADJUSTABLE COLLAR W/ ROLLED THREAD.
- FUEL OIL RESISTANT ELASTOMERIC SEAL TYP ALL JOINTS INSIDE CONC. TANK ENCLOSURE.


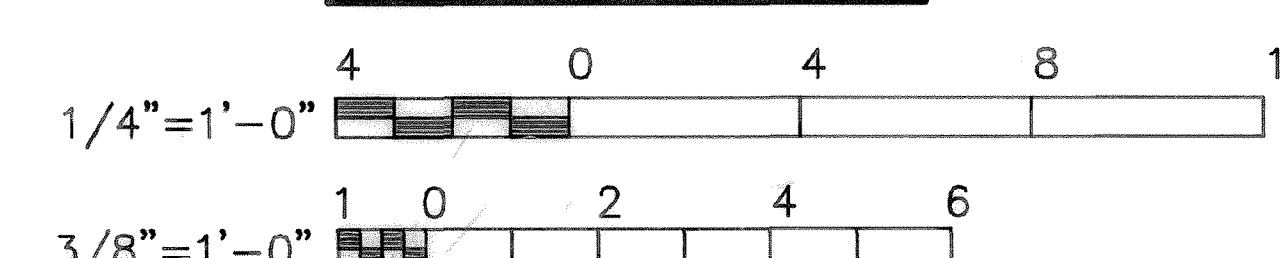


**EMERGENCY GENERATOR - FUEL SYSTEM**  
NOT TO SCALE

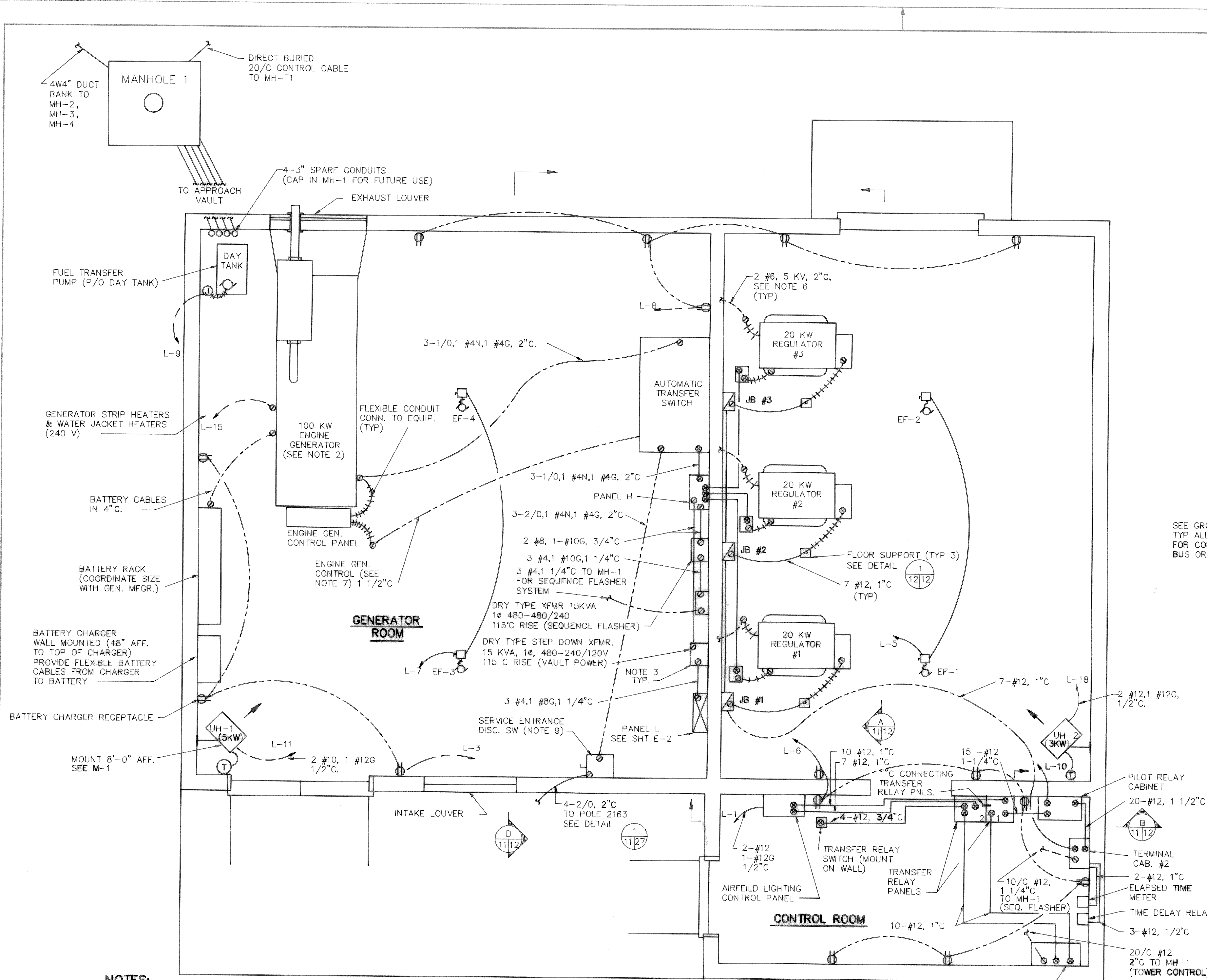
**LEGEND**

- ⊗ EXHAUST DUCT THRU ROOF, SIZE AS NOTED.
- UH-1 UNIT HEATER
- ⊕ THERMOSTAT, SURFACE MOUNTED.
- EF EXHAUST FAN

**GRAPHIC SCALES:**



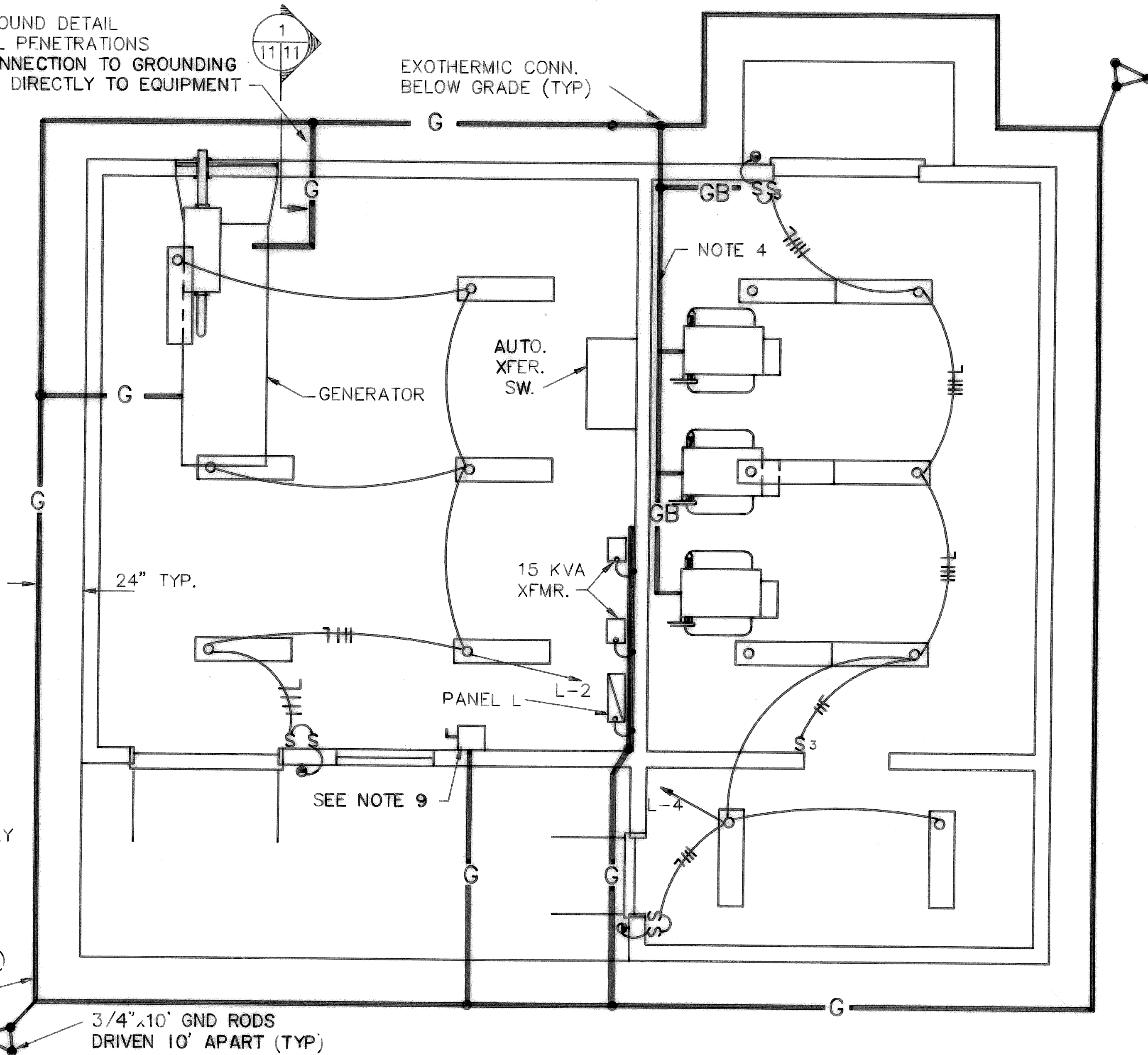
FOR OFFICIAL USE ONLY		RECORD DRAWING DATE 2/28/89	
ENGINEERING TECHNOLOGY CHARLESTON, S.C.		NAVAL FACILITIES ENGINEERING COMMAND SOUTHERN DIVISION CHARLESTON, S.C.	
DESIGN: KNIGHT, BROOKS, CHEN, GRESHAM		MARINE CORPS AIR STATION BEAUFORT, SC	
SUPERVISOR: ELG		CHARGE: RDO	
REVISIONS: 1. 2/28/89		APPROACH LIGHTING - R/W 4 LIGHTING VAULT-MECHANICAL PLAN & DETAILS	
APPROVED: [Signature]		DATE: 1/7/87	
OFFICE IN CHARGE: [Signature]		DATE: 1/7/87	
SCALE: AS SHOWN		SPEC: 06-85-0136 SHEET 10 OF 30	



# LEGEND:

- CONDUIT TURNED FROM VIEWER.
- CONDUIT TURNED TO VIEWER.
- FLEXIBLE CONDUIT, SIZED TO RIGID CONDUIT.
- BRANCH CIRCUIT, ROUTED EXPOSED ON CEILING OR WALLS; 2 #12, 1 #12G, 1/2"C UNLESS OTHERWISE NOTED. ARROW INDICATES HOMERUN TO PANEL; HASHMARKS INDICATE NUMBER OF CONDUCTORS.
- BRANCH CIRCUIT, ROUTED WITHIN FLOOR SLABS OR EXPOSED ON WALLS.
- LIGHT FIXTURE, FLUORESCENT, SEE DETAIL 12/12.
- LIGHT FIXTURE, HIGH PRESSURE SODIUM, SEE DETAIL 12/12.
- WALL SWITCH, 20A, 120/277V AC ONLY, SURFACE MOUNTED 48" AFF.
- WALL SWITCH, THREE WAY.
- RECEPTACLE, DUPLEX, 120V, 20A, NEMA 5-20R, SURFACE MOUNTED 18" AFF.
- ABOVE FINISHED FLOOR.
- 600V, DISCONNECT SWITCH, SIZE & # OF FUSES AS NOTED.
- 600V, CIRCUIT BREAKER ENCLOSURE, NO. OF POLES & CKT BKR SIZE AS NOTED.
- LIGHTING OR POWER PANEL.
- MOTOR WITH FLEXIBLE CONDUIT CONNECTION.
- DISCONNECT SWITCH.
- THERMOSTAT - WALL MOUNTED 5'-0" AFF.
- COPPER GROUND BUS SEE NOTE 4.
- GROUND GIRDLE 24" BELOW GRADE, 24" FROM WALL, #1/0 BARE COPPER.
- EXHAUST FAN.
- JUNCTION BOX.

SEE GROUND DETAIL  
TYP. ALL PENETRATIONS  
FOR CONNECTION TO GROUNDING  
BUS OR DIRECTLY TO EQUIPMENT

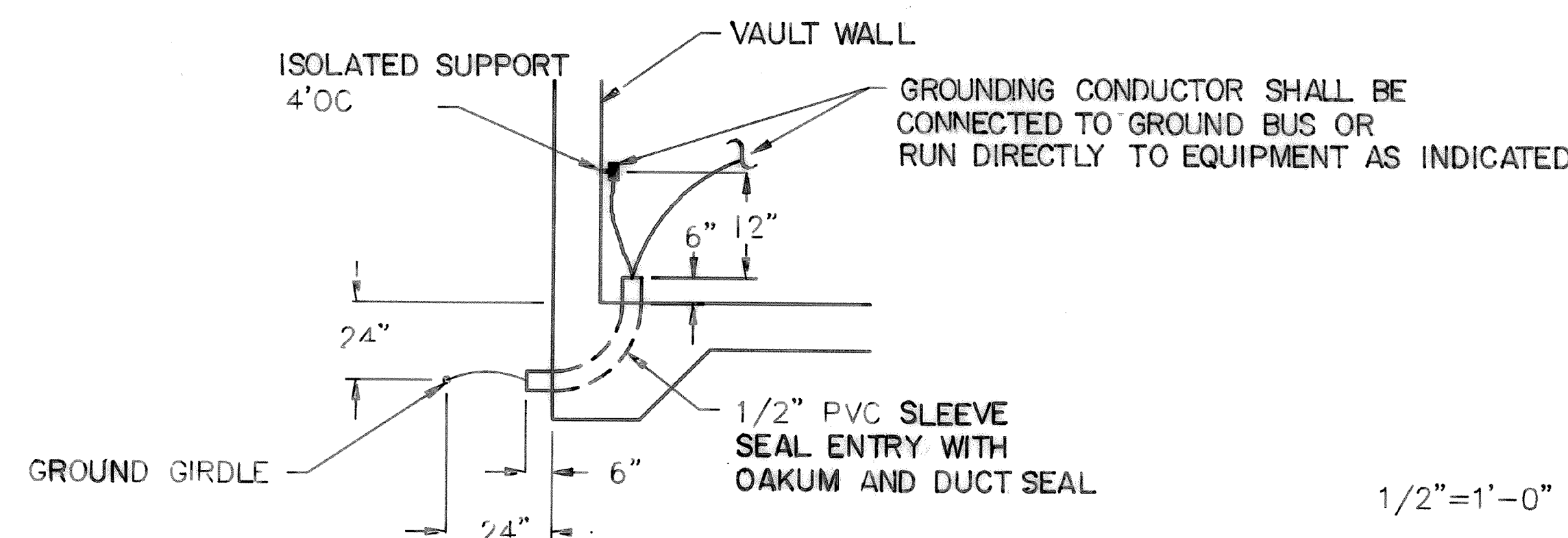


## NOTES:

1. COORDINATE ALL WORK WITH OTHER TRADES.
2. TEMPLATE LOCATIONS OF CONDUIT RISERS AT GENERATOR WITH MANUFACTURERS LOCATIONS.
3. PROVIDE GROUND CONDUCTOR ACROSS ALL FLEX. CONDUIT
4. PROVIDE 1"x1/8" COPPER GROUND BUS ON ISOLATED SUPPORTS 12" AFF. SEE GROUND DETAIL THIS SHEET.
5. PROVIDE #1/0 BARE COPPER GROUND GIRDLE AROUND LIGHTING VAULT. CONNECT TO COUNTERPOISE SYSTEM. COUNTERPOISE SYSTEM TO BE INSTALLED WITH DUCT BANKS AND CONNECTED TO ALL EQUIP. COMPRISING APPROACH LIGHTING SYSTEM.
6. ROUTE CONDUITS TO MANHOLE 1 ADJACENT TO LIGHTING VAULT.
7. CONTRACTOR SHALL PROVIDE CONTROLS, WIRING AND RACEWAY AS SPECIFIED BY GEN. MFR.
8. FOR POWER AND CONTROL LOGIC DIAGRAM OF MAJOR SYSTEM COMPONENTS SEE SHT. AL-7.
9. PROVIDE 600V, 200A, 3P DISCONNECT SWITCH FUSED @ 175A. W/CLASS R FUSES. DISCONNECT SHALL BE RATED FOR SERVICE ENTRANCE. GROUND BUS AND NEUTRAL BUS SHALL BE BONDED AND CONNECTED TO GROUND GIRDLE WITH 1/0 BARE COPPER AS SHOWN IN GROUNDING PLAN.

## APPROACH LIGHTING VAULT - ELECTRICAL FLOOR PLAN

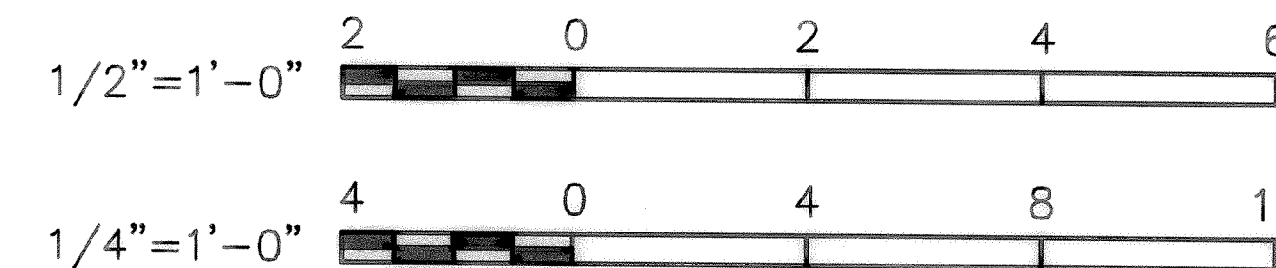
SCALE: 1/2"=1'-0"



## GROUND DETAIL (TYP)


NOT TO SCALE

## GRAPHIC SCALES



## APPROACH LIGHTING VAULT - LIGHTING & GROUNDING PLAN

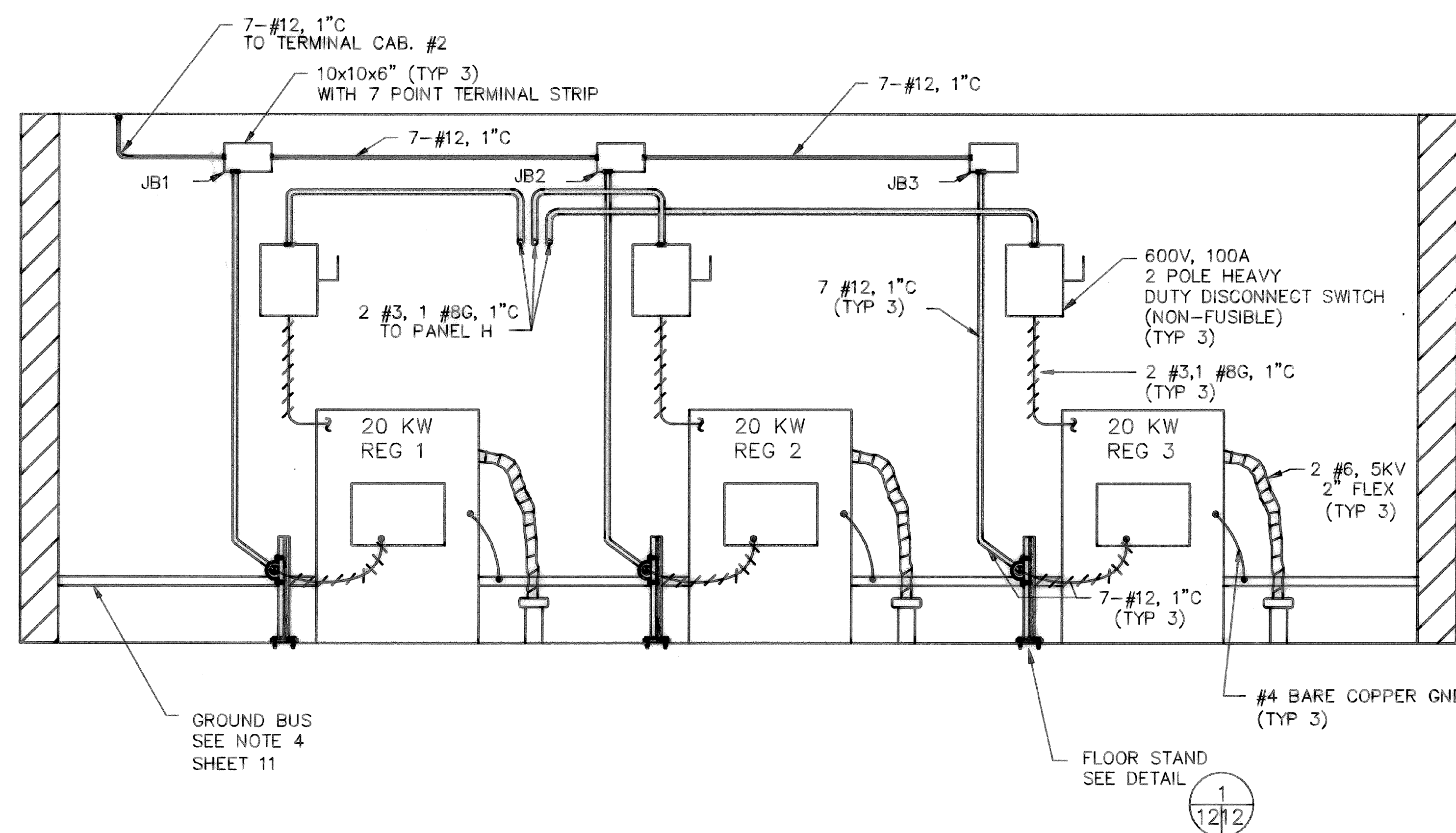
SCALE: 1/4"=1'-0"



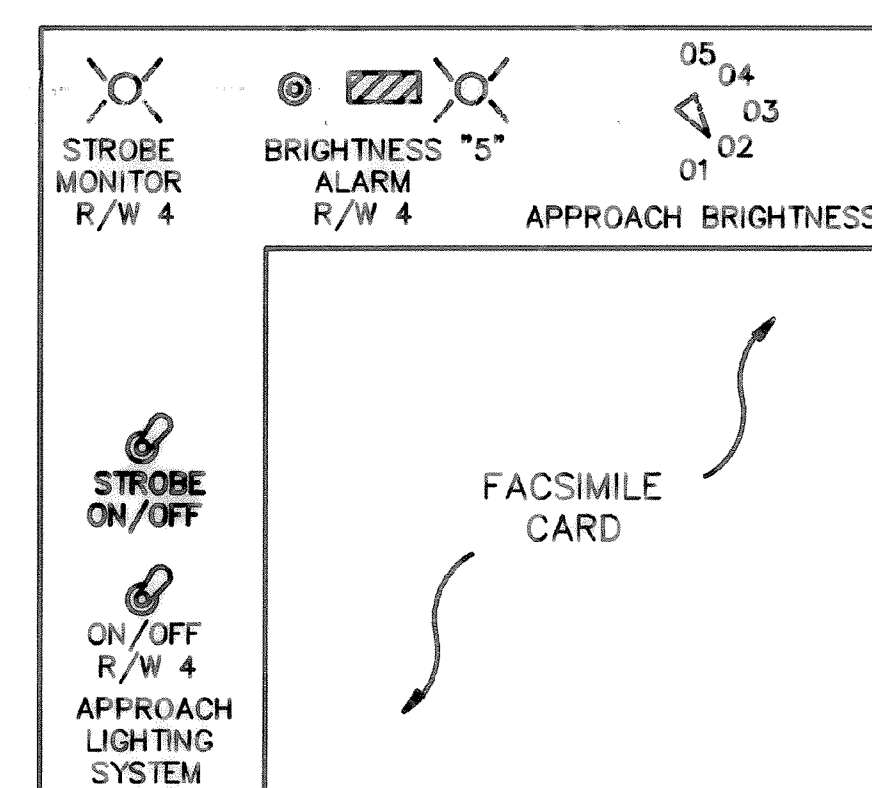
E-1

ENGINEERING TECHNOLOGY CHARLESTON, SC		DEPARTMENT OF THE NAVY NAVAL FACILITIES ENGINEERING COMMAND SOUTHERN DIVISION CHARLESTON, S.C.	
DESIGNER: BROOKS	CHECKER: GRESHAM	MARINE CORPS AIR STATION BEAUFORT, SC	
APPROVED: [Signature]		DATE: 2/28/89	
PROJECT: APPROACH LIGHTING - R/W 4		DRAWING NO: 5159071	
CONTRACT NO: N62467-85-C-0136		SHEET 11 OF 30	

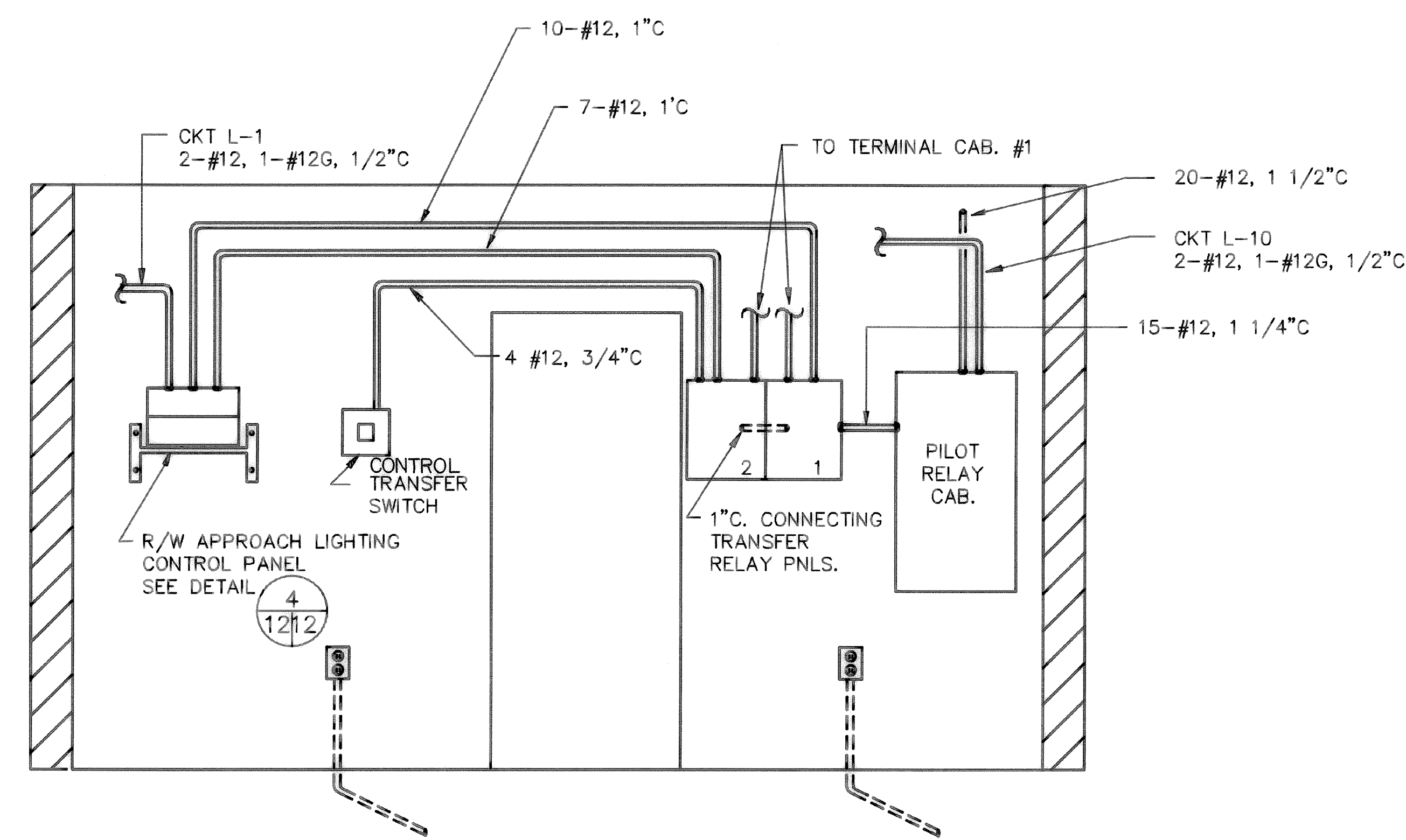
REVISIONS				
LET	DESCRIPTION	PREP BY	DATE	APPROVED
	APPROVALS: DRAWING NO. CORRECTIONS	LCD	25 Feb 89	<i>[Signature]</i>



**A SECTION A-A**  
SCALE: 1/2"=1'-0"

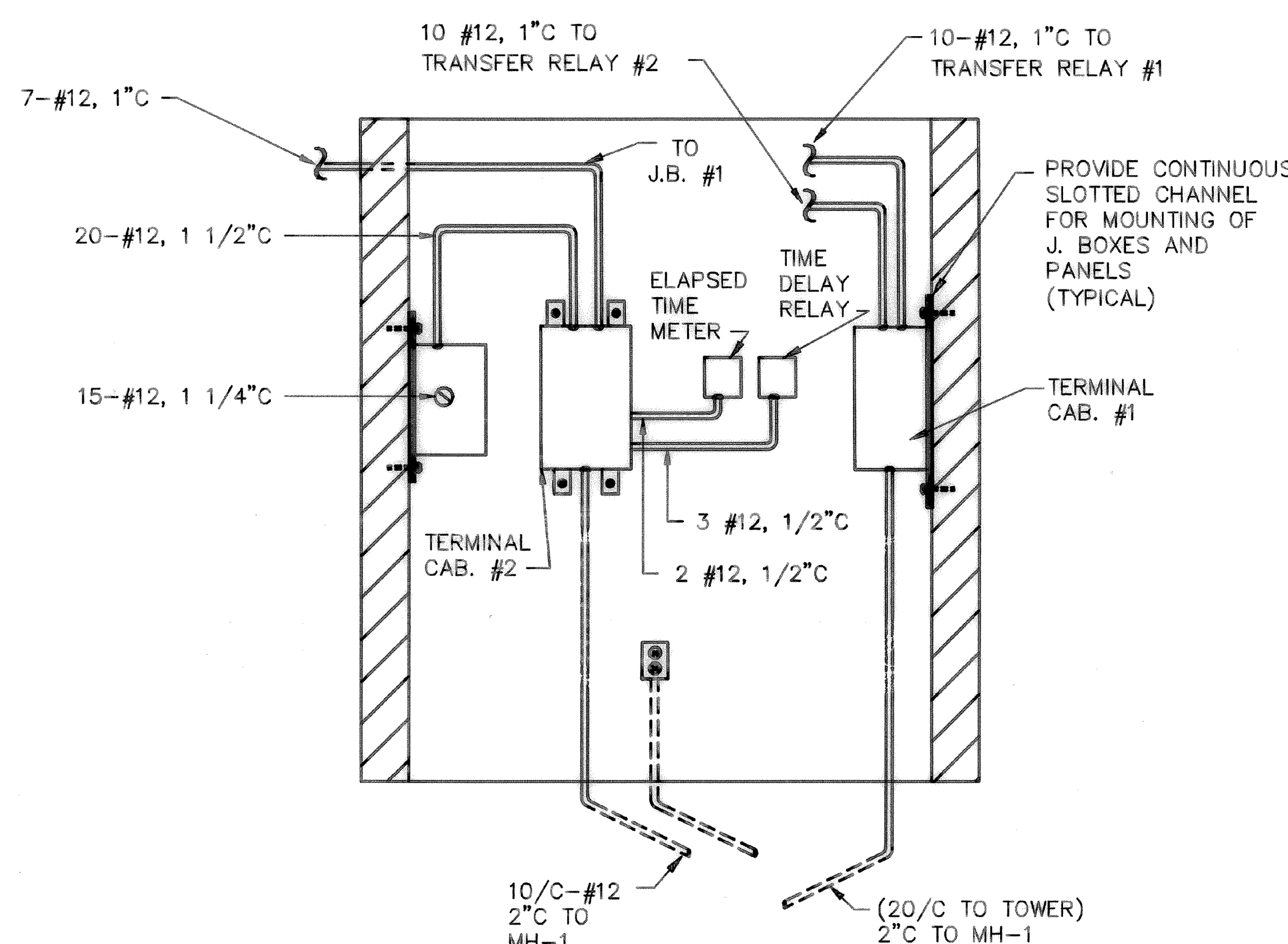


**4 R/W APPROACH LIGHTING CONTROL PANEL**  
MIL-P-8944 (MS-23007-1-11)  
NOT TO SCALE

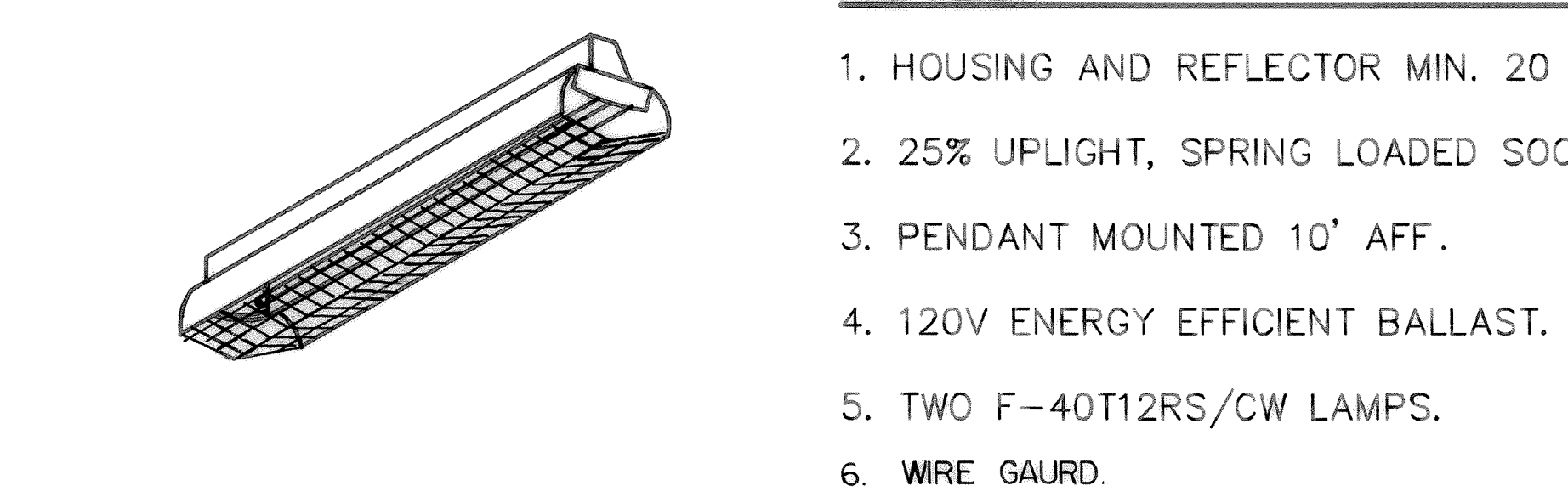


**B SECTION B-B**  
SCALE: 1/2"=1'-0"

**NOTE:**  
1. PROVIDE #6 AWG BONDING JUMPER FROM TRANSFORMER SECONDARY NEUTRAL TO METAL CASE OF TRANSFORMER AND ALSO TO GROUND BAR AS SHOWN.  
2. NEUTRAL SHALL NOT BE BONDED TO GROUND BUS IN PANEL H.

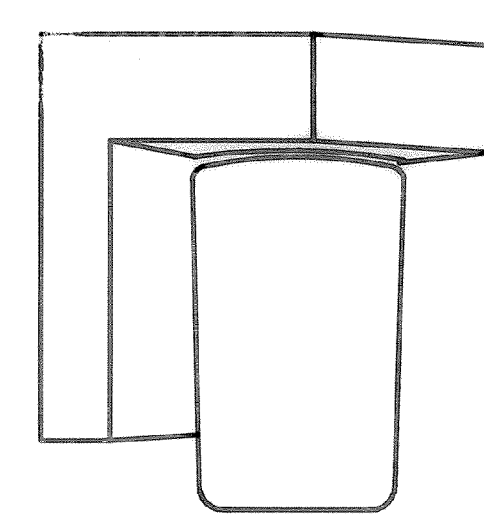


**C SECTION C-C**  
SCALE: 1/2"=1'-0"



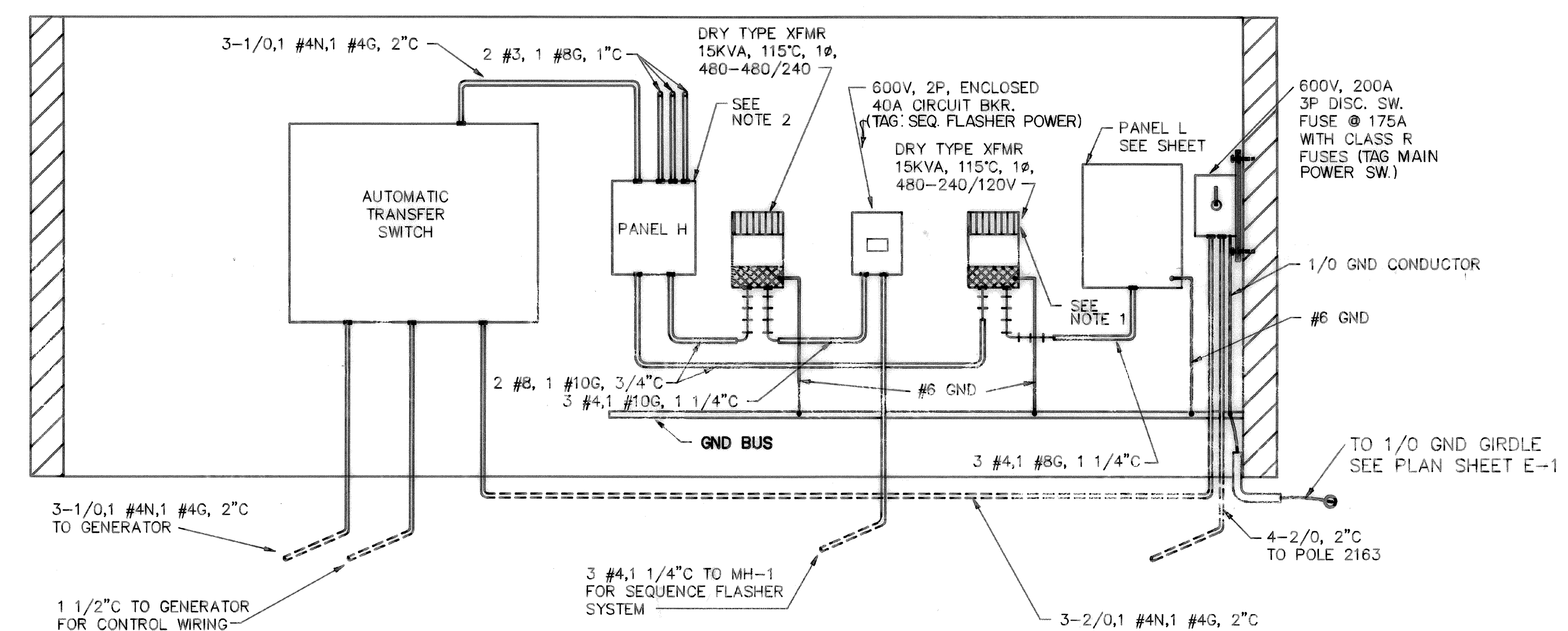
**2 FLUORESCENT FIXTURES-TYPE 'A'**  
NOT TO SCALE

- NOTES:**
1. HOUSING AND REFLECTOR MIN. 20 GAGE STEEL.
  2. 25% UPLIGHT, SPRING LOADED SOCKETS.
  3. PENDANT MOUNTED 10' AFF.
  4. 120V ENERGY EFFICIENT BALLAST.
  5. TWO F-40T12RS/CW LAMPS.
  6. WIRE GAUDED.



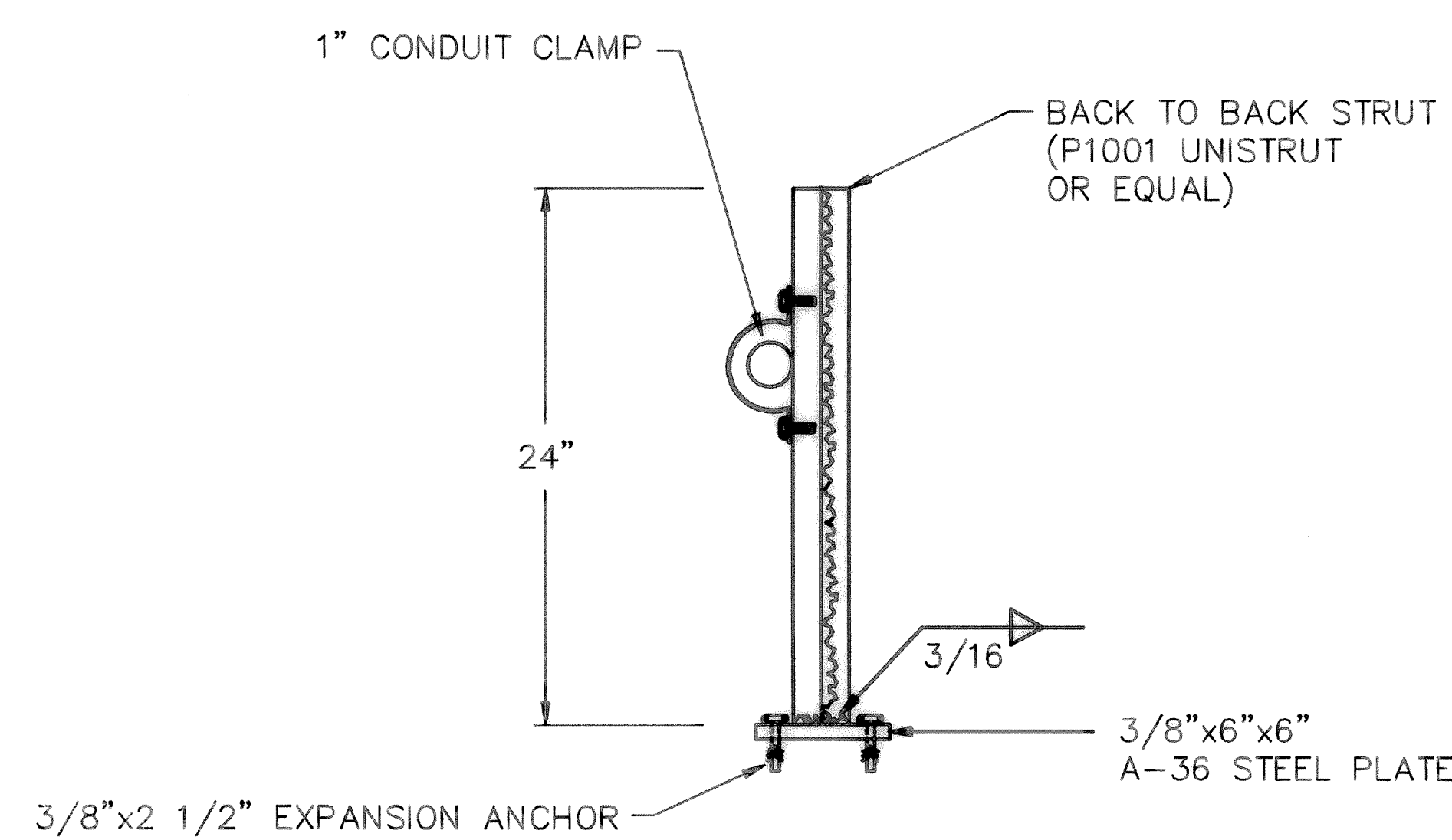
**3 HIGH PRESSURE SODIUM FIXTURE-TYPE 'B'**  
NOT TO SCALE

- NOTES:**
1. CAST ALUMINUM HOUSING.
  2. ACRYLIC PRISMATIC LENS.
  3. 50W HPS LAMP, 120V BALLAST.



**D SECTION D-D**  
SCALE: 1/2"=1'-0"

**GRAPHIC SCALE:**



**1 FLOOR SUPPORT DETAIL**  
NOT TO SCALE

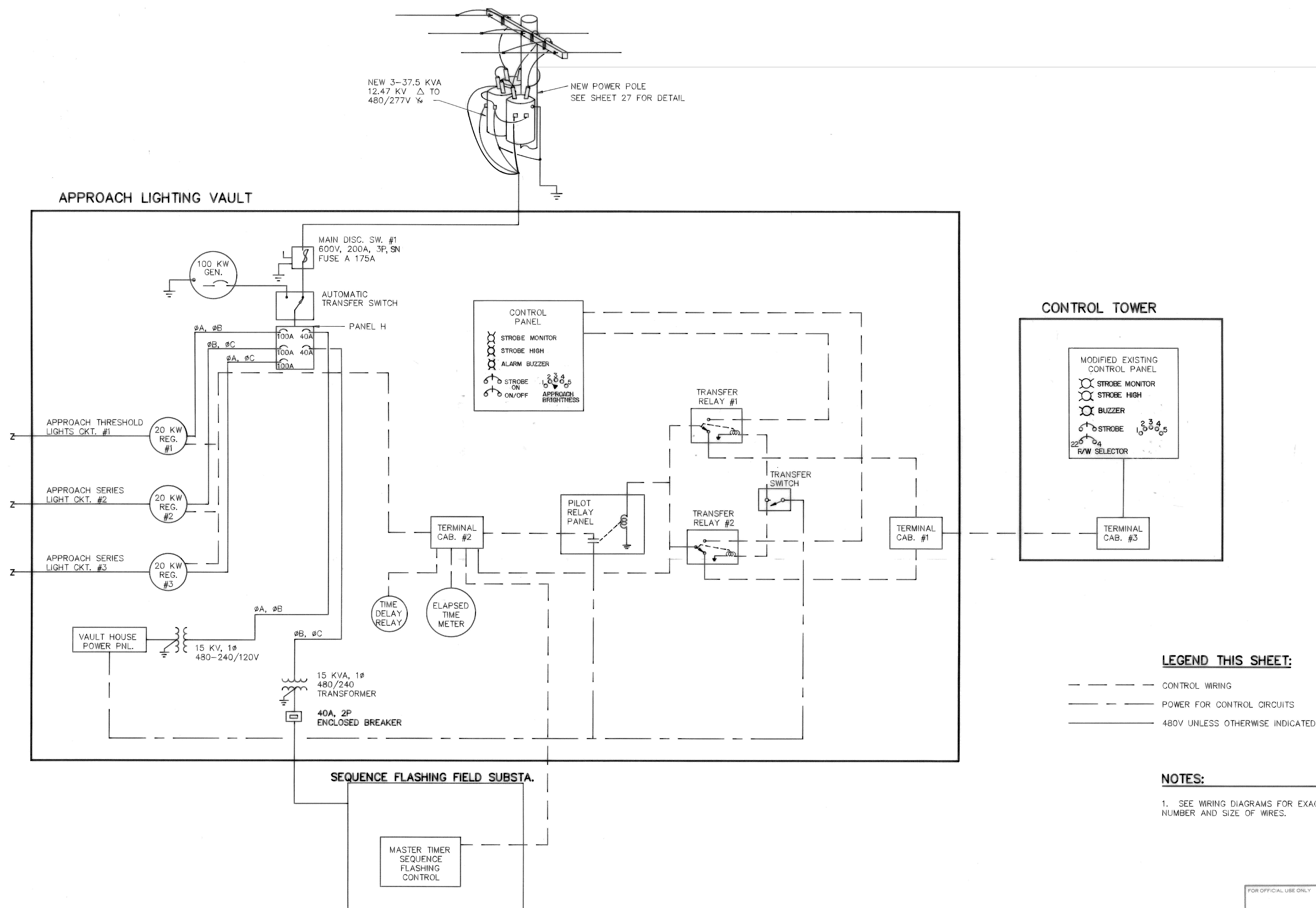
SCHEDULE - PANELBOARD L TYPE FLUSH <input type="checkbox"/> SURFACE <input checked="" type="checkbox"/>									
80 AMP, 240, 120 V, 1 PH, 3 W, TOTAL SPACES 20		MAIN BKR A.I.C. 10,000		BRANCH CKT. A.I.C. 10,000					
NO.	LOAD	BREAKER AMP/POLES	CIRCUIT WIRE COND.	LOAD KVA	REMARKS				
1	CONTROL PWR	20 1	12 1/2"	1					
3	BATT. CHARGER	20 1	12 1/2"	1					
5	EF1-EF2	20 1	12 1/2"	.7					
7	EF3-EF4	20 1	12 1/2"	.9					
9	FUEL TRF. PMP.	20 1	12 1/2"	.5					
11	UH-1	30 2	10 1/2"	2.5					
13	"			2.5					
15	GEN. HEATERS	20 2	12 1/2"	.8					
17	"			.8					
19	SPACE								
2	LTG. GEN. RM	20 1	12 1/2"	.6					
4	LTG. REG. RM	20 1	12 1/2"	.9					
6	REC. CNTR. RM	20 1	12 1/2"	1.3					
8	REC. GEN. RM	20 1	12 1/2"	1.3					
10	PILOT REL. CAB.	20 1	12 1/2"	.5					
12	SPACE								
14	SPACE								
16	SPACE								
18	UH-2	20 2	12 1/2"	1.5					
20	"			1.5					
CONNECTED LOAD, KVA:		A 9.4		B 8.9					
DEMAND, KVA:		A		B					

SCHEDULE - PANELBOARD H TYPE FLUSH <input type="checkbox"/> SURFACE <input checked="" type="checkbox"/>									
225 AMP, 480, 277 V, 3 PH, 4 W, TOTAL SPACES 20		MAIN BKR A.I.C. MLO		BRANCH CKT. A.I.C. 10,000					
NO.	LOAD	BREAKER AMP/POLES	CIRCUIT WIRE COND.	LOAD KVA	REMARKS				
1	REG #1	100 2	#3 1"	8					
3	"			8					
5	REG #2	100 2		8					
7	"			7					
9	REG #3	100 2		7					
11	"			7					
13	SPACE								
15	"								
17	"								
19	"								
2	TRANSFORMER	40 2		2.5	SEQUENCE FL				
4	"			2.5					
6	TRANSFORMER	40 2		5	VAULT POWER				
8	"								
10	SPACE								
12	"								
14	"								
16	"								
18	"								
20	"								
CONNECTED LOAD, KVA:		A 23.5		B 17.5		C 20			
DEMAND, KVA:		A		B		C			



FOR OFFICIAL USE ONLY		RECORD DRAWING DATE 2/28/89	
ENGINEERING TECHNOLOGY CHARLESTON, SC		NAVAL FACILITIES ENGINEERING COMMAND SOUTHERN DIVISION CHARLESTON, SC	
DESIGN: OULTS	DR: BROOKS	CHK: GRESHAM	MARINE CORPS AIR STATION BEAUFORT, SC
SUPV: ELG	CH ENGR: RDO		
APPROVED: <i>[Signature]</i> DATE: 8/10/86		APPROACH LIGHTING - R/W 4 LIGHTING VAULT-SECTION AND DETAILS	
OFFICER IN CHARGE	DATE: 1/1/87	SIZE: F	CODE IDENT NO: 80091
CONSTR CONTR NO: N62467-85-C-0136		SHEET 12 OF 30	

REVISIONS				
LET	DESCRIPTION	PREP'D BY	DATE	APPROVED
	AS-BUILT DRWG. NO. CORRECTIONS	LCD	28 Feb 89	<i>[Signature]</i>



LEGEND THIS SHEET:

- CONTROL WIRING
- POWER FOR CONTROL CIRCUITS
- 480V UNLESS OTHERWISE INDICATED

NOTES:

- SEE WIRING DIAGRAMS FOR EXACT ROUTING, NUMBER AND SIZE OF WIRES.

POWER & CONTROL LOGIC DIAGRAM

SCHEMATIC ONLY

FOR OFFICIAL USE ONLY		RECORD DRAWING DATE 2/28/89	
PW 6978			
ENGINEERING TECHNOLOGY CHARLESTON, SC		DEPARTMENT OF THE NAVY NAVAL FACILITIES ENGINEERING COMMAND SOUTHERN DIVISION CHARLESTON, S.C.	
DESIGN: OULTS, BROOKS, GRESHAM CHECKED: ELG, RDO DATE: 9/19/86 BY: [Signature] FOR: [Signature]		MARINE CORPS AIR STATION BEAUFORT, SC	
APPROVED: [Signature] DATE: 1/7/87		POWER & CONTROL LOGIC DIAGRAM	
OFFICE IN CHARGE: [Signature] DATE: 1/7/87		5159080	
SCALE: AS SHOWN		SHEET 20 OF 30	