



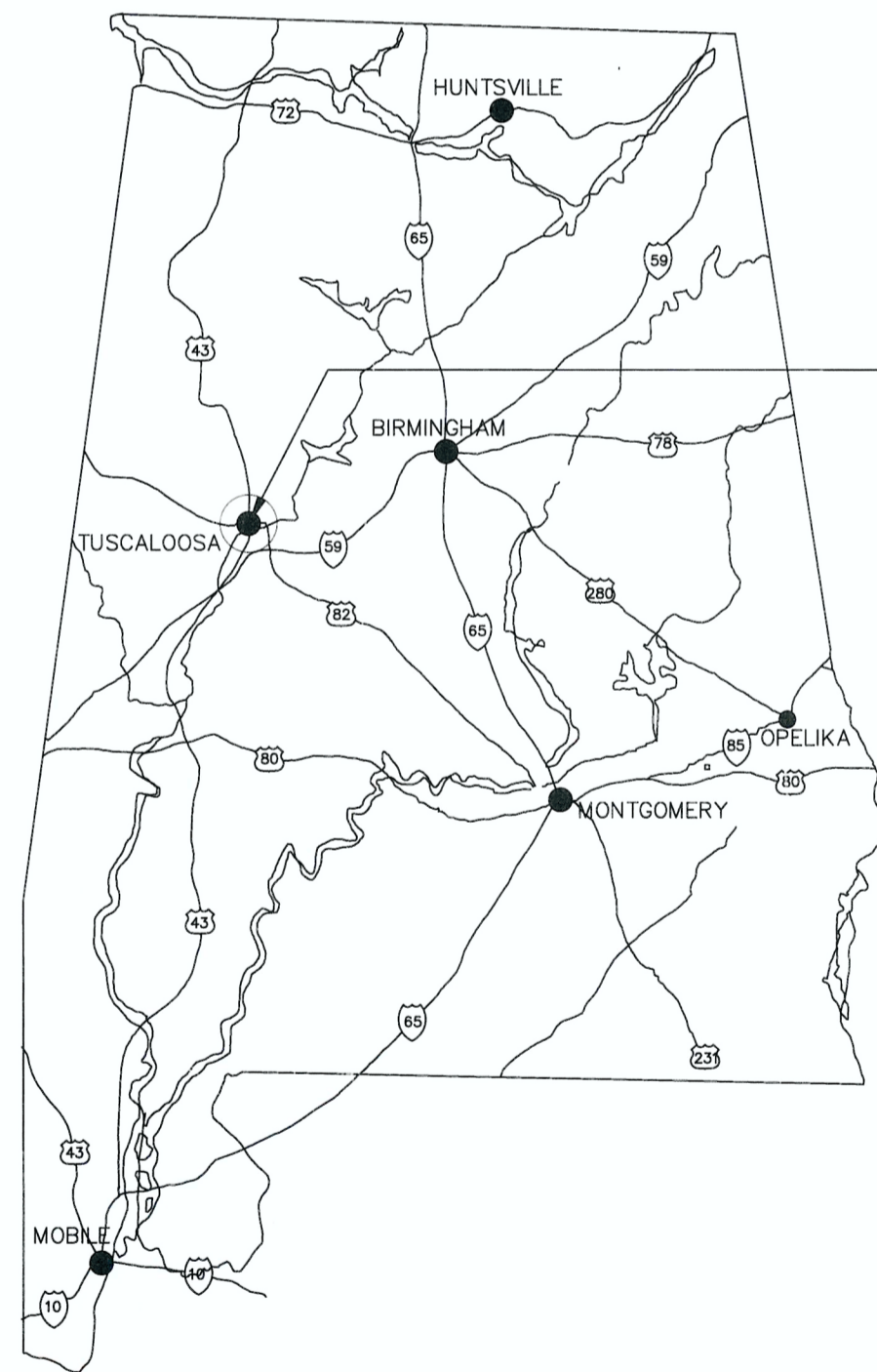
# VA

# U.S. Department of Veterans Affairs

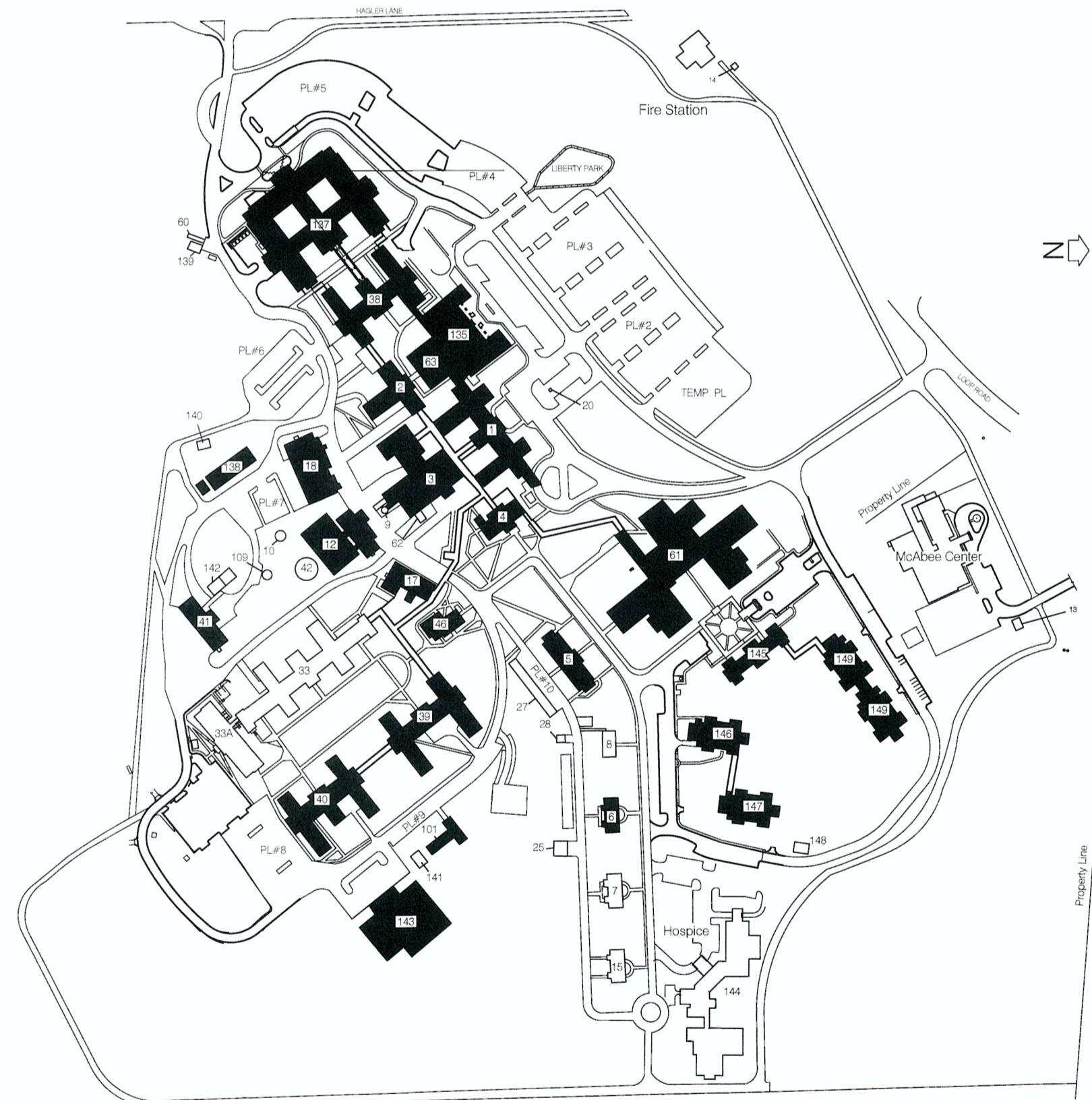
## TUSCALOOSA VA MEDICAL CENTER TUSCALOOSA, AL 35404

### TELECOMMUNICATION GENERAL DEMOLITION

### PROJECT # 679-20-104 EHRM INFRASTRUCTURE UPGRADES



VICINITY MAP  
NTS



CAMPUS MAP  
NTS

#### REVIEWER'S SIGNATURES

	7/23/24
MEDICAL CENTER DIRECTOR	DATE
HENRY HUDSON	Digitally signed by HENRY HUDSON Date: 2024.07.19 13:27:09 -05'00'
SAFETY MANAGER	DATE
JAMES HARDEMON	Digitally signed by JAMES HARDEMON Date: 2024.07.17 07:42:38 -05'00'
INFECTION CONTROL	DATE
GERALD BALLMAN	Digitally signed by GERALD BALLMAN Date: 2024.07.17 16:59:08 -05'00'
ENERGY ENGINEER	DATE

**CONSULTANT**

WileyWilson  
127 Nationwide Drive  
Lynchburg, VA 24502  
Phone: 434.947.1901  
www.wileywilson.com


SPECIALIZED ENGINEERING SOLUTIONS  
1300 Baxter Street, Suite 355  
Charlotte, NC 28204

BRITT, PETERS & ASSOCIATES  
1415 West Morehead Street  
Suite 400  
Charlotte, NC 28217  
(704) 532-0888  
www.britt-peters.com

**ARCHITECT/ENGINEER OF RECORD**

Atriax, pllc  
703 Main Avenue SW  
PO Box 1629, Hickory, NC 28603  
Phone: 828.315.9962  
Fax: 828.315.9964  
www.atriaxgroup.com

NC Engineering License No.: P-0214  
NC Architectural License No.: 51254



Office of Construction and Facilities Management  
VA U.S. Department of Veterans Affairs

Drawing Title  
**COVER SHEET**

Approved: Chief Engineer

Phase  
**100% CONSTRUCTION DOCUMENTS**

Project Title  
**EHRM INFRASTRUCTURE UPGRADES**

Location  
TUSCALOOSA VAMC, TUSCALOOSA, AL

Issue Date  
03/08/2024

Checked  
TG

Drawn  
MM/TR

Project Number  
**679-20-104**

Building Number

Drawing Number  
**G1001**



B:\42009\12.30.09 PM  
8/14/2009 12:30:09 PM  
F


# INDEX OF DRAWINGS

DWG.#	DRAWING TITLE	DWG.#	DRAWING TITLE	DWG.#	DRAWING TITLE	DWG.#	DRAWING TITLE
<u>GENERAL</u>		<u>TELECOMMUNICATIONS CONT'D</u>					
G1001	COVER SHEET	TD137.3	BUILDING 137 - LEVEL 03 DEMO - TELECOM				
G1002	SHEET INDEX	TD137.3A	BUILDING 137 - LEVEL 03 DEMO - AREA A - TELECOM				
		TD137.3B	BUILDING 137 - LEVEL 03 DEMO - AREA B - TELECOM				
		TD137.3C	BUILDING 137 - LEVEL 03 DEMO - AREA C - TELECOM				
		TD137.3D	BUILDING 137 - LEVEL 03 DEMO - AREA D - TELECOM				
TG001	LEGEND ABBREVIATION AND GENERAL NOTES	TD137.4	BUILDING 137 - LEVEL 04 DEMO - TELECOM				
TG002	SITE PLAN - TELECOM	TD137.4A	BUILDING 137 - LEVEL 04 DEMO - AREA A - TELECOM				
TG003	SITE OSP CONNECTIVITY DIAGRAM	TD137.4B	BUILDING 137 - LEVEL 04 DEMO - AREA B - TELECOM				
TG004	SITE PLAN - TELECOM DUCT BANK	TD137.4C	BUILDING 137 - LEVEL 04 DEMO - AREA C - TELECOM				
TG004.A	PART SITE PLAN A - TELECOM	TD137.4D	BUILDING 137 - LEVEL 04 DEMO - AREA D - TELECOM				
TG004.B	PART SITE PLAN B - TELECOM	TD138.0	BUILDING 138 - GROUND LEVEL DEMO - TELECOM				
TG004.C	PART SITE PLAN C - TELECOM	TD143.1	BUILDING 143 - LEVEL 01 DEMO - TELECOM				
TG004.D	PART SITE PLAN D - TELECOM	TD145.B	BUILDING 145 - BASEMENT LEVEL DEMO - TELECOM				
TG004.E	PART SITE PLAN E - TELECOM	TD145.1	BUILDING 145 - LEVEL 01 DEMO - TELECOM				
TG004.F	PART SITE PLAN F - TELECOM	TD146.1	BUILDING 146 - LEVEL 01 DEMO - TELECOM				
TG500	DETAILS	TD146.A	BUILDING 146 - ATTIC LEVEL DEMO - TELECOM				
TG501	DETAILS	TD147.1	BUILDING 147 - LEVEL 01 DEMO - TELECOM				
TG502	DETAILS	TD147.A	BUILDING 147 - ATTIC LEVEL DEMO - TELECOM				
TG503	DETAILS	TD149.1	BUILDING 149 - LEVEL 01 DEMO - TELECOM				
TG504	DETAILS	TD149.1A	BUILDING 149 - LEVEL 01 DEMO - TELECOM - AREA A				
TD001.0	BUILDING 001 - GROUND LEVEL DEMO - TELECOM	TD149.1B	BUILDING 149 - LEVEL 01 DEMO - TELECOM - AREA B				
TD001.1	BUILDING 001 - LEVEL 01 DEMO - TELECOM	TD149.A	BUILDING 149 - ATTIC LEVEL DEMO - TELECOM				
TD001.2	BUILDING 001 - LEVEL 02 DEMO - TELECOM	TD149.AA	BUILDING 149 - ATTIC LEVEL DEMO - TELECOM - AREA A				
TD001.3	BUILDING 001 - LEVEL 03 DEMO - TELECOM	TD149.AB	BUILDING 149 - ATTIC LEVEL DEMO - TELECOM - AREA B				
TD001.4	BUILDING 001 - LEVEL 04 DEMO - TELECOM						
TD002.0	BUILDING 002 - GROUND LEVEL DEMO - TELECOM						
TD002.1	BUILDING 002 - LEVEL 01 DEMO - TELECOM						
TD002.2	BUILDING 002 - LEVEL 02 DEMO - TELECOM						
TD003.0	BUILDING 003 - GROUND LEVEL DEMO - TELECOM						
TD003.1	BUILDING 003 - LEVEL 01 DEMO - TELECOM						
TD003.2	BUILDING 003 - LEVEL 02 DEMO - TELECOM						
TD004.0	BUILDING 004 - GROUND LEVEL DEMO - TELECOM						
TD004.1	BUILDING 004 - LEVEL 01 DEMO - TELECOM						
TD005.B	BUILDING 005 - BASEMENT LEVEL DEMO - TELECOM						
TD005.1	BUILDING 005 - LEVEL 01 DEMO - TELECOM						
TD005.2	BUILDING 005 - LEVEL 02 DEMO - TELECOM						
TD006.1	BUILDING 006 - LEVEL 01 DEMO - TELECOM						
TD006.2	BUILDING 006 - LEVEL 02 DEMO - TELECOM						
TD012.B	BUILDING 012 - BASEMENT LEVEL DEMO - TELECOM						
TD017.0	BUILDING 017 - GROUND LEVEL DEMO - TELECOM						
TD018.B	BUILDING 018 - BASEMENT LEVEL DEMO - TELECOM						
TD018.1	BUILDING 018 - LEVEL 01 DEMO - TELECOM						
TD038.0	BUILDING 038 - GROUND LEVEL DEMO - TELECOM						
TD038.1	BUILDING 038 - LEVEL 01 DEMO - TELECOM						
TD038.2	BUILDING 038 - LEVEL 02 DEMO - TELECOM						
TD039.0	BUILDING 039 - GROUND LEVEL DEMO - TELECOM						
TD039.1	BUILDING 039 - LEVEL 01 DEMO - TELECOM						
TD039.2	BUILDING 039 - LEVEL 02 DEMO - TELECOM						
TD040.B	BUILDING 040 - BASEMENT LEVEL DEMO - TELECOM						
TD040.1	BUILDING 040 - LEVEL 01 DEMO - TELECOM						
TD040.2	BUILDING 040 - LEVEL 02 DEMO - TELECOM						
TD041.0	BUILDING 041 - GROUND LEVEL DEMO - TELECOM						
TD041.1	BUILDING 041 - LEVEL 01 DEMO - TELECOM						
TD046.0	BUILDING 046 - GROUND LEVEL DEMO - TELECOM						
TD061.1	BUILDING 061 - LEVEL 01 DEMO - TELECOM						
TD061.1A	BUILDING 061 - LEVEL 01 DEMO - AREA A - TELECOM						
TD061.1B	BUILDING 061 - LEVEL 01 DEMO - AREA B - TELECOM						
TD061.1C	BUILDING 061 - LEVEL 01 DEMO - AREA C - TELECOM						
TD063.0	BUILDING 063 - GROUND LEVEL DEMO - TELECOM						
TD063.1	BUILDING 063 - LEVEL 01 DEMO - TELECOM						
TD135.B	BUILDING 135 - BASEMENT LEVEL DEMO - TELECOM						
TD135.0	BUILDING 135 - GROUND LEVEL DEMO - TELECOM						
TD135.1	BUILDING 135 - LEVEL 01 DEMO - TELECOM						
TD137.1	BUILDING 137 - LEVEL 01 DEMO - TELECOM						
TD137.1A	BUILDING 137 - LEVEL 01 DEMO - AREA A - TELECOM						
TD137.1B	BUILDING 137 - LEVEL 01 DEMO - AREA B - TELECOM						
TD137.1C	BUILDING 137 - LEVEL 01 DEMO - AREA C - TELECOM						
TD137.1D	BUILDING 137 - LEVEL 01 DEMO - AREA D - TELECOM						
TD137.2	BUILDING 137 - LEVEL 02 DEMO - TELECOM						
TD137.2A	BUILDING 137 - LEVEL 02 DEMO - AREA A - TELECOM						
TD137.2B	BUILDING 137 - LEVEL 02 DEMO - AREA B - TELECOM						
TD137.2C	BUILDING 137 - LEVEL 02 DEMO - AREA C - TELECOM						
TD137.2D	BUILDING 137 - LEVEL 02 DEMO - AREA D - TELECOM						

Revisions:	Date:

 WileyWilson 127 Nationwide Drive Lynchburg, VA 24502 Phone: 434.947.1901 www.wileywilson.com	 SPECIALIZED ENGINEERING SOLUTIONS 1300 Baxter Street, Suite 355 Charlotte, NC 28204	 BRITT, PETERS & ASSOCIATES CONSULTING ENGINEERS 1435 West Morehead Street Suite 148 Charlotte, NC 28217 (704) 525-0469 www.brittpeters.com
---	--	--

<p><b>ARCHITECT/ENGINEER OF RECORD</b></p>  Atriax, pllc 703 Main Avenue SW PO Box 1629, Hickory, NC 28603 Phone: 828.315.9962 Fax: 828.315.9964 www.atriaxgroup.com NC Engineering License No.: P-0214 NC Architectural License No.: 51254	<p>STAMP</p> 
--	--

<p><b>Office of Construction and Facilities Management</b></p> 
--

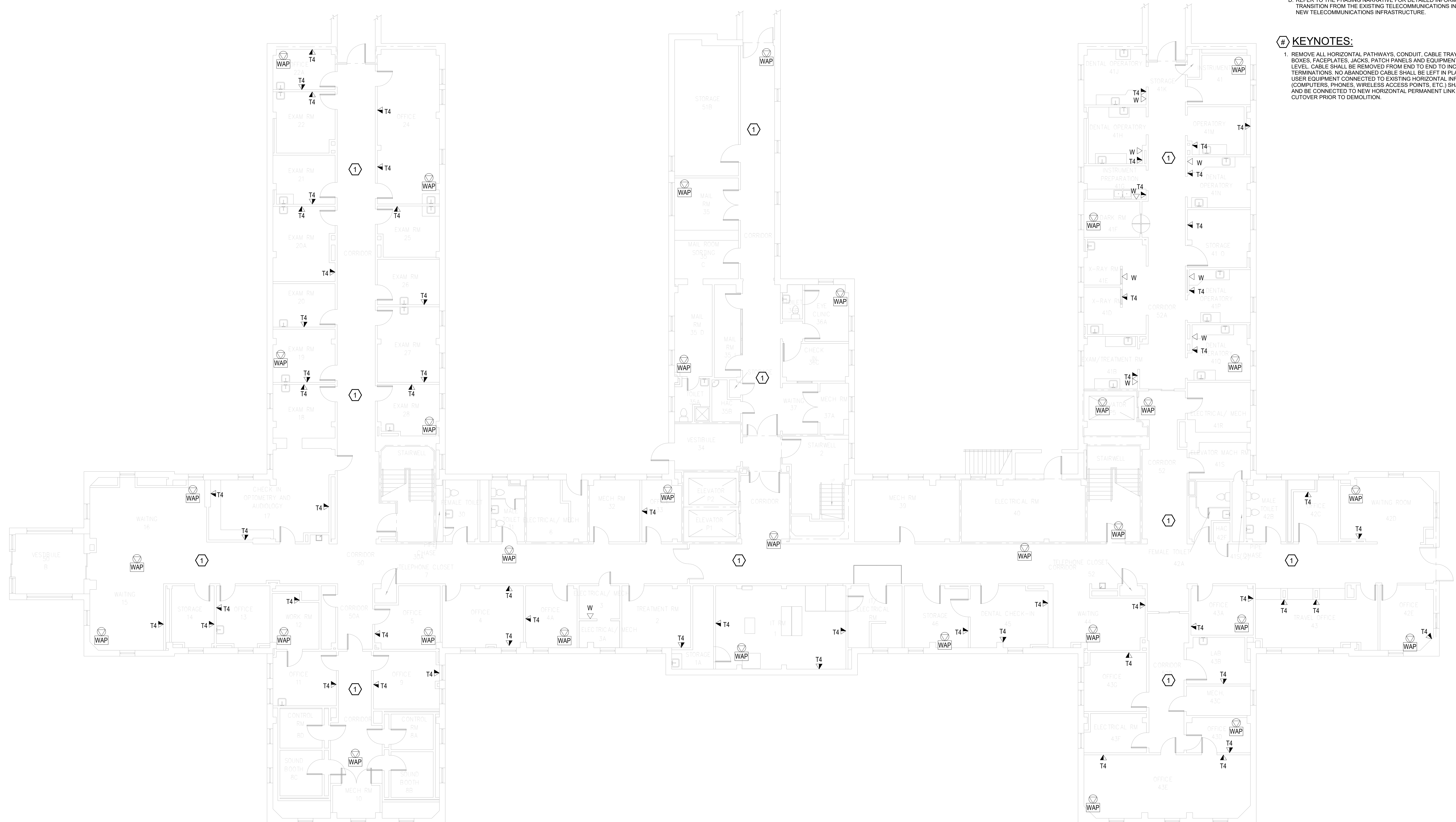
Drawing Title <b>INDEX OF DRAWINGS TELECOMMUNICATIONS</b>
Phase <b>100% CONSTRUCTION DOCUMENTS</b>
Project Title <b>EHRM INFRASTRUCTURE UPGRADES</b>
Project Number <b>679-20-104</b>
Building Number
Location <b>TUSCALOOSA VAMC, TUSCALOOSA, AL.</b>
Issue Date <b>03/08/2024</b>
Checked <b>TG</b>
Drawn <b>MM/TR</b>
Approved: Chief Engineer
Drawing Number <b>G1002</b>

GENERAL NOTES:

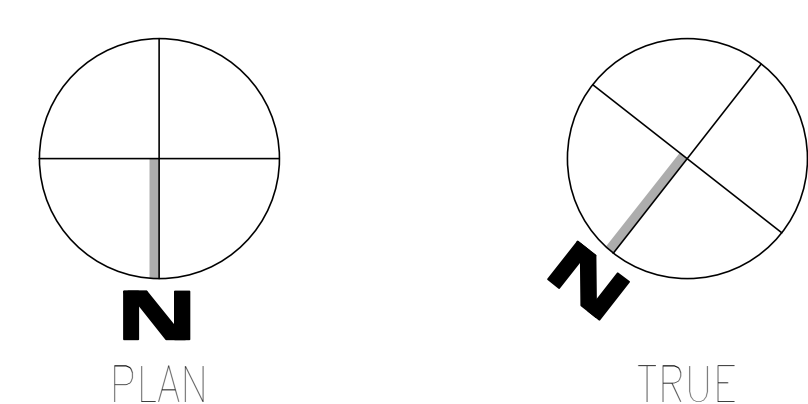
- A. SEE SHEET TG001 FOR SYMBOLS LEGEND AND ADDITIONAL PROJECT NOTES.
- B. SEE SHEET TG003 & TN600 SERIES DRAWINGS FOR BACKBONE CABLING REQUIREMENTS TO EACH BUILDING.
- C. ALL EXISTING TELECOMMUNICATIONS INFRASTRUCTURE SHALL BE PROTECTED IN PLACE AND REMAIN ONLINE UNTIL THE NEW TELECOMMUNICATIONS INFRASTRUCTURE HAS BEEN INSTALLED, TESTED, AND CERTIFIED.
- D. REFER TO THE PHASING NARRATIVE FOR DETAILED INFORMATION CONCERNING THE TRANSITION FROM THE EXISTING TELECOMMUNICATIONS INFRASTRUCTURE TO THE NEW TELECOMMUNICATIONS INFRASTRUCTURE.

KEYNOTES:

- 1. REMOVE ALL HORIZONTAL PATHWAYS, CONDUIT, CABLE TRAY, CABLING, OUTLET BOXES, FACEPLATES, JACKS, PATCH PANELS AND EQUIPMENT THROUGHOUT THIS LEVEL. CABLE SHALL BE REMOVED FROM END TO END TO INCLUDE ALL TERMINATIONS. NO ABANDONED CABLE SHALL BE LEFT IN PLACE. ALL EXISTING END USER EQUIPMENT CONNECTED TO EXISTING HORIZONTAL INFRASTRUCTURE (COMPUTERS, PHONES, WIRELESS ACCESS POINTS, ETC.) SHALL REMAIN IN PLACE AND BE CONNECTED TO NEW HORIZONTAL PERMANENT LINK AT THE TIME OF CUTOVER PRIOR TO DEMOLITION.



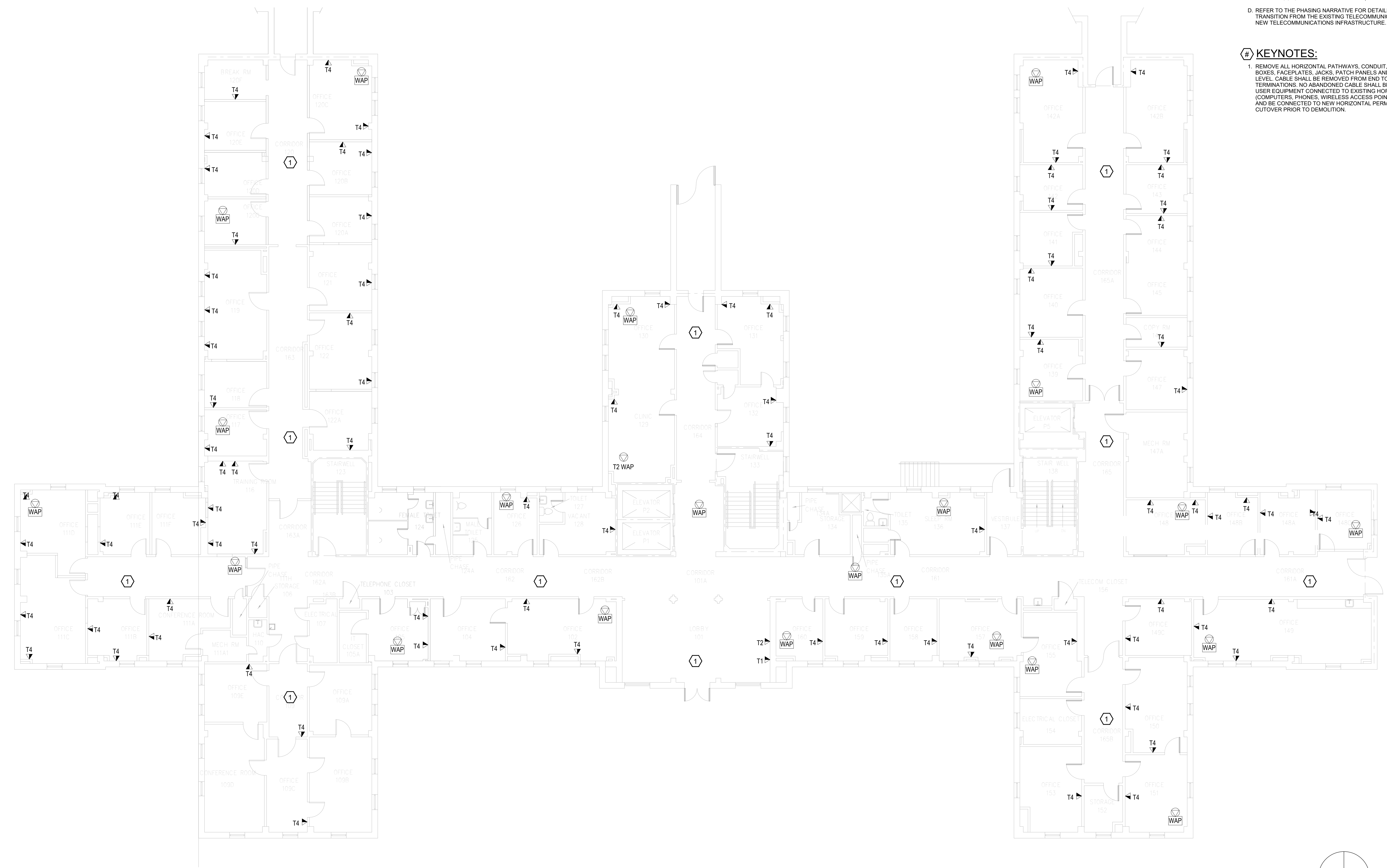
**F1** OVERALL DEMOLITION PLAN - GROUND LEVEL - TELECOM  
SCALE: 1/8" = 1'-0"



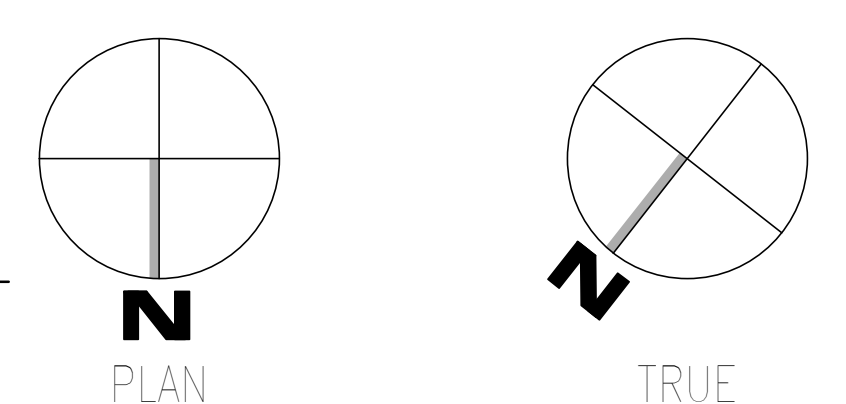
Revisions:	Date:	<b>CONSULTANT</b> WileyWilson 127 Nationwide Drive Lynchburg, VA 24502 Phone: 434.947.1901 www.wileywilson.com	<b>SPECIALIZED ENGINEERING SOLUTIONS</b> Specialized Engineering Solutions 1300 Baxter Street, Suite 355 Charlotte, NC 28204	<b>ARCHITECT/ENGINEER OF RECORD</b> <b>STAMP</b> <b>Atriax</b> GROUP www.atriaxgroup.com Atriax, pllc 703 Main Avenue SW PO Box 1629, Hickory, NC 28603 Phone: 828.315.9962 Fax: 828.315.9964 NC Engineering License No.: P-0214 NC Architectural License No.: 51254	<b>Bicsi</b> REGISTERED COMMUNICATIONS DISTRIBUTION DESIGNER BICSI 107 # 219954 Expires 03/31/25 RCDD 03/08/24	<b>Office of Construction and Facilities Management</b> U.S. Department of Veterans Affairs	Drawing Title <b>BUILDING 001 - GROUND LEVEL DEMO - TELECOM</b>	Phase <b>100% CONSTRUCTION DOCUMENTS</b>	Project Title <b>EHRM INFRASTRUCTURE UPGRADES</b>	Project Number <b>679-20-104</b>
							Approved: Chief Engineer	<b>FULLY SPRINKLERED</b>	Location <b>TUSCALOOSA VAMC, TUSCALOOSA, AL.</b>	Building Number <b>001</b>
							Issue Date <b>03/08/2024</b>	Checked <b>JMM</b>	Drawn <b>JEH</b>	

- GENERAL NOTES:**
- A. SEE SHEET TG001 FOR SYMBOLS LEGEND AND ADDITIONAL PROJECT NOTES.
  - B. SEE SHEET TG003 & TN000 SERIES DRAWINGS FOR BACKBONE CABLING REQUIREMENTS TO EACH BUILDING.
  - C. ALL EXISTING TELECOMMUNICATIONS INFRASTRUCTURE SHALL BE PROTECTED IN PLACE AND REMAIN ONLINE UNTIL THE NEW TELECOMMUNICATIONS INFRASTRUCTURE HAS BEEN INSTALLED, TESTED, AND CERTIFIED.
  - D. REFER TO THE PHASING NARRATIVE FOR DETAILED INFORMATION CONCERNING THE TRANSITION FROM THE EXISTING TELECOMMUNICATIONS INFRASTRUCTURE TO THE NEW TELECOMMUNICATIONS INFRASTRUCTURE.

- KEYNOTES:**
- 1. REMOVE ALL HORIZONTAL PATHWAYS, CONDUIT, CABLE TRAY, CABLING, OUTLET BOXES, FACEPLATES, JACKS, PATCH PANELS AND EQUIPMENT THROUGHOUT THIS LEVEL. CABLE SHALL BE REMOVED FROM END TO END TO INCLUDE ALL TERMINATIONS. NO ABANDONED CABLE SHALL BE LEFT IN PLACE. ALL EXISTING END USER EQUIPMENT CONNECTED TO EXISTING HORIZONTAL INFRASTRUCTURE (COMPUTERS, PHONES, WIRELESS ACCESS POINTS, ETC.) SHALL REMAIN IN PLACE AND BE CONNECTED TO NEW HORIZONTAL PERMANENT LINK AT THE TIME OF CUTOVER PRIOR TO DEMOLITION.



**F1** OVERALL DEMOLITION PLAN - LEVEL 01 - TELECOM  
SCALE: 1/8" = 1'-0"




Revisions:	<b>CONSULTANT</b> WileyWilson 127 Nationwide Drive Lynchburg, VA 24502 Phone: 434.947.1901 www.wileywilson.com		<b>ARCHITECT/ENGINEER OF RECORD</b> Atriax, plc 703 Main Avenue SW PO Box 1629, Hickory, NC 28603 Phone: 828.315.9962 Fax: 828.315.9964 www.atriaxgroup.com NC Engineering License No.: P-0214 NC Architectural License No.: 51254		<b>STAMP</b> Bicsi REGISTERED COMMUNICATIONS DISTRIBUTION DESIGNER BICSI 107 # 239954 Expires 03/31/25 RCDD 03/08/24	<b>Office of Construction and Facilities Management</b> VA U.S. Department of Veterans Affairs	Drawing Title <b>BUILDING 001 - LEVEL 01 DEMO - TELECOM</b>	Phase <b>100% CONSTRUCTION DOCUMENTS</b>	Project Title <b>EHRM INFRASTRUCTURE UPGRADES</b>	Project Number <b>679-20-104</b>
	Date:			Approved: Chief Engineer			<b>FULLY SPRINKLERED</b>	Location <b>TUSCALOOSA VAMC, TUSCALOOSA, AL.</b>	Issue Date <b>03/08/2024</b>	Checked <b>JMM</b>

**GENERAL NOTES:**

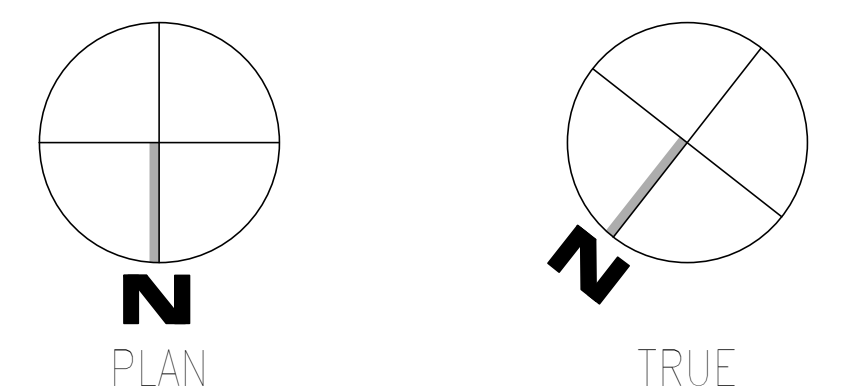
- A. SEE SHEET TG001 FOR SYMBOLS LEGEND AND ADDITIONAL PROJECT NOTES.
- B. SEE SHEET TG003 & TN600 SERIES DRAWINGS FOR BACKBONE CABLING REQUIREMENTS TO EACH BUILDING.
- C. ALL EXISTING TELECOMMUNICATIONS INFRASTRUCTURE SHALL BE PROTECTED IN PLACE AND REMAIN ONLINE UNTIL THE NEW TELECOMMUNICATIONS INFRASTRUCTURE HAS BEEN INSTALLED, TESTED, AND CERTIFIED.
- D. REFER TO THE PHASING NARRATIVE FOR DETAILED INFORMATION CONCERNING THE TRANSITION FROM THE EXISTING TELECOMMUNICATIONS INFRASTRUCTURE TO THE NEW TELECOMMUNICATIONS INFRASTRUCTURE.

**# KEYNOTES:**

- 1. REMOVE ALL HORIZONTAL PATHWAYS, CONDUIT, CABLE TRAY, CABLING, OUTLET BOXES, FACEPLATES, JACKS, PATCH PANELS AND EQUIPMENT THROUGHOUT THIS LEVEL. CABLE SHALL BE REMOVED FROM END TO END TO INCLUDE ALL TERMINATIONS. NO ABANDONED CABLE SHALL BE LEFT IN PLACE. ALL EXISTING END USER EQUIPMENT CONNECTED TO EXISTING HORIZONTAL INFRASTRUCTURE (COMPUTERS, PHONES, WIRELESS ACCESS POINTS, ETC.) SHALL REMAIN IN PLACE AND BE CONNECTED TO NEW HORIZONTAL PERMANENT LINK AT THE TIME OF CUTOVER PRIOR TO DEMOLITION.



**F1** OVERALL DEMOLITION PLAN - LEVEL 02 - TELECOM  
SCALE: 1/8" = 1'-0"




Revisions:	<b>CONSULTANT</b> WileyWilson 127 Nationwide Drive Lynchburg, VA 24502 Phone: 434.947.1901 www.wileywilson.com		<b>ARCHITECT/ENGINEER OF RECORD</b> Atriax www.atriaxgroup.com Atriax, pllc 703 Main Avenue SW PO Box 1629, Hickory, NC 28603 Phone: 828.315.9962 Fax: 828.315.9964 NC Engineering License No.: P-0214 NC Architectural License No.: 51254		<b>Office of Construction and Facilities Management</b> VA U.S. Department of Veterans Affairs		<b>Drawing Title</b> BUILDING 001 - LEVEL 02 DEMO - TELECOM Approved: Chief Engineer		<b>Phase</b> 100% CONSTRUCTION DOCUMENTS FULLY SPRINKLERED		<b>Project Title</b> EHRM INFRASTRUCTURE UPGRADES Location TUSCALOOSA VAMC, TUSCALOOSA, AL. Issue Date 03/08/2024		<b>Project Number</b> 679-20-104 Building Number 001 Drawing Number TD001.2	
	Date:	Specialized Engineering Solutions 1300 Baxter Street, Suite 355 Charlotte, NC 28204		Bicsi REGISTERED COMMUNICATIONS DISTRIBUTION DESIGNER BICSI ID # 219554 E-Verify # 25-25 RCDD 03/08/24		Checked JMM		Drawn JEH		Checked JMM		Drawn JEH		

**GENERAL NOTES:**

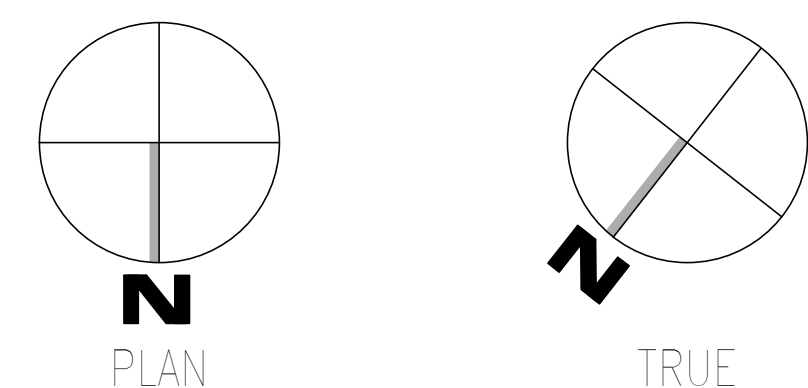
- A. SEE SHEET TG001 FOR SYMBOLS LEGEND AND ADDITIONAL PROJECT NOTES.
- B. SEE SHEET TG003 & TN600 SERIES DRAWINGS FOR BACKBONE CABLING REQUIREMENTS TO EACH BUILDING.
- C. ALL EXISTING TELECOMMUNICATIONS INFRASTRUCTURE SHALL BE PROTECTED IN PLACE AND REMAIN ONLINE UNTIL THE NEW TELECOMMUNICATIONS INFRASTRUCTURE HAS BEEN INSTALLED, TESTED, AND CERTIFIED.
- D. REFER TO THE PHASING NARRATIVE FOR DETAILED INFORMATION CONCERNING THE TRANSITION FROM THE EXISTING TELECOMMUNICATIONS INFRASTRUCTURE TO THE NEW TELECOMMUNICATIONS INFRASTRUCTURE.

**KEYNOTES:**

- 1. REMOVE ALL HORIZONTAL PATHWAYS, CONDUIT, CABLE TRAY, CABLING, OUTLET BOXES, FACEPLATES, JACKS, PATCH PANELS AND EQUIPMENT THROUGHOUT THIS LEVEL. CABLE SHALL BE REMOVED FROM END TO END TO INCLUDE ALL TERMINATIONS. NO ABANDONED CABLE SHALL BE LEFT IN PLACE. ALL EXISTING END USER EQUIPMENT CONNECTED TO EXISTING HORIZONTAL INFRASTRUCTURE (COMPUTERS, PHONES, WIRELESS ACCESS POINTS, ETC.) SHALL REMAIN IN PLACE AND BE CONNECTED TO NEW HORIZONTAL PERMANENT LINK AT THE TIME OF CUTOVER PRIOR TO DEMOLITION.



**F1** OVERALL DEMOLITION PLAN - LEVEL 03 - TELECOM  
SCALE: 1/8" = 1'-0"



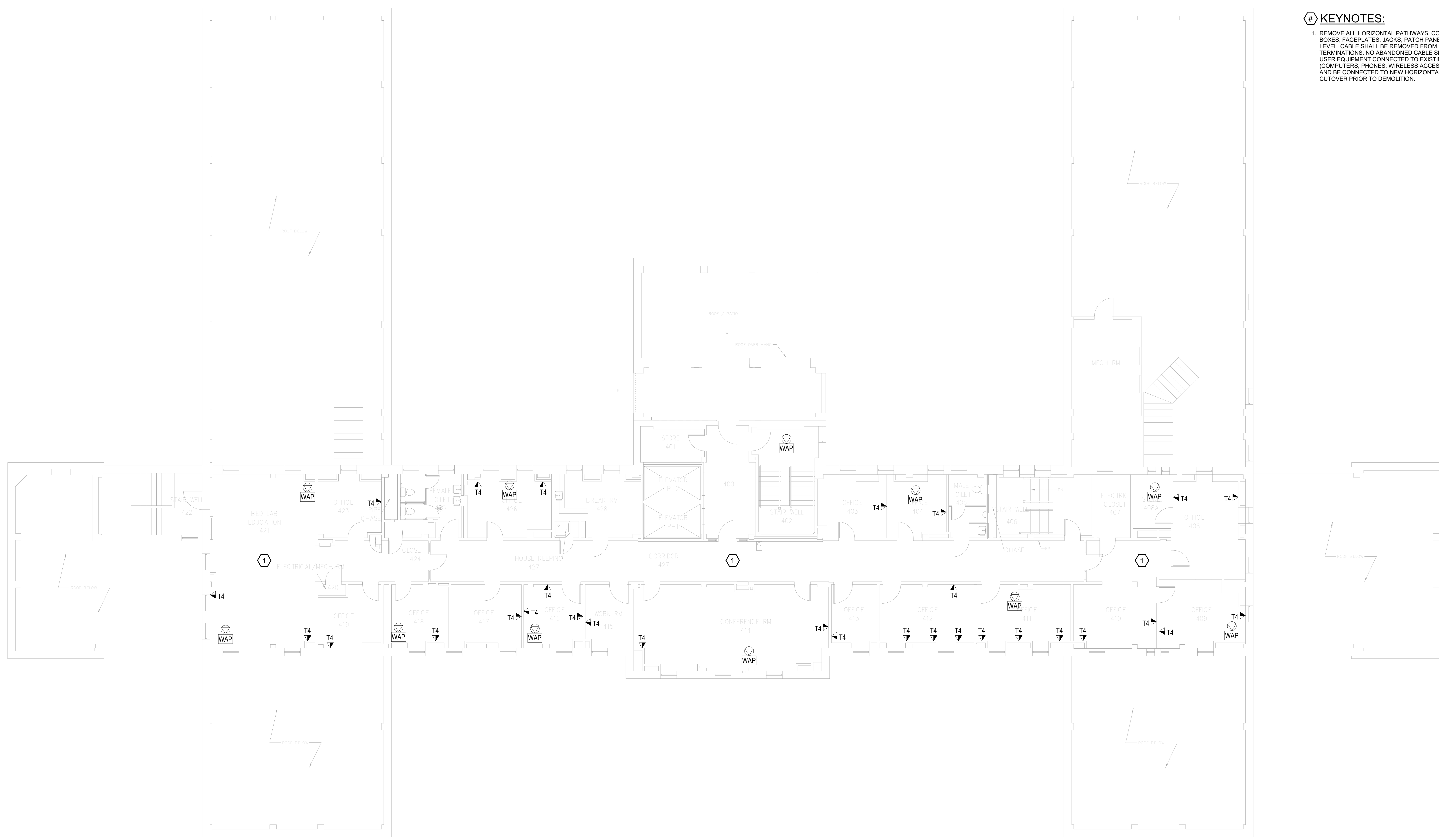
<b>CONSULTANT</b>  WileyWilson 127 Nationwide Drive Lynchburg, VA 24502 Phone: 434.947.1901 www.wileywilson.com		<b>ARCHITECT/ENGINEER OF RECORD</b>  Atriax, pllc 703 Main Avenue SW PO Box 1629, Hickory, NC 28603 Phone: 828.315.9962 Fax: 828.315.9964 www.atriaxgroup.com NC Engineering License No.: P-0214 NC Architectural License No.: 51254		<b>STAMP</b> 	Office of Construction and Facilities Management U.S. Department of Veterans Affairs	Drawing Title <b>BUILDING 001 - LEVEL 03                  DEMO- TELECOM</b> Approved: Chief Engineer	Phase <b>100% CONSTRUCTION                  DOCUMENTS</b>  <b>FULLY SPRINKLERED</b>	Project Title <b>EHRM INFRASTRUCTURE UPGRADES</b> Location <b>TUSCALOOSA VAMC, TUSCALOOSA, AL.</b> Issue Date <b>03/08/2024</b>	Project Number <b>679-20-104</b> Building Number <b>001</b> Drawing Number <b>TD001.3</b>
Revisions:	Date:						Checked <b>JMM</b>	Drawn <b>JEH</b>	

**GENERAL NOTES:**

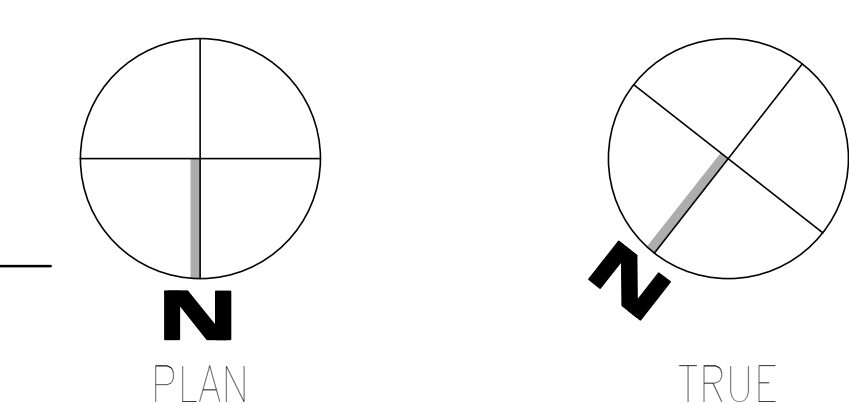
- A. SEE SHEET TG001 FOR SYMBOLS LEGEND AND ADDITIONAL PROJECT NOTES.
- B. SEE SHEET TG003 & TN600 SERIES DRAWINGS FOR BACKBONE CABLING REQUIREMENTS TO EACH BUILDING.
- C. ALL EXISTING TELECOMMUNICATIONS INFRASTRUCTURE SHALL BE PROTECTED IN PLACE AND REMAIN ONLINE UNTIL THE NEW TELECOMMUNICATIONS INFRASTRUCTURE HAS BEEN INSTALLED, TESTED, AND CERTIFIED.
- D. REFER TO THE PHASING NARRATIVE FOR DETAILED INFORMATION CONCERNING THE TRANSITION FROM THE EXISTING TELECOMMUNICATIONS INFRASTRUCTURE TO THE NEW TELECOMMUNICATIONS INFRASTRUCTURE.

**# KEYNOTES:**

- 1. REMOVE ALL HORIZONTAL PATHWAYS, CONDUIT, CABLE TRAY, CABLING, OUTLET BOXES, FACEPLATES, JACKS, PATCH PANELS AND EQUIPMENT THROUGHOUT THIS LEVEL. CABLE SHALL BE REMOVED FROM END TO END TO INCLUDE ALL TERMINATIONS. NO ABANDONED CABLE SHALL BE LEFT IN PLACE. ALL EXISTING END USER EQUIPMENT CONNECTED TO EXISTING HORIZONTAL INFRASTRUCTURE (COMPUTERS, PHONES, WIRELESS ACCESS POINTS, ETC.) SHALL REMAIN IN PLACE AND BE CONNECTED TO NEW HORIZONTAL PERMANENT LINK AT THE TIME OF CUTOVER PRIOR TO DEMOLITION.



**F1** OVERALL DEMOLITION PLAN - LEVEL 04 - TELECOM  
SCALE: 1/8" = 1'-0"



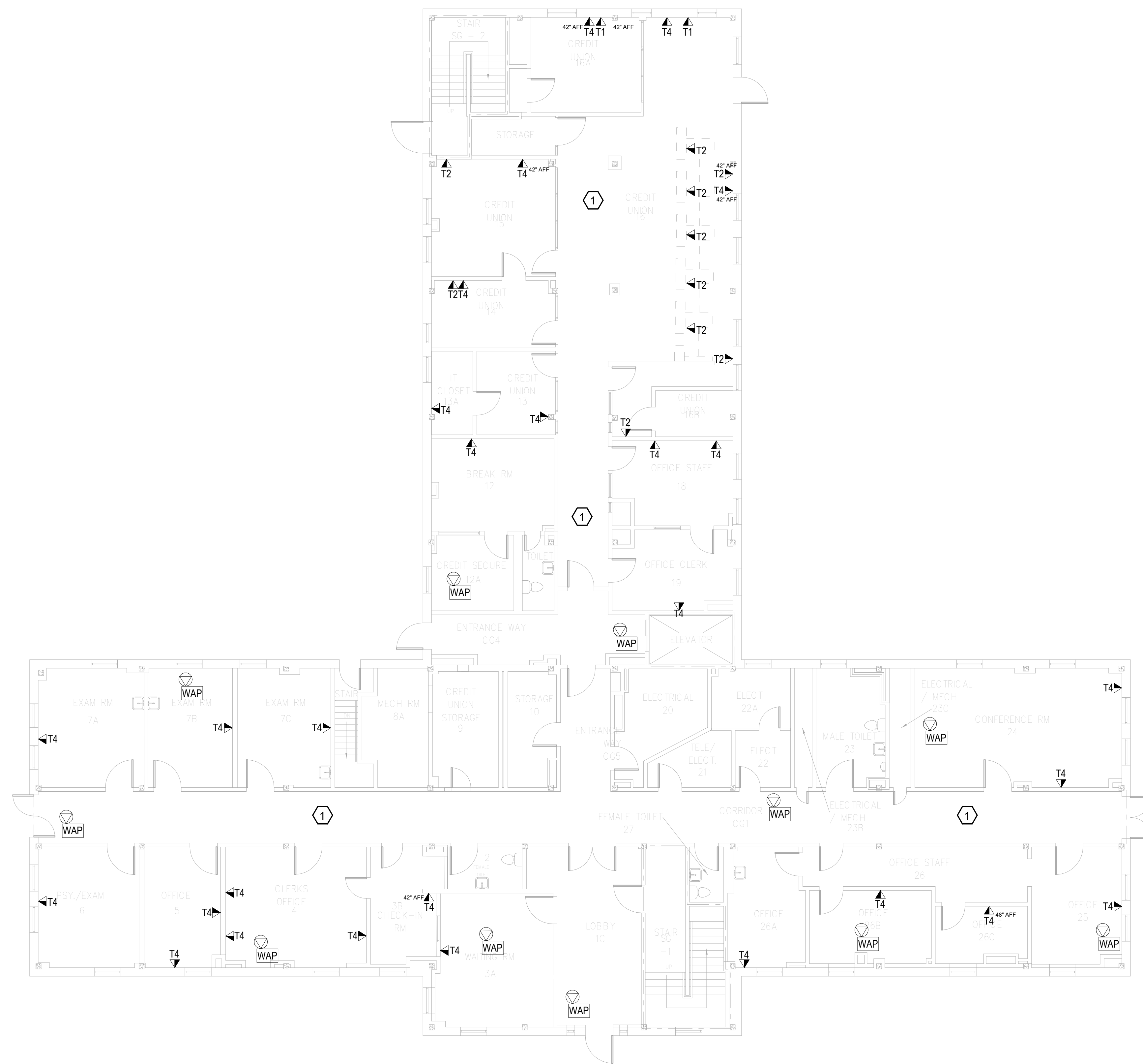
<b>CONSULTANT</b>  WileyWilson 127 Nationwide Drive Lynchburg, VA 24502 Phone: 434.947.1901 www.wileywilson.com		<b>SPECIALIZED ENGINEERING SOLUTIONS</b>  Specialized Engineering Solutions 1300 Baxter Street, Suite 355 Charlotte, NC 28204		<b>ARCHITECT/ENGINEER OF RECORD</b>		<b>STAMP</b>  Bicsi Registered Communications Distributor BRES 107 # 239554 Expires 03/31/25 RCDD 03/08/24		<b>Office of Construction and Facilities Management</b> U.S. Department of Veterans Affairs		Drawing Title <b>BUILDING 001 - LEVEL 04 DEMO - TELECOM</b> Approved: Chief Engineer		Phase <b>100% CONSTRUCTION DOCUMENTS</b> <b>FULLY SPRINKLERED</b>		Project Title <b>EHRM INFRASTRUCTURE UPGRADES</b> Location <b>TUSCALOOSA VAMC, TUSCALOOSA, AL.</b> Issue Date 03/08/2024		Project Number <b>679-20-104</b> Building Number <b>001</b> Drawing Number <b>TD001.4</b>	
---	--	---	--	-------------------------------------	--	---	--	--	--	--	--	---	--	---	--	--	--

**# KEYNOTES:**

1. REMOVE ALL HORIZONTAL PATHWAYS, CONDUIT, CABLE TRAY, CABLING, OUTLET BOXES, FACEPLATES, JACKS, PATCH PANELS AND EQUIPMENT THROUGHOUT THIS LEVEL. CABLE SHALL BE REMOVED FROM END TO END TO INCLUDE ALL TERMINATIONS. NO ABANDONED CABLE SHALL BE LEFT IN PLACE. ALL EXISTING END USER EQUIPMENT CONNECTED TO EXISTING HORIZONTAL INFRASTRUCTURE (COMPUTERS, PHONES, WIRELESS ACCESS POINTS, ETC.) SHALL REMAIN IN PLACE AND BE CONNECTED TO NEW HORIZONTAL PERMANENT LINK AT THE TIME OF CUTOVER PRIOR TO DEMOLITION.

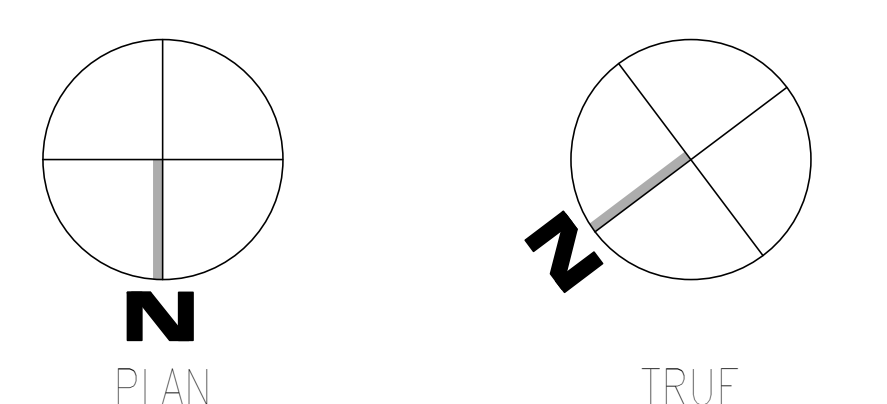
**GENERAL NOTES:**

- A. SEE SHEET TG001 FOR SYMBOLS LEGEND AND ADDITIONAL PROJECT NOTES.
- B. SEE SHEET TG003 & TN600 SERIES DRAWINGS FOR BACKBONE CABLING REQUIREMENTS TO EACH BUILDING.
- C. ALL EXISTING TELECOMMUNICATIONS INFRASTRUCTURE SHALL BE PROTECTED IN PLACE AND REMAIN ONLINE UNTIL THE NEW TELECOMMUNICATIONS INFRASTRUCTURE HAS BEEN INSTALLED, TESTED, AND CERTIFIED.
- D. REFER TO THE PHASING NARRATIVE FOR DETAILED INFORMATION CONCERNING THE TRANSITION FROM THE EXISTING TELECOMMUNICATIONS INFRASTRUCTURE TO THE NEW TELECOMMUNICATIONS INFRASTRUCTURE.



F1

**OVERALL DEMOLITION PLAN - GROUND LEVEL - TELECOM**  
SCALE: 1/8" = 1'-0"



Revisions: _____ Date: _____	<b>CONSULTANT</b> WileyWilson 127 Nationwide Drive Lynchburg, VA 24502 Phone: 434.947.1901 www.wileywilson.com	<b>SPECIALIZED ENGINEERING SOLUTIONS</b> Specialized Engineering Solutions 1300 Baxter Street, Suite 355 Charlotte, NC 28204	<b>ARCHITECT/ENGINEER OF RECORD</b> STAMP <b>Atriax</b> Atriax, pllc 703 Main Avenue SW PO Box 1629, Hickory, NC 28603 Phone: 828.315.9962 Fax: 828.315.9964 www.atriaxgroup.com NC Engineering License No.: P-0214 NC Architectural License No.: 51254	<b>Bicsi</b> REGISTERED COMMUNICATIONS DISTRIBUTION DESIGNER BICSI 107 # 219954 Expires 03/31/25 RCD 03/08/24	<b>Office of Construction and Facilities Management</b> VA U.S. Department of Veterans Affairs	Drawing Title <b>BUILDING 002 - GROUND LEVEL DEMO - TELECOM</b>	Phase <b>100% CONSTRUCTION DOCUMENTS</b>	Project Title <b>EHRM INFRASTRUCTURE UPGRADES</b>	Project Number <b>679-20-104</b>	
						Approved: Chief Engineer	<b>FULLY SPRINKLERED</b>	Location <b>TUSCALOOSA VAMC, TUSCALOOSA, AL.</b>	Building Number <b>002</b>	
							Issue Date <b>03/08/2024</b>	Checked <b>JMM</b>	Drawn <b>JEH</b>	Drawing Number <b>TD002.0</b>



1 2 3 4 5 6 7 8 9 10

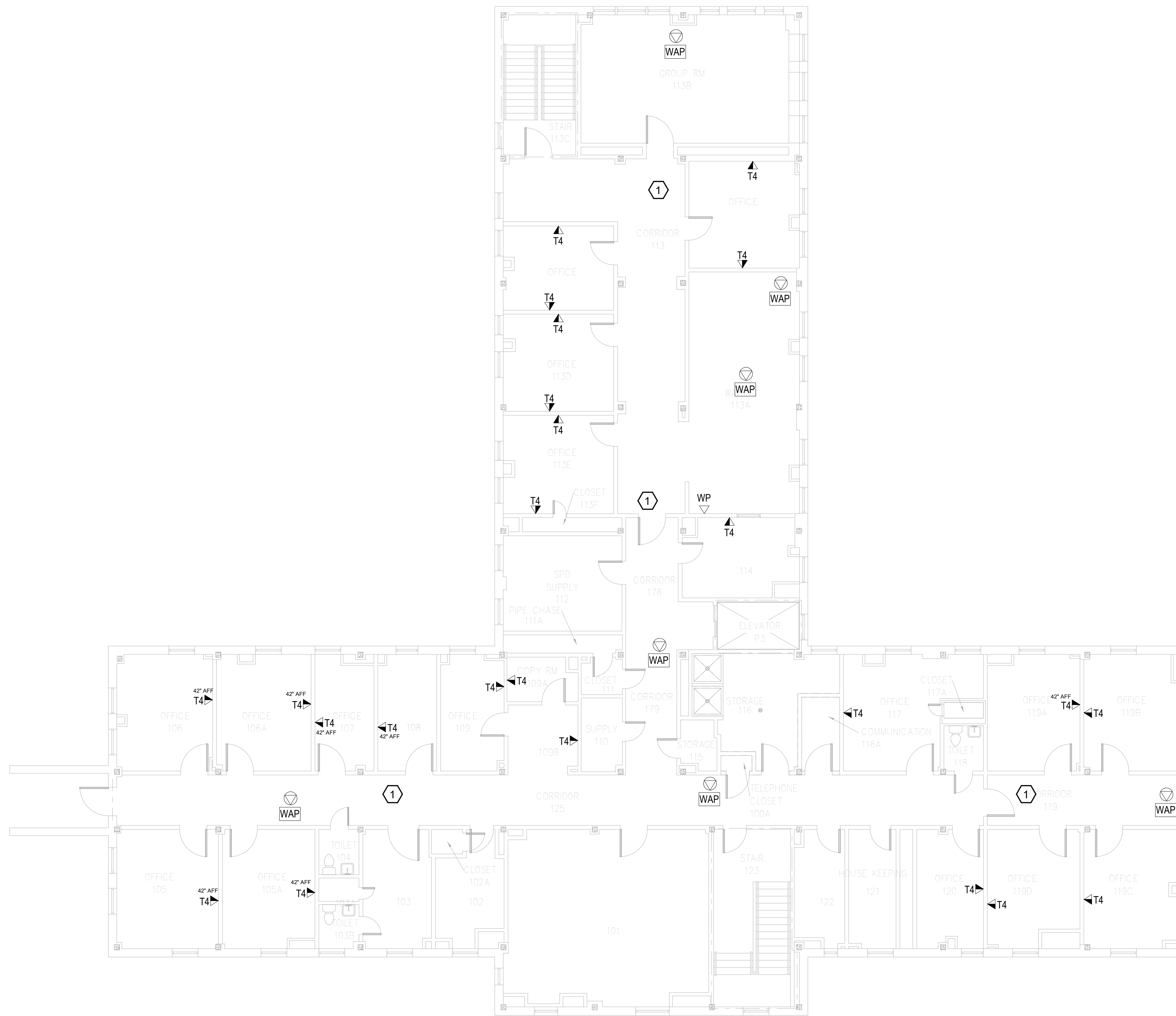
A  
B  
C  
D  
E  
F

**KEYNOTES:**

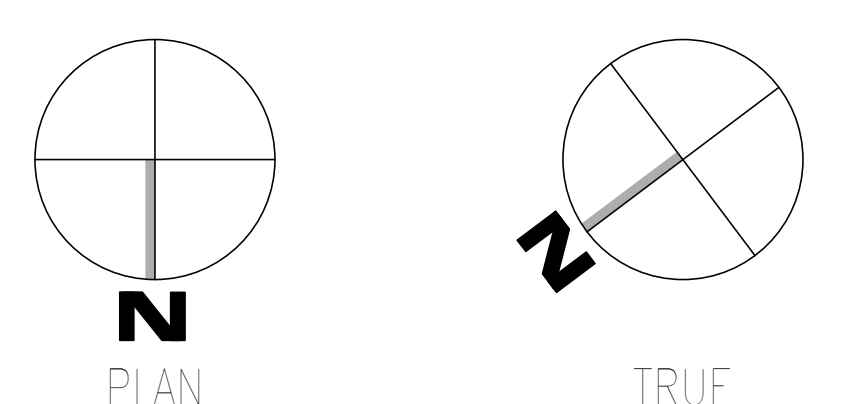
1. REMOVE ALL HORIZONTAL PATHWAYS, CONDUIT, CABLE TRAY, CABLING, OUTLET BOXES, FACEPLATES, JACKS, PATCH PANELS AND EQUIPMENT THROUGHOUT THIS LEVEL. CABLE SHALL BE REMOVED FROM END TO END TO INCLUDE ALL TERMINATIONS. NO ABANDONED CABLE SHALL BE LEFT IN PLACE. ALL EXISTING END USER EQUIPMENT CONNECTED TO EXISTING HORIZONTAL INFRASTRUCTURE (COMPUTERS, PHONES, WIRELESS ACCESS POINTS, ETC.) SHALL REMAIN IN PLACE AND BE CONNECTED TO NEW HORIZONTAL PERMANENT LINK AT THE TIME OF CUTOVER PRIOR TO DEMOLITION.

**GENERAL NOTES:**

- A. SEE SHEET TG001 FOR SYMBOLS LEGEND AND ADDITIONAL PROJECT NOTES.
- B. SEE SHEET TG003 & TN003 SERIES DRAWINGS FOR BACKBONE CABLING REQUIREMENTS TO EACH BUILDING.
- C. ALL EXISTING TELECOMMUNICATIONS INFRASTRUCTURE SHALL BE PROTECTED IN PLACE AND REMAIN ONLINE UNTIL THE NEW TELECOMMUNICATIONS INFRASTRUCTURE HAS BEEN INSTALLED, TESTED, AND CERTIFIED.
- D. REFER TO THE PHASING NARRATIVE FOR DETAILED INFORMATION CONCERNING THE TRANSITION FROM THE EXISTING TELECOMMUNICATIONS INFRASTRUCTURE TO THE NEW TELECOMMUNICATIONS INFRASTRUCTURE.



**F1** OVERALL DEMOLITION PLAN - LEVEL 01 - TELECOM  
SCALE: 1/8" = 1'-0"



<b>CONSULTANT</b>  WileyWilson 127 Nationwide Drive Lynchburg, VA 24502 Phone: 434.947.1901 www.wileywilson.com		<b>SPECIALIZED ENGINEERING SOLUTIONS</b>  Specialized Engineering Solutions 1300 Baxter Street, Suite 355 Charlotte, NC 28204		<b>ARCHITECT/ENGINEER OF RECORD</b>		<b>STAMP</b>  Atriax, pllc 703 Main Avenue SW PO Box 1629, Hickory, NC 28603 Phone: 828.315.9962 Fax: 828.315.9964 www.atriaxgroup.com NC Engineering License No.: P-0214 NC Architectural License No.: 51254		 Bicsi 10000 W. 10th Ave., Suite 100 Denver, CO 80202 303.755.1100 03/08/24		Office of Construction and Facilities Management U.S. Department of Veterans Affairs		Drawing Title <b>BUILDING 002 - LEVEL 01 DEMO - TELECOM</b>		Phase <b>100% CONSTRUCTION DOCUMENTS</b>		Project Title <b>EHRM INFRASTRUCTURE UPGRADES</b>		Project Number <b>679-20-104</b>	
Revisions:		Date:		Approved: Chief Engineer		FULLY SPRINKLERED		Location <b>TUSCALOOSA VAMC, TUSCALOOSA, AL.</b>		Issue Date <b>03/08/2024</b>		Checked <b>JMM</b>		Drawn <b>JEH</b>		Building Number <b>002</b>		Drawing Number <b>TD002.1</b>	

1 2 3 4 5 6 7 8 9 10

**KEYNOTES:**

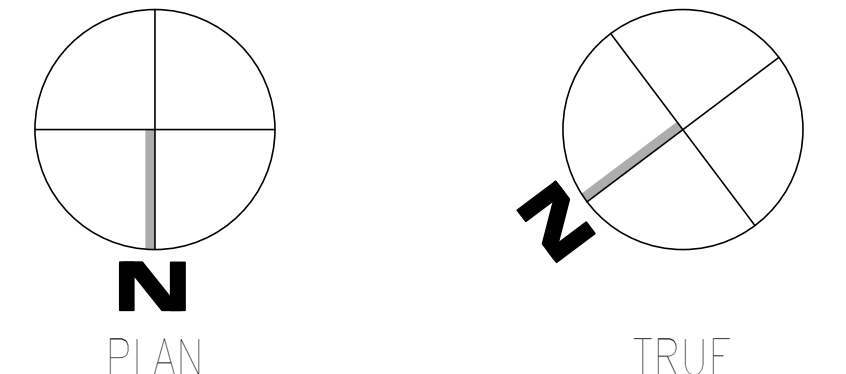
1. REMOVE ALL HORIZONTAL PATHWAYS, CONDUIT, CABLE TRAY, CABLING, OUTLET BOXES, FACEPLATES, JACKS, PATCH PANELS AND EQUIPMENT THROUGHOUT THIS LEVEL. CABLE SHALL BE REMOVED FROM END TO END TO INCLUDE ALL TERMINATIONS. NO ABANDONED CABLE SHALL BE LEFT IN PLACE. ALL EXISTING END USER EQUIPMENT CONNECTED TO EXISTING HORIZONTAL INFRASTRUCTURE (COMPUTERS, PHONES, WIRELESS ACCESS POINTS, ETC.) SHALL REMAIN IN PLACE AND BE CONNECTED TO NEW HORIZONTAL PERMANENT LINK AT THE TIME OF CUTOVER PRIOR TO DEMOLITION.

**GENERAL NOTES:**

- A. SEE SHEET TG001 FOR SYMBOLS LEGEND AND ADDITIONAL PROJECT NOTES.
- B. SEE SHEET TG003 & TN003 SERIES DRAWINGS FOR BACKBONE CABLING REQUIREMENTS TO EACH BUILDING.
- C. ALL EXISTING TELECOMMUNICATIONS INFRASTRUCTURE SHALL BE PROTECTED IN PLACE AND REMAIN ONLINE UNTIL THE NEW TELECOMMUNICATIONS INFRASTRUCTURE HAS BEEN INSTALLED, TESTED, AND CERTIFIED.
- D. REFER TO THE PHASING NARRATIVE FOR DETAILED INFORMATION CONCERNING THE TRANSITION FROM THE EXISTING TELECOMMUNICATIONS INFRASTRUCTURE TO THE NEW TELECOMMUNICATIONS INFRASTRUCTURE.



**F1 OVERALL DEMOLITION PLAN - LEVEL 02 - TELECOM**  
SCALE: 1/8" = 1'-0"



Revisions:	Date:	<b>CONSULTANT</b>  WileyWilson 127 Nationwide Drive Lynchburg, VA 24502 Phone: 434.947.1901 www.wileywilson.com	 <b>SPECIALIZED ENGINEERING SOLUTIONS</b> Specialized Engineering Solutions 1300 Baxter Street, Suite 355 Charlotte, NC 28204	<b>ARCHITECT/ENGINEER OF RECORD</b>  Atriax, pllc 703 Main Avenue SW PO Box 1629, Hickory, NC 28603 Phone: 828.315.9962 Fax: 828.315.9964 www.atriaxgroup.com NC Engineering License No.: P-0214 NC Architectural License No.: 51254	 Bicsi 10000 W. McMillan Suite 100, Dallas, TX 75243 Phone: 972.961.1111 Fax: 972.961.1111 www.bicsi.com Registered Communications Distributor RCD0 03/08/24	Office of Construction and Facilities Management U.S. Department of Veterans Affairs	Drawing Title <b>BUILDING 002 - LEVEL 02 DEMO - TELECOM</b>	Phase <b>100% CONSTRUCTION DOCUMENTS</b>	Project Title <b>EHRM INFRASTRUCTURE UPGRADES</b>	Project Number <b>679-20-104</b>	
							Approved: Chief Engineer	<b>FULLY SPRINKLERED</b>	Location <b>TUSCALOOSA VAMC, TUSCALOOSA, AL.</b>	Building Number <b>002</b>	
							Issue Date <b>03/08/2024</b>		Checked <b>JMM</b>	Drawn <b>JEH</b>	Drawing Number <b>TD002.2</b>

A

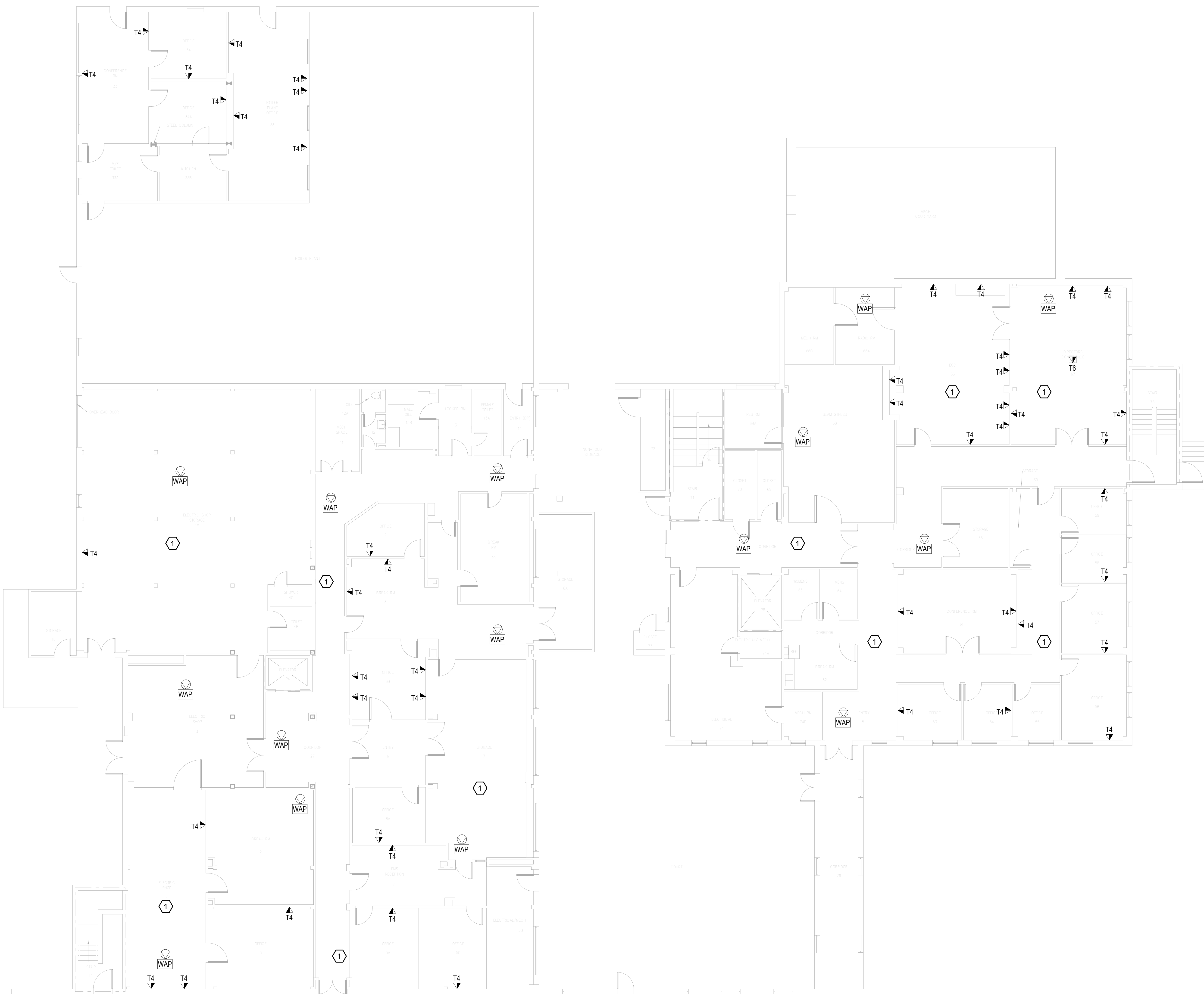
B

C

D

E

F



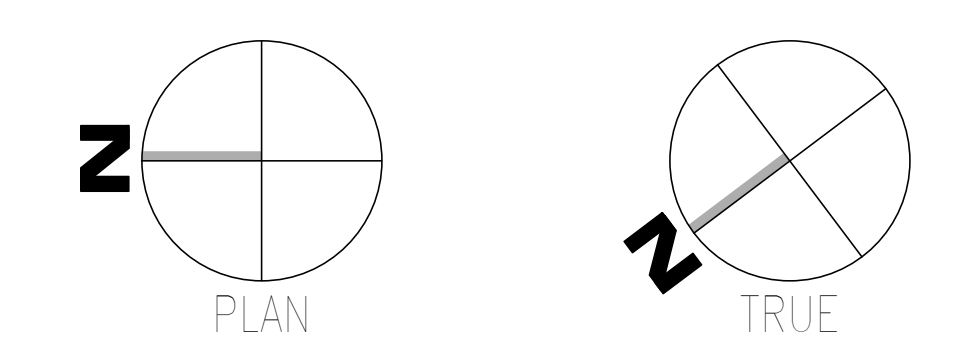
**GENERAL NOTES:**

- A. SEE SHEET TG001 FOR SYMBOLS LEGEND AND ADDITIONAL PROJECT NOTES.
- B. SEE SHEET TG003 & TN000 SERIES DRAWINGS FOR BACKBONE CABLING REQUIREMENTS TO EACH BUILDING.
- C. ALL EXISTING TELECOMMUNICATIONS INFRASTRUCTURE SHALL BE PROTECTED IN PLACE AND REMAIN ONLINE UNTIL THE NEW TELECOMMUNICATIONS INFRASTRUCTURE HAS BEEN INSTALLED, TESTED, AND CERTIFIED.
- D. REFER TO THE PHASING NARRATIVE FOR DETAILED INFORMATION CONCERNING THE TRANSITION FROM THE EXISTING TELECOMMUNICATIONS INFRASTRUCTURE TO THE NEW TELECOMMUNICATIONS INFRASTRUCTURE.

**KEYNOTES:**

- 1. REMOVE ALL HORIZONTAL PATHWAYS, CONDUIT, CABLE TRAY, CABLING, OUTLET BOXES, FACEPLATES, JACKS, PATCH PANELS AND EQUIPMENT THROUGHOUT THIS LEVEL. CABLE SHALL BE REMOVED FROM END TO END TO INCLUDE ALL TERMINATIONS. NO ABANDONED CABLE SHALL BE LEFT IN PLACE. ALL EXISTING END USER EQUIPMENT CONNECTED TO EXISTING HORIZONTAL INFRASTRUCTURE (COMPUTERS, PHONES, WIRELESS ACCESS POINTS, ETC.) SHALL REMAIN IN PLACE AND BE CONNECTED TO NEW HORIZONTAL PERMANENT LINK AT THE TIME OF CUTOVER PRIOR TO DEMOLITION.

**F1** OVERALL DEMOLITION PLAN - GROUND LEVEL - TELECOM  
SCALE: 1/8" = 1'-0"



<b>CONSULTANT</b>  WileyWilson 127 Nationwide Drive Lynchburg, VA 24502 Phone: 434.947.1901 www.wileywilson.com		<b>SPECIALIZED ENGINEERING SOLUTIONS</b>  Specialized Engineering Solutions 1300 Baxter Street, Suite 355 Charlotte, NC 28204		<b>ARCHITECT/ENGINEER OF RECORD</b> STAMP  Atriax, pllc 703 Main Avenue SW PO Box 1629, Hickory, NC 28603 Phone: 828.315.9962 Fax: 828.315.9964 www.atriaxgroup.com NC Engineering License No.: P-0214 NC Architectural License No.: 51254		 Bicsi 11500 W. McMillan Suite 100 Dallas, TX 75243 817.336.2222 bicsi.com 03/08/24		Office of Construction and Facilities Management U.S. Department of Veterans Affairs		Drawing Title <b>BUILDING 003 - GROUND LEVEL DEMO - TELECOM</b> Approved: Chief Engineer		Phase <b>100% CONSTRUCTION DOCUMENTS</b>		Project Title <b>EHRM INFRASTRUCTURE UPGRADES</b> Project Number <b>679-20-104</b> Building Number <b>003</b>		Location <b>TUSCALOOSA VAMC, TUSCALOOSA, AL.</b> Issue Date <b>03/08/2024</b> Checked <b>JMM</b> Drawn <b>JEH</b>		Drawing Number <b>TD003.0</b>	
---	--	---	--	---	--	--	--	---	--	--	--	---	--	--	--	--	--	----------------------------------	--

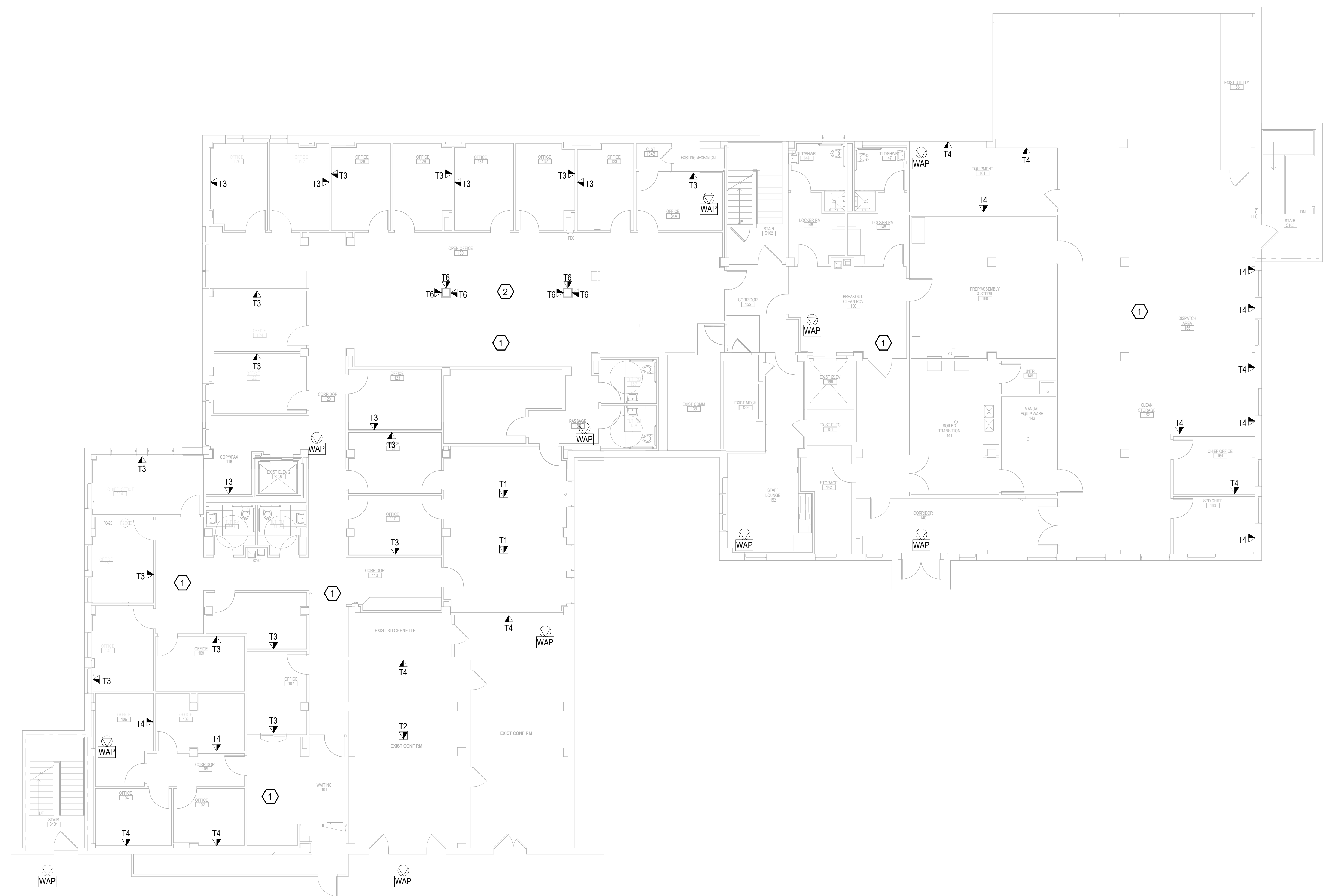
A B C D E F

**GENERAL NOTES:**

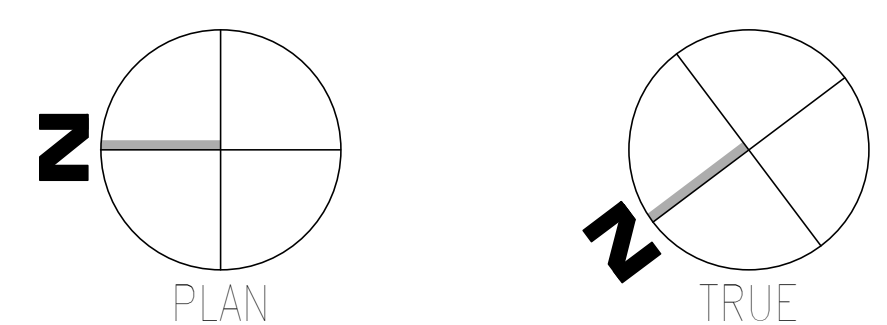
- A. SEE SHEET TG001 FOR SYMBOLS LEGEND AND ADDITIONAL PROJECT NOTES.
- B. SEE SHEET TG003 & TN000 SERIES DRAWINGS FOR BACKBONE CABLING REQUIREMENTS TO EACH BUILDING.
- C. ALL EXISTING TELECOMMUNICATIONS INFRASTRUCTURE SHALL BE PROTECTED IN PLACE AND REMAIN ONLINE UNTIL THE NEW TELECOMMUNICATIONS INFRASTRUCTURE HAS BEEN INSTALLED, TESTED, AND CERTIFIED.
- D. REFER TO THE PHASING NARRATIVE FOR DETAILED INFORMATION CONCERNING THE TRANSITION FROM THE EXISTING TELECOMMUNICATIONS INFRASTRUCTURE TO THE NEW TELECOMMUNICATIONS INFRASTRUCTURE.

**KEYNOTES:**

- 1. REMOVE ALL HORIZONTAL PATHWAYS, CONDUIT, CABLE TRAY, CABLING, OUTLET BOXES, FACEPLATES, JACKS, PATCH PANELS AND EQUIPMENT THROUGHOUT THIS LEVEL. CABLE SHALL BE REMOVED FROM END TO END TO INCLUDE ALL TERMINATIONS. NO ABANDONED CABLE SHALL BE LEFT IN PLACE. ALL EXISTING END USER EQUIPMENT CONNECTED TO EXISTING HORIZONTAL INFRASTRUCTURE (COMPUTERS, PHONES, WIRELESS ACCESS POINTS, ETC.) SHALL REMAIN IN PLACE AND BE CONNECTED TO NEW HORIZONTAL PERMANENT LINK AT THE TIME OF CUTOVER PRIOR TO DEMOLITION.
- 2. AREA OF MODULAR FURNITURE. (12) CUBICALS WITH (3) CATEGORY 6A CABLES PER CUBICAL FED FROM CEILING TO FURNITURE TRACK THROUGH BUILDING COLUMNS.



**F1** OVERALL DEMOLITION PLAN - LEVEL 01 - TELECOM  
SCALE: 1/8" = 1'-0"



Revisions:	Date:	<b>CONSULTANT</b> <b>SPECIALIZED ENGINEERING SOLUTIONS</b> Specialized Engineering Solutions 1300 Baxter Street, Suite 355 Charlotte, NC 28204		<b>ARCHITECT/ENGINEER OF RECORD</b> <b>Atriax</b> www.atriaxgroup.com Atriax, plc 703 Main Avenue SW PO Box 16229, Hickory, NC 28603 Phone: 828.315.9962 Fax: 828.315.9964 NC Engineering License No.: P-0214 NC Architectural License No.: 51254		<b>STAMP</b> <b>Bicsi</b> REGISTERED COMMUNICATIONS DISTRIBUTION DESIGNER Joseph M. McMillan BICS11078239554 Expires 03/31/25 RCD0 03/08/24		<b>Office of Construction and Facilities Management</b> U.S. Department of Veterans Affairs		<b>Drawing Title</b> BUILDING 003 - LEVEL 01 DEMO - TELECOM <b>Approved: Chief Engineer</b>		<b>Phase</b> 100% CONSTRUCTION DOCUMENTS		<b>Project Title</b> EHRM INFRASTRUCTURE UPGRADES		<b>Project Number</b> 679-20-104 <b>Building Number</b> 003	
										<b>FULLY SPRINKLERED</b>		<b>Location</b> TUSCALOOSA VAMC, TUSCALOOSA, AL. <b>Issue Date</b> 03/08/2024		<b>Checked</b> JMM <b>Drawn</b> JEH		<b>Drawing Number</b> TD003.1	

**GENERAL NOTES:**

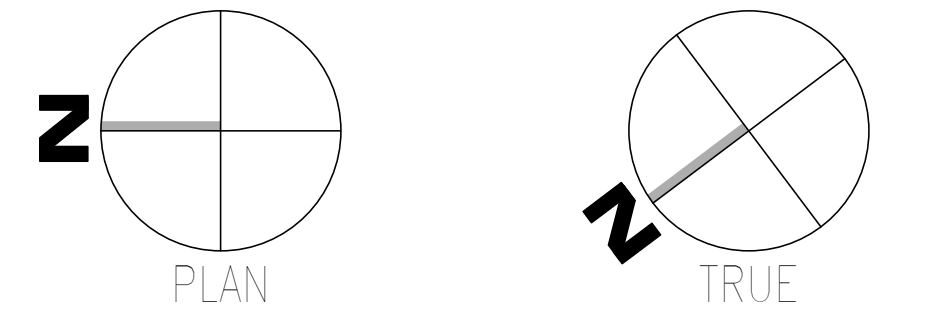
- A. SEE SHEET TG001 FOR SYMBOLS LEGEND AND ADDITIONAL PROJECT NOTES.
- B. SEE SHEET TG003 & TN003 SERIES DRAWINGS FOR BACKBONE CABLING REQUIREMENTS TO EACH BUILDING.
- C. ALL EXISTING TELECOMMUNICATIONS INFRASTRUCTURE SHALL BE PROTECTED IN PLACE AND REMAIN ONLINE UNTIL THE NEW TELECOMMUNICATIONS INFRASTRUCTURE HAS BEEN INSTALLED, TESTED, AND CERTIFIED.
- D. REFER TO THE PHASING NARRATIVE FOR DETAILED INFORMATION CONCERNING THE TRANSITION FROM THE EXISTING TELECOMMUNICATIONS INFRASTRUCTURE TO THE NEW TELECOMMUNICATIONS INFRASTRUCTURE.

**KEYNOTES:**

- 1. REMOVE ALL HORIZONTAL PATHWAYS, CONDUIT, CABLE TRAY, CABLING, OUTLET BOXES, FACEPLATES, JACKS, PATCH PANELS AND EQUIPMENT THROUGHOUT THIS LEVEL. CABLE SHALL BE REMOVED FROM END TO END TO INCLUDE ALL TERMINATIONS. NO ABANDONED CABLE SHALL BE LEFT IN PLACE. ALL EXISTING END USER EQUIPMENT CONNECTED TO EXISTING HORIZONTAL INFRASTRUCTURE (COMPUTERS, PHONES, WIRELESS ACCESS POINTS, ETC.) SHALL REMAIN IN PLACE AND BE CONNECTED TO NEW HORIZONTAL PERMANENT LINK AT THE TIME OF CUTOVER PRIOR TO DEMOLITION.



**F1** OVERALL DEMOLITION PLAN - LEVEL 02 - TELECOM  
SCALE: 1/8" = 1'-0"



Revisions: Date:	<b>CONSULTANT</b>  WileyWilson 127 Nationwide Drive Lynchburg, VA 24502 Phone: 434.947.1901 www.wileywilson.com	 <b>SPECIALIZED ENGINEERING SOLUTIONS</b> Specialized Engineering Solutions 1300 Baxter Street, Suite 355 Charlotte, NC 28204	<b>ARCHITECT/ENGINEER OF RECORD</b>  Atriax, pllc 703 Main Avenue SW PO Box 1629, Hickory, NC 28603 Phone: 828.315.9962 Fax: 828.315.9964 www.atriaxgroup.com NC Engineering License No.: P-0214 NC Architectural License No.: 51254	<b>STAMP</b>  Bicsi Registered Professional Engineer License No. 239954 Expires 03/31/25 RCD 03/08/24	Office of Construction and Facilities Management U.S. Department of Veterans Affairs	Drawing Title <b>BUILDING 003 - LEVEL 02 DEMO - TELECOM</b>	Phase <b>100% CONSTRUCTION DOCUMENTS</b>	Project Title <b>EHRM INFRASTRUCTURE UPGRADES</b>	Project Number <b>679-20-104</b>		
						Approved: Chief Engineer	<b>FULLY SPRINKLERED</b>	Location <b>TUSCALOOSA VAMC, TUSCALOOSA, AL.</b>	Building Number <b>003</b>		
								Issue Date <b>03/08/2024</b>	Checked <b>JMM</b>	Drawn <b>JEH</b>	Drawing Number <b>TD003.2</b>

**# KEYNOTES:**

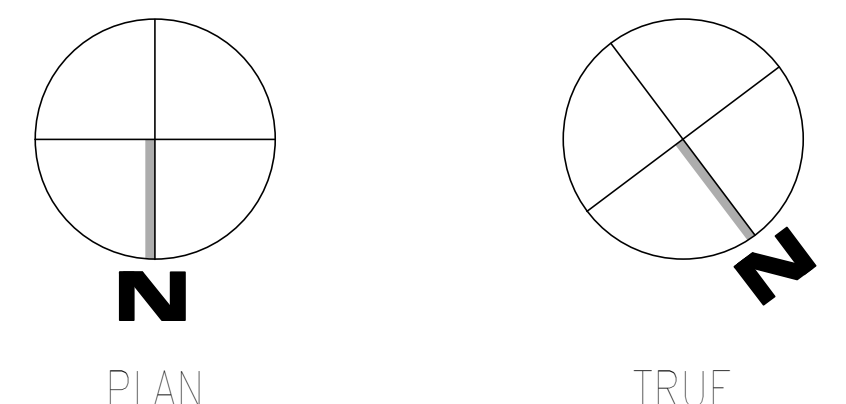
1. REMOVE ALL HORIZONTAL PATHWAYS, CONDUIT, CABLE TRAY, CABLING, OUTLET BOXES, FACEPLATES, JACKS, PATCH PANELS AND EQUIPMENT THROUGHOUT THIS LEVEL. CABLE SHALL BE REMOVED FROM END TO END TO INCLUDE ALL TERMINATIONS. NO ABANDONED CABLE SHALL BE LEFT IN PLACE. ALL EXISTING END USER EQUIPMENT CONNECTED TO EXISTING HORIZONTAL INFRASTRUCTURE (COMPUTERS, PHONES, WIRELESS ACCESS POINTS, ETC.) SHALL REMAIN IN PLACE AND BE CONNECTED TO NEW HORIZONTAL PERMANENT LINK AT THE TIME OF CUTOVER PRIOR TO DEMOLITION.

**GENERAL NOTES:**

- A. SEE SHEET TG001 FOR SYMBOLS LEGEND AND ADDITIONAL PROJECT NOTES.
- B. SEE SHEET TG003 & TN003 SERIES DRAWINGS FOR BACKBONE CABLING REQUIREMENTS TO EACH BUILDING.
- C. ALL EXISTING TELECOMMUNICATIONS INFRASTRUCTURE SHALL BE PROTECTED IN PLACE AND REMAIN ONLINE UNTIL THE NEW TELECOMMUNICATIONS INFRASTRUCTURE HAS BEEN INSTALLED, TESTED, AND CERTIFIED.
- D. REFER TO THE PHASING NARRATIVE FOR DETAILED INFORMATION CONCERNING THE TRANSITION FROM THE EXISTING TELECOMMUNICATIONS INFRASTRUCTURE TO THE NEW TELECOMMUNICATIONS INFRASTRUCTURE.



**F1** OVERALL DEMOLITION PLAN - GROUND LEVEL - TELECOM  
SCALE: 1/8" = 1'-0"



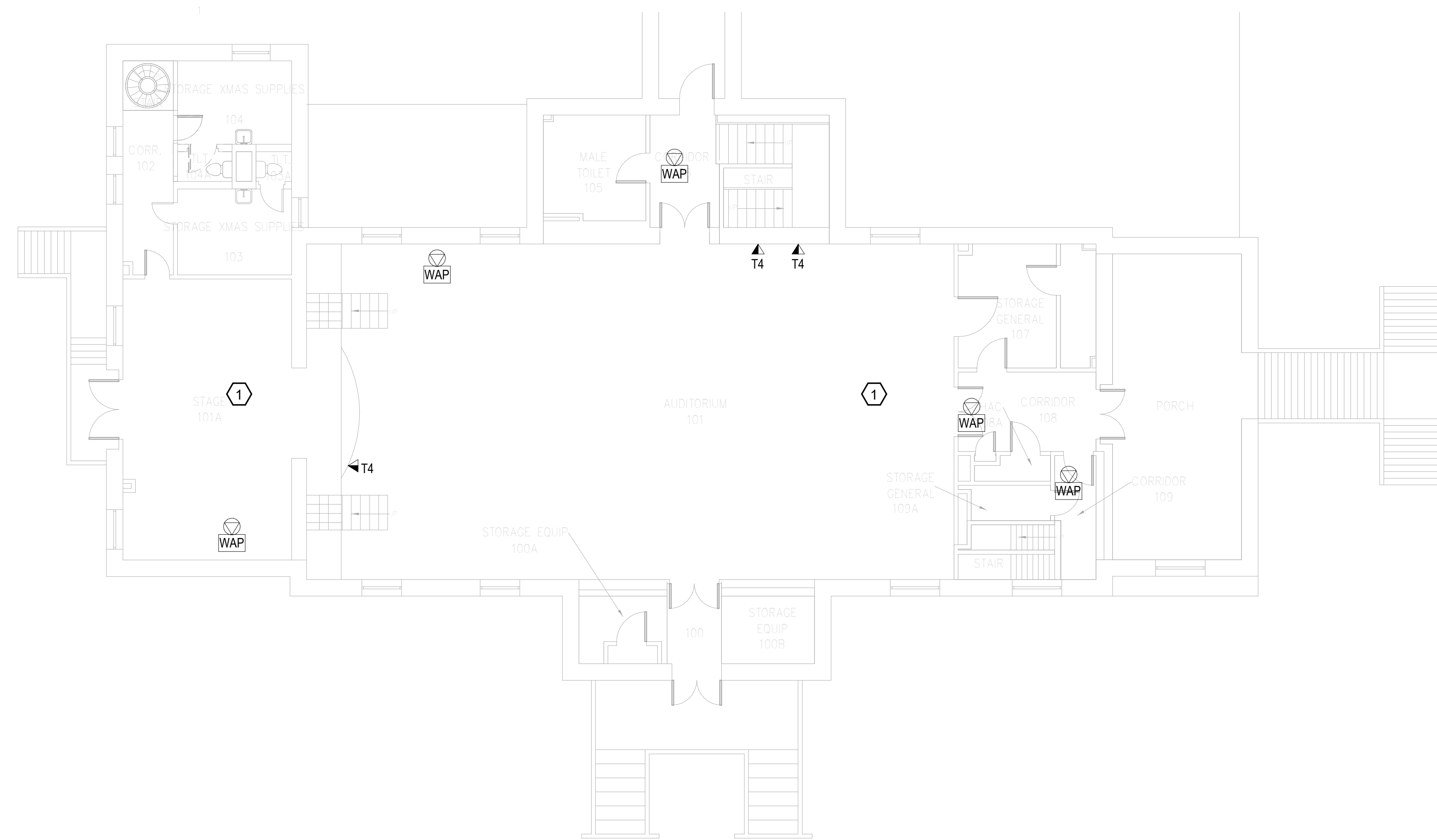
<b>CONSULTANT</b>  WileyWilson 127 Nationwide Drive Lynchburg, VA 24502 Phone: 434.947.1901 www.wileywilson.com		<b>SPECIALIZED ENGINEERING SOLUTIONS</b>  Specialized Engineering Solutions 1300 Baxter Street, Suite 355 Charlotte, NC 28204		<b>ARCHITECT/ENGINEER OF RECORD</b>		<b>STAMP</b>  Atriax, pllc 703 Main Avenue SW PO Box 1629, Hickory, NC 28603 Phone: 828.315.9962 Fax: 828.315.9964 www.atriaxgroup.com NC Engineering License No.: P-0214 NC Architectural License No.: 51254		 REGISTERED COMMUNICATIONS DISTRIBUTION DESIGNER BICSI License No. 239554 Expires 03/31/25 RCD 03/08/24		Office of Construction and Facilities Management U.S. Department of Veterans Affairs		Drawing Title <b>BUILDING 004 - GROUND LEVEL DEMO -TELECOM</b>		Phase <b>100% CONSTRUCTION DOCUMENTS</b>		Project Title <b>EHRM INFRASTRUCTURE UPGRADES</b>		Project Number <b>679-20-104</b>	
Revisions:		Date:		Approved: Chief Engineer		FULY SPRINKLERED		Location <b>TUSCALOOSA VAMC, TUSCALOOSA, AL.</b>		Drawing Number <b>TD004.0</b>		Issue Date <b>03/08/2024</b>		Checked <b>JMM</b>		Drawn <b>JEH</b>			

# KEYNOTES:

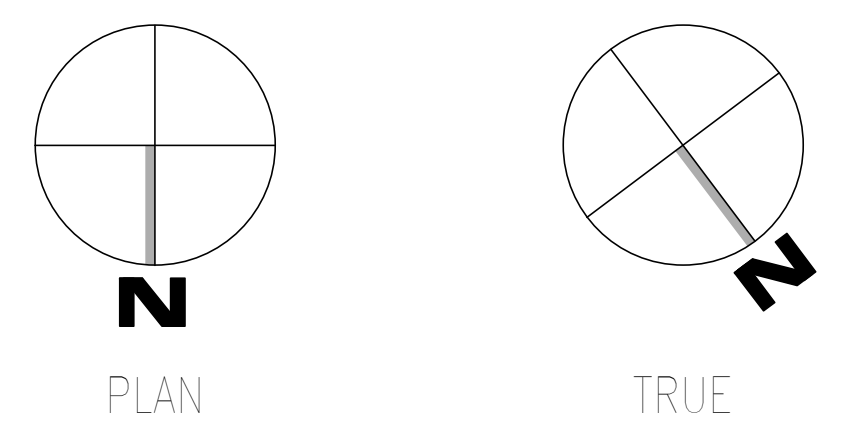
1. REMOVE ALL HORIZONTAL PATHWAYS, CONDUIT, CABLE TRAY, CABLING, OUTLET BOXES, FACEPLATES, JACKS, PATCH PANELS AND EQUIPMENT THROUGHOUT THIS LEVEL. CABLE SHALL BE REMOVED FROM END TO END TO INCLUDE ALL TERMINATIONS. NO ABANDONED CABLE SHALL BE LEFT IN PLACE. ALL EXISTING END USER EQUIPMENT CONNECTED TO EXISTING HORIZONTAL INFRASTRUCTURE (COMPUTERS, PHONES, WIRELESS ACCESS POINTS, ETC.) SHALL REMAIN IN PLACE AND BE CONNECTED TO NEW HORIZONTAL PERMANENT LINK AT THE TIME OF CUTOVER PRIOR TO DEMOLITION.

GENERAL NOTES:

- A. SEE SHEET TG001 FOR SYMBOLS LEGEND AND ADDITIONAL PROJECT NOTES.
- B. SEE SHEET TG003 & TN600 SERIES DRAWINGS FOR BACKBONE CABLING REQUIREMENTS TO EACH BUILDING.
- C. ALL EXISTING TELECOMMUNICATIONS INFRASTRUCTURE SHALL BE PROTECTED IN PLACE AND REMAIN ONLINE UNTIL THE NEW TELECOMMUNICATIONS INFRASTRUCTURE HAS BEEN INSTALLED, TESTED, AND CERTIFIED.
- D. REFER TO THE PHASING NARRATIVE FOR DETAILED INFORMATION CONCERNING THE TRANSITION FROM THE EXISTING TELECOMMUNICATIONS INFRASTRUCTURE TO THE NEW TELECOMMUNICATIONS INFRASTRUCTURE.



F1 OVERALL DEMOLITION PLAN - LEVEL 01 - TELECOM  
SCALE: 1/8" = 1'-0"



Revisions:	Date:	<b>CONSULTANT</b> WileyWilson 127 Nationwide Drive Lynchburg, VA 24502 Phone: 434.947.1901 www.wileywilson.com	SPECIALIZED ENGINEERING SOLUTIONS Specialized Engineering Solutions 1300 Baxter Street, Suite 355 Charlotte, NC 28204	<b>ARCHITECT/ENGINEER OF RECORD</b> Atriax Atriax, pllc 703 Main Avenue SW PO Box 1629, Hickory, NC 28603 Phone: 828.315.9962 Fax: 828.315.9964 www.atriaxgroup.com NC Engineering License No.: P-0214 NC Architectural License No.: 51254	REGISTERED COMMUNICATIONS DISTRIBUTION DESIGNER Bicsi Registered Professional Engineer BICSI ID # 239554 Expires 03/31/25 RCD # 03/08/24	Office of Construction and Facilities Management U.S. Department of Veterans Affairs	Drawing Title <b>BUILDING 004 - LEVEL 01 DEMO - TELECOM</b>	Phase <b>100% CONSTRUCTION DOCUMENTS</b>	Project Title <b>EHRM INFRASTRUCTURE UPGRADES</b>	Project Number <b>679-20-104</b>
							Approved: Chief Engineer	<b>FULLY SPRINKLERED</b>	Location <b>TUSCALOOSA VAMC, TUSCALOOSA, AL.</b>	Issue Date <b>03/08/2024</b>

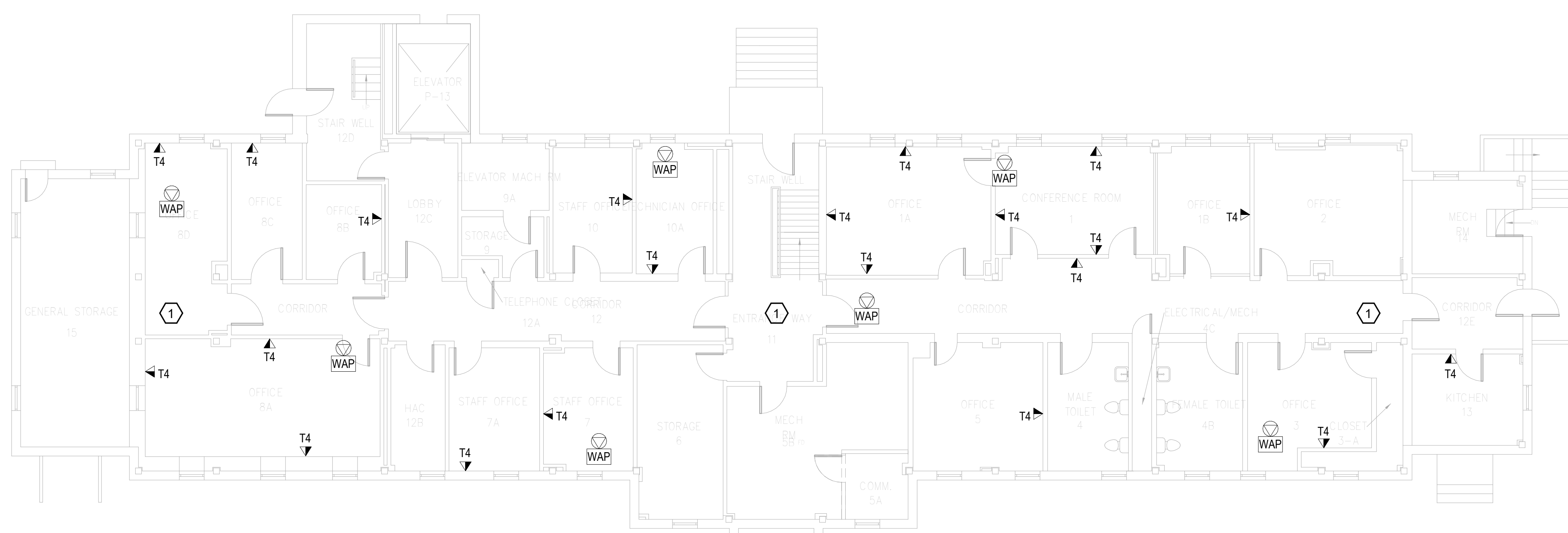
A  
B  
C  
D  
E  
F

# KEYNOTES:

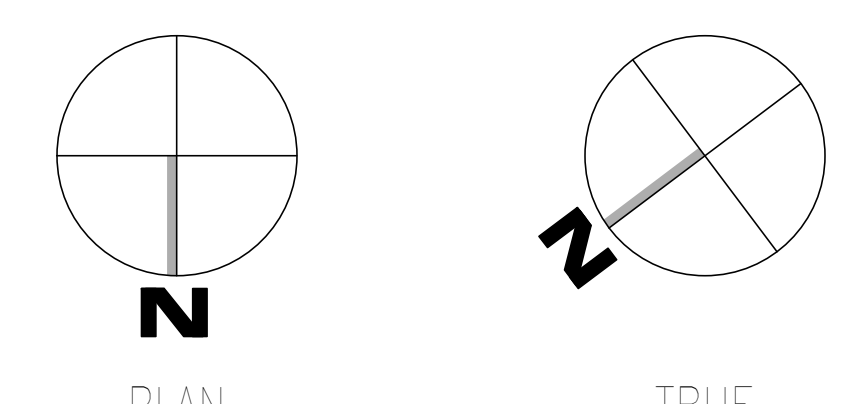
1. REMOVE ALL HORIZONTAL PATHWAYS, CONDUIT, CABLE TRAY, CABLING, OUTLET BOXES, FACEPLATES, JACKS, PATCH PANELS AND EQUIPMENT THROUGHOUT THIS LEVEL. CABLE SHALL BE REMOVED FROM END TO END TO INCLUDE ALL TERMINATIONS. NO ABANDONED CABLE SHALL BE LEFT IN PLACE. ALL EXISTING END USER EQUIPMENT CONNECTED TO EXISTING HORIZONTAL INFRASTRUCTURE (COMPUTERS, PHONES, WIRELESS ACCESS POINTS, ETC.) SHALL REMAIN IN PLACE AND BE CONNECTED TO NEW HORIZONTAL PERMANENT LINK AT THE TIME OF CUTOVER PRIOR TO DEMOLITION.

GENERAL NOTES:

- A. SEE SHEET TG001 FOR SYMBOLS LEGEND AND ADDITIONAL PROJECT NOTES.
- B. SEE SHEET TG003 & TN003 SERIES DRAWINGS FOR BACKBONE CABLING REQUIREMENTS TO EACH BUILDING.
- C. ALL EXISTING TELECOMMUNICATIONS INFRASTRUCTURE SHALL BE PROTECTED IN PLACE AND REMAIN ONLINE UNTIL THE NEW TELECOMMUNICATIONS INFRASTRUCTURE HAS BEEN INSTALLED, TESTED, AND CERTIFIED.
- D. REFER TO THE PHASING NARRATIVE FOR DETAILED INFORMATION CONCERNING THE TRANSITION FROM THE EXISTING TELECOMMUNICATIONS INFRASTRUCTURE TO THE NEW TELECOMMUNICATIONS INFRASTRUCTURE.



**F1** OVERALL DEMOLITION PLAN - BASEMENT LEVEL - TELECOM  
SCALE: 1/8" = 1'-0"



Revisions:	Date:	<b>CONSULTANT</b> WileyWilson 127 Nationwide Drive Lynchburg, VA 24502 Phone: 434.947.1901 www.wileywilson.com	SPECIALIZED ENGINEERING SOLUTIONS Specialized Engineering Solutions 1300 Baxter Street, Suite 355 Charlotte, NC 28204	<b>ARCHITECT/ENGINEER OF RECORD</b> STAMP Atriax Atriax, pllc 703 Main Avenue SW PO Box 1629, Hickory, NC 28603 Phone: 828.315.9962 Fax: 828.315.9964 www.atriaxgroup.com NC Engineering License No.: P-0214 NC Architectural License No.: 51254	REGISTERED COMMUNICATIONS DISTRIBUTION DESIGNER Bicsi 12044 McMillan Bethesda, MD 20814 410-424-2222 RCD 03/08/24	Office of Construction and Facilities Management U.S. Department of Veterans Affairs	Drawing Title <b>BUILDING 005 - BASEMENT LEVEL DEMO - TELECOM</b>	Phase <b>100% CONSTRUCTION DOCUMENTS</b>	Project Title <b>EHRM INFRASTRUCTURE UPGRADES</b>	Project Number <b>679-20-104</b>
							Approved: Chief Engineer	<b>FULLY SPRINKLERED</b>	Location <b>TUSCALOOSA VAMC, TUSCALOOSA, AL.</b>	Issue Date <b>03/08/2024</b>

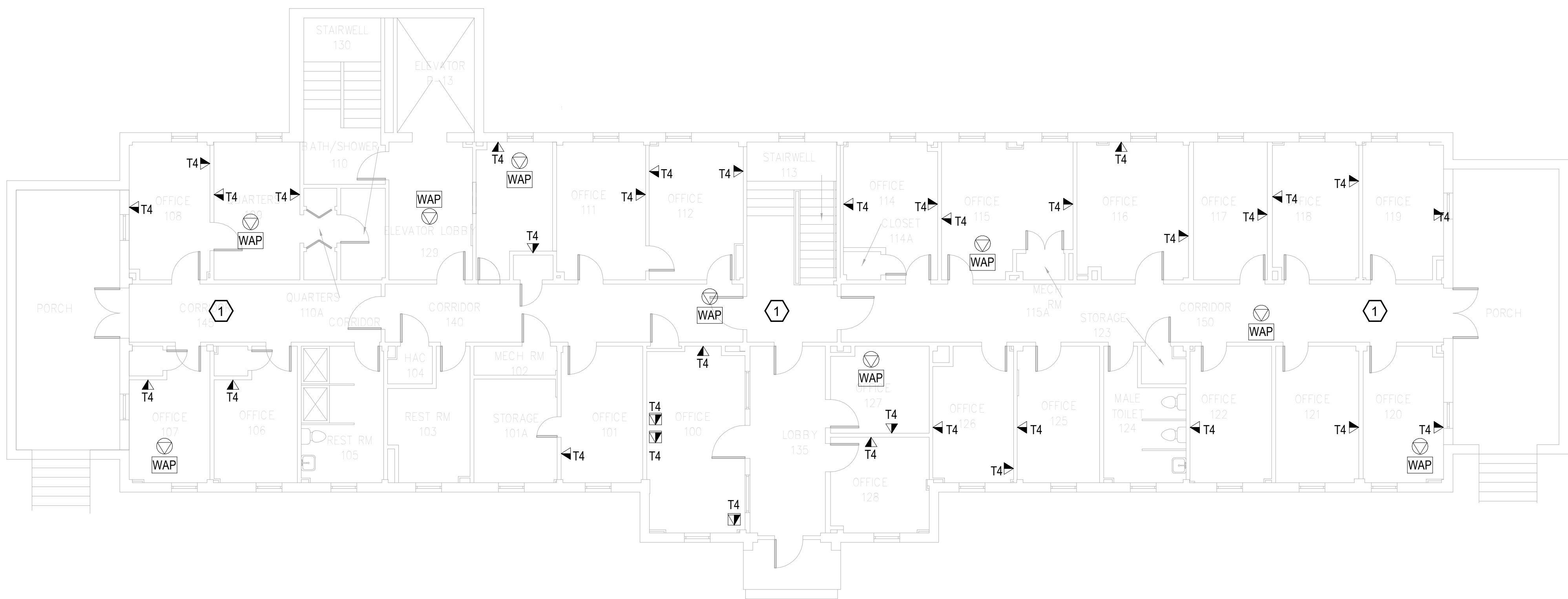


**# KEYNOTES:**

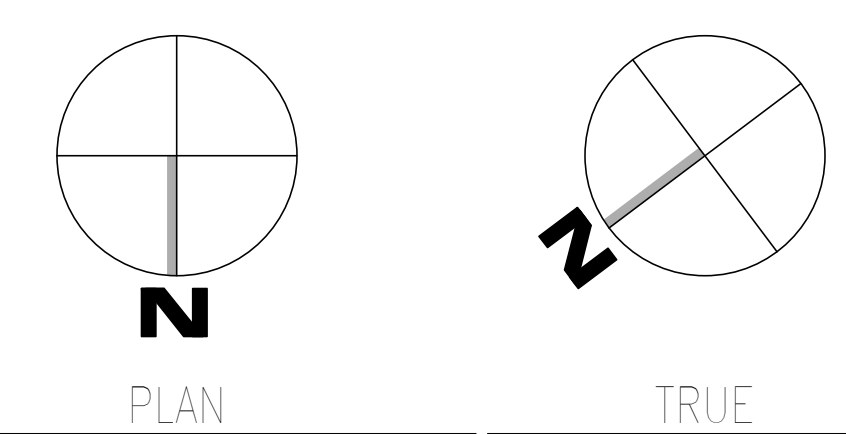
1. REMOVE ALL HORIZONTAL PATHWAYS, CONDUIT, CABLE TRAY, CABLING, OUTLET BOXES, FACEPLATES, JACKS, PATCH PANELS AND EQUIPMENT THROUGHOUT THIS LEVEL. CABLE SHALL BE REMOVED FROM END TO END TO INCLUDE ALL TERMINATIONS. NO ABANDONED CABLE SHALL BE LEFT IN PLACE. ALL EXISTING END USER EQUIPMENT CONNECTED TO EXISTING HORIZONTAL INFRASTRUCTURE (COMPUTERS, PHONES, WIRELESS ACCESS POINTS, ETC.) SHALL REMAIN IN PLACE AND BE CONNECTED TO NEW HORIZONTAL PERMANENT LINK AT THE TIME OF CUTOVER PRIOR TO DEMOLITION.

**GENERAL NOTES:**

- A. SEE SHEET TG001 FOR SYMBOLS LEGEND AND ADDITIONAL PROJECT NOTES.
- B. SEE SHEET TG003 & TN003 SERIES DRAWINGS FOR BACKBONE CABLING REQUIREMENTS TO EACH BUILDING.
- C. ALL EXISTING TELECOMMUNICATIONS INFRASTRUCTURE SHALL BE PROTECTED IN PLACE AND REMAIN ONLINE UNTIL THE NEW TELECOMMUNICATIONS INFRASTRUCTURE HAS BEEN INSTALLED, TESTED, AND CERTIFIED.
- D. REFER TO THE PHASING NARRATIVE FOR DETAILED INFORMATION CONCERNING THE TRANSITION FROM THE EXISTING TELECOMMUNICATIONS INFRASTRUCTURE TO THE NEW TELECOMMUNICATIONS INFRASTRUCTURE.



**F1** OVERALL DEMOLITION PLAN - LEVEL 01 - TELECOM  
SCALE: 1/8" = 1'-0"



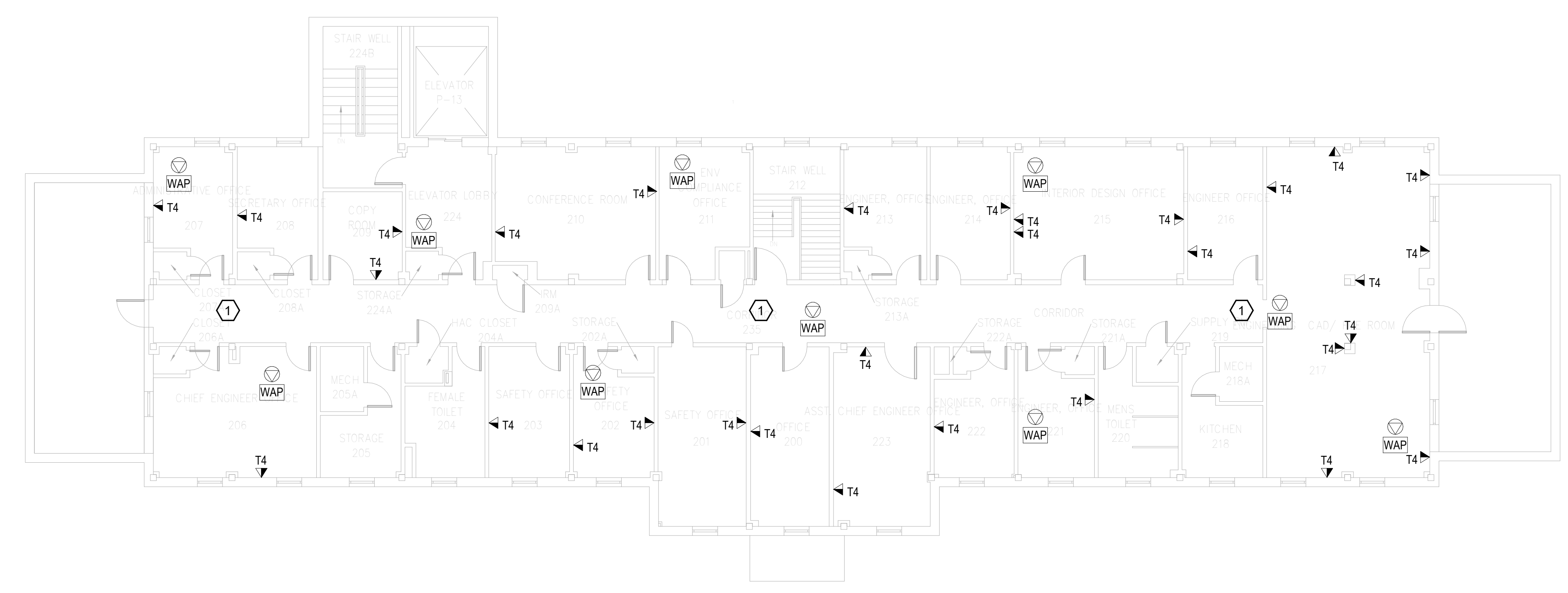
Revisions: Date:	<b>CONSULTANT</b>  WileyWilson 127 Nationwide Drive Lynchburg, VA 24502 Phone: 434.947.1901 www.wileywilson.com	<b>SPECIALIZED ENGINEERING SOLUTIONS</b>  Specialized Engineering Solutions 1300 Baxter Street, Suite 355 Charlotte, NC 28204	<b>ARCHITECT/ENGINEER OF RECORD</b>  Atriax, pllc 703 Main Avenue SW PO Box 1629, Hickory, NC 28603 Phone: 828.315.9962 Fax: 828.315.9964 www.atriaxgroup.com NC Engineering License No.: P-0214 NC Architectural License No.: 51254	<b>STAMP</b>  Bicsi Registered Communications Distributor BICSI ID # 239554 Expires 03/31/25 RCD 03/08/24	<b>Office of Construction and Facilities Management</b>  U.S. Department of Veterans Affairs	Drawing Title <b>BUILDING 005 - LEVEL 01 DEMO - TELECOM</b>	Phase <b>100% CONSTRUCTION DOCUMENTS</b>	Project Title <b>EHRM INFRASTRUCTURE UPGRADES</b>	Project Number <b>679-20-104</b>		
						Approved: Chief Engineer	FULLY SPRINKLERED	Location <b>TUSCALOOSA VAMC, TUSCALOOSA, AL.</b>	Building Number <b>005</b>		
								Issue Date <b>03/08/2024</b>	Checked <b>JMM</b>	Drawn <b>JEH</b>	Drawing Number <b>TD005.1</b>

**KEYNOTES:**

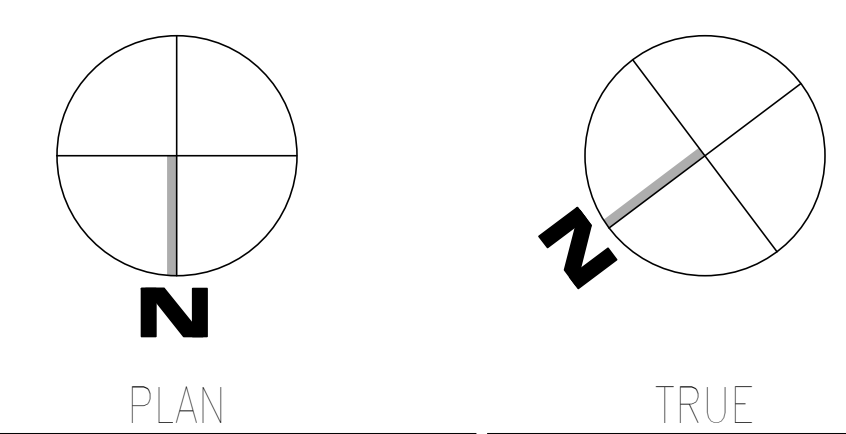
1. REMOVE ALL HORIZONTAL PATHWAYS, CONDUIT, CABLE TRAY, CABLING, OUTLET BOXES, FACEPLATES, JACKS, PATCH PANELS AND EQUIPMENT THROUGHOUT THIS LEVEL. CABLE SHALL BE REMOVED FROM END TO END TO INCLUDE ALL TERMINATIONS. NO ABANDONED CABLE SHALL BE LEFT IN PLACE. ALL EXISTING END USER EQUIPMENT CONNECTED TO EXISTING HORIZONTAL INFRASTRUCTURE (COMPUTERS, PHONES, WIRELESS ACCESS POINTS, ETC.) SHALL REMAIN IN PLACE AND BE CONNECTED TO NEW HORIZONTAL PERMANENT LINK AT THE TIME OF CUTOVER PRIOR TO DEMOLITION.

**GENERAL NOTES:**

- A. SEE SHEET TG001 FOR SYMBOLS LEGEND AND ADDITIONAL PROJECT NOTES.
- B. SEE SHEET TG003 & TN003 SERIES DRAWINGS FOR BACKBONE CABLING REQUIREMENTS TO EACH BUILDING.
- C. ALL EXISTING TELECOMMUNICATIONS INFRASTRUCTURE SHALL BE PROTECTED IN PLACE AND REMAIN ONLINE UNTIL THE NEW TELECOMMUNICATIONS INFRASTRUCTURE HAS BEEN INSTALLED, TESTED, AND CERTIFIED.
- D. REFER TO THE PHASING NARRATIVE FOR DETAILED INFORMATION CONCERNING THE TRANSITION FROM THE EXISTING TELECOMMUNICATIONS INFRASTRUCTURE TO THE NEW TELECOMMUNICATIONS INFRASTRUCTURE.



**F1 OVERALL DEMOLITION PLAN - LEVEL 02**  
SCALE: 1/8" = 1'-0"



Revisions: _____ Date: _____	<b>CONSULTANT</b>  WileyWilson 127 Nationwide Drive Lynchburg, VA 24502 Phone: 434.947.1901 www.wileywilson.com	 <b>SPECIALIZED ENGINEERING SOLUTIONS</b> Specialized Engineering Solutions 1300 Baxter Street, Suite 355 Charlotte, NC 28204	<b>ARCHITECT/ENGINEER OF RECORD</b>  Atriax, pllc 703 Main Avenue SW PO Box 1629, Hickory, NC 28603 Phone: 828.315.9962 Fax: 828.315.9964 www.atriaxgroup.com NC Engineering License No.: P-0214 NC Architectural License No.: 51254	 REGISTERED COMMUNICATIONS DISTRIBUTION DESIGNER Bicsi 2024 Main Ave BICSI ID # 239554 Expires 03/31/25 RCDD 03/08/24	Office of Construction and Facilities Management U.S. Department of Veterans Affairs	Drawing Title <b>BUILDING 005 - LEVEL 02                  DEMO - TELECOM</b>	Phase <b>100% CONSTRUCTION                  DOCUMENTS</b>	Project Title <b>EHRM INFRASTRUCTURE UPGRADES</b>	Project Number <b>679-20-104</b>		
						Approved: Chief Engineer	<b>FULLY SPRINKLERED</b>	Location <b>TUSCALOOSA VAMC, TUSCALOOSA, AL.</b>	Building Number <b>005</b>		
								Issue Date <b>03/08/2024</b>	Checked <b>JMM</b>	Drawn <b>JEH</b>	Drawing Number <b>TD005.2</b>

1 2 3 4 5 6 7 8 9 10

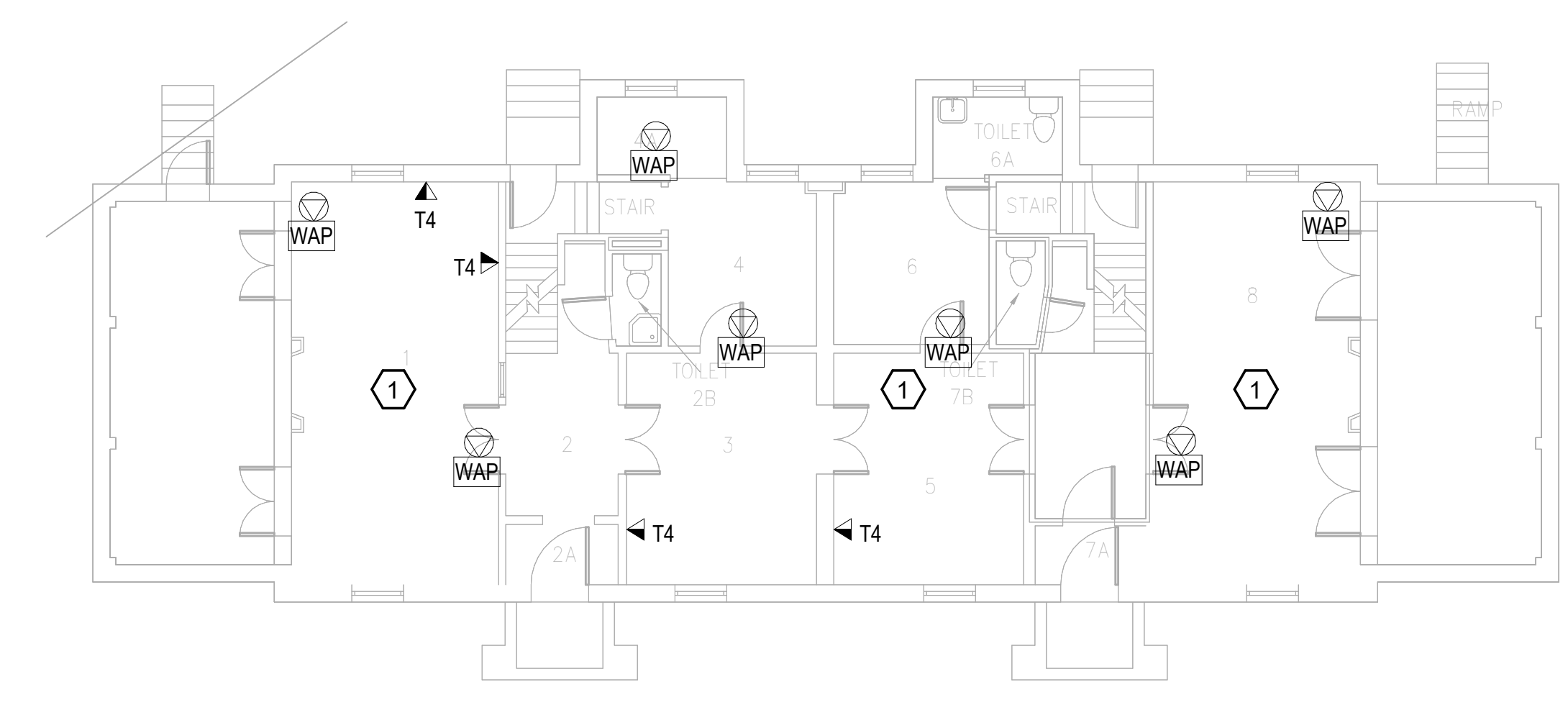
A  
B  
C  
D  
E  
F

**# KEYNOTES:**

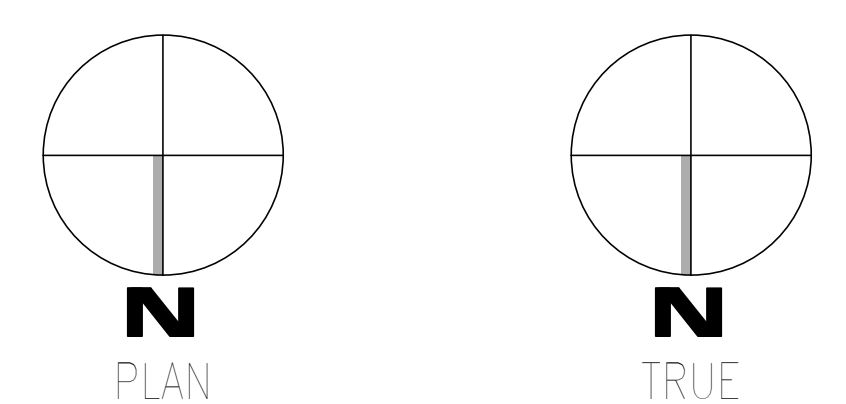
1. REMOVE ALL HORIZONTAL PATHWAYS, CONDUIT, CABLE TRAY, CABLING, OUTLET BOXES, FACEPLATES, JACKS, PATCH PANELS AND EQUIPMENT THROUGHOUT THIS LEVEL. CABLE SHALL BE REMOVED FROM END TO END TO INCLUDE ALL TERMINATIONS. NO ABANDONED CABLE SHALL BE LEFT IN PLACE. ALL EXISTING END USER EQUIPMENT CONNECTED TO EXISTING HORIZONTAL INFRASTRUCTURE (COMPUTERS, PHONES, WIRELESS ACCESS POINTS, ETC.) SHALL REMAIN IN PLACE AND BE CONNECTED TO NEW HORIZONTAL PERMANENT LINK AT THE TIME OF CUTOVER PRIOR TO DEMOLITION.





**GENERAL NOTES:**

- A. SEE SHEET TG001 FOR SYMBOLS LEGEND AND ADDITIONAL PROJECT NOTES.
- B. SEE SHEET TG003 & TN003 SERIES DRAWINGS FOR BACKBONE CABLING REQUIREMENTS TO EACH BUILDING.
- C. ALL EXISTING TELECOMMUNICATIONS INFRASTRUCTURE SHALL BE PROTECTED IN PLACE AND REMAIN ONLINE UNTIL THE NEW TELECOMMUNICATIONS INFRASTRUCTURE HAS BEEN INSTALLED, TESTED, AND CERTIFIED.
- D. REFER TO THE PHASING NARRATIVE FOR DETAILED INFORMATION CONCERNING THE TRANSITION FROM THE EXISTING TELECOMMUNICATIONS INFRASTRUCTURE TO THE NEW TELECOMMUNICATIONS INFRASTRUCTURE.



**F1** OVERALL DEMOLITION PLAN - LEVEL 01 - TELECOM  
SCALE: 1/8" = 1'-0"



<b>CONSULTANT</b>  WileyWilson 127 Nationwide Drive Lynchburg, VA 24502 Phone: 434.947.1901 www.wileywilson.com		<b>ARCHITECT/ENGINEER OF RECORD</b>  Atriax, pllc 703 Main Avenue SW PO Box 1629, Hickory, NC 28603 Phone: 828.315.9962 Fax: 828.315.9964 www.atriaxgroup.com NC Engineering License No.: P-0214 NC Architectural License No.: 51254		<b>STAMP</b>  Bicsi Registered Communications Distributor BICSI 107 # 219954 Expires 03/31/25 RCD 03/08/24		<b>Office of Construction and Facilities Management</b>  U.S. Department of Veterans Affairs		<b>Drawing Title</b> BUILDING 006 - LEVEL 01 DEMO - TELECOM <b>Approved:</b> Chief Engineer		<b>Phase</b> 100% CONSTRUCTION DOCUMENTS FULLY SPRINKLERED		<b>Project Title</b> EHRM INFRASTRUCTURE UPGRADES <b>Project Number</b> 679-20-104 <b>Building Number</b> 006 <b>Location</b> TUSCALOOSA VAMC, TUSCALOOSA, AL. <b>Issue Date</b> 03/08/2024 <b>Checked</b> JMM <b>Drawn</b> JEH		<b>Project Number</b> 679-20-104 <b>Building Number</b> 006 <b>Drawing Number</b> TD006.1	
--	--	--	--	--	--	--	--	---	--	--	--	--	--	--	--

1 2 3 4 5 6 7 8 9 10

1 2 3 4 5 6 7 8 9 10

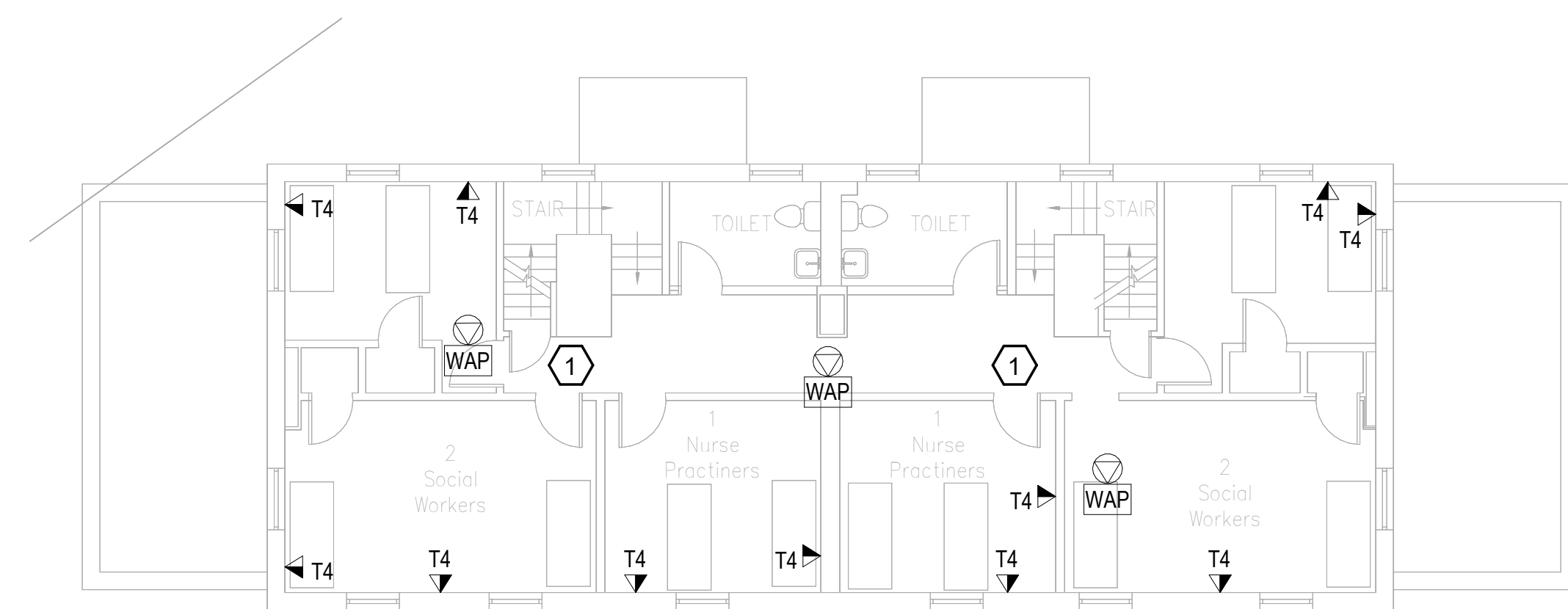
A  
B  
C  
D  
E  
F

**# KEYNOTES:**

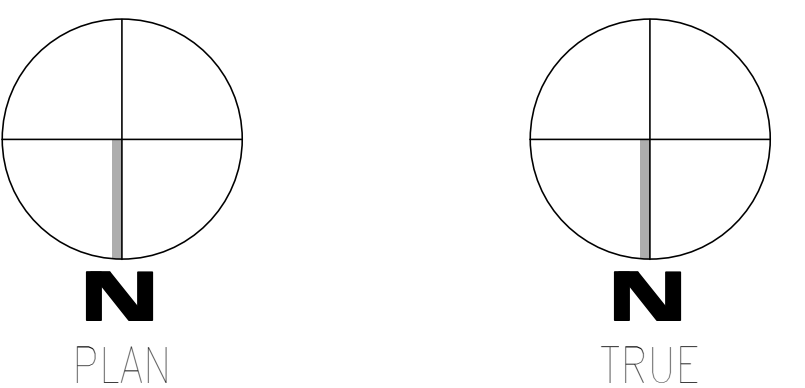
1. REMOVE ALL HORIZONTAL PATHWAYS, CONDUIT, CABLE TRAY, CABLING, OUTLET BOXES, FACEPLATES, JACKS, PATCH PANELS AND EQUIPMENT THROUGHOUT THIS LEVEL. CABLE SHALL BE REMOVED FROM END TO END TO INCLUDE ALL TERMINATIONS. NO ABANDONED CABLE SHALL BE LEFT IN PLACE. ALL EXISTING END USER EQUIPMENT CONNECTED TO EXISTING HORIZONTAL INFRASTRUCTURE (COMPUTERS, PHONES, WIRELESS ACCESS POINTS, ETC.) SHALL REMAIN IN PLACE AND BE CONNECTED TO NEW HORIZONTAL PERMANENT LINK AT THE TIME OF CUTOVER PRIOR TO DEMOLITION.

**GENERAL NOTES:**

- A. SEE SHEET TG001 FOR SYMBOLS LEGEND AND ADDITIONAL PROJECT NOTES.
- B. SEE SHEET TG003 & TN003 SERIES DRAWINGS FOR BACKBONE CABLING REQUIREMENTS TO EACH BUILDING.
- C. ALL EXISTING TELECOMMUNICATIONS INFRASTRUCTURE SHALL BE PROTECTED IN PLACE AND REMAIN ONLINE UNTIL THE NEW TELECOMMUNICATIONS INFRASTRUCTURE HAS BEEN INSTALLED, TESTED, AND CERTIFIED.
- D. REFER TO THE PHASING NARRATIVE FOR DETAILED INFORMATION CONCERNING THE TRANSITION FROM THE EXISTING TELECOMMUNICATIONS INFRASTRUCTURE TO THE NEW TELECOMMUNICATIONS INFRASTRUCTURE.



**F1 OVERALL DEMOLITION PLAN -LEVEL 02 - TELECOM**  
SCALE: 1/8" = 1'-0"



Revisions:	Date:	<b>CONSULTANT</b> WileyWilson 127 Nationwide Drive Lynchburg, VA 24502 Phone: 434.947.1901 www.wileywilson.com	<b>SPECIALIZED ENGINEERING SOLUTIONS</b> Specialized Engineering Solutions 1300 Baxter Street, Suite 355 Charlotte, NC 28204	<b>ARCHITECT/ENGINEER OF RECORD</b> <b>STAMP</b> <b>Atriax</b> GROUP www.atriaxgroup.com Atriax, pllc 703 Main Avenue SW PO Box 1629, Hickory, NC 28603 Phone: 828.315.9962 Fax: 828.315.9964 NC Engineering License No.: P-0214 NC Architectural License No.: 51254	<b>Bicsi</b> REGISTERED COMMUNICATIONS DISTRIBUTION DESIGNER Registered Professional Engineer BICSI ID # 239654 Expires 03/31/25 RCD 03/08/24	<b>Office of Construction and Facilities Management</b> U.S. Department of Veterans Affairs	Drawing Title <b>BUILDING 006 - LEVEL 02 DEMO - TELECOM</b>	Phase <b>100% CONSTRUCTION DOCUMENTS</b>	Project Title <b>EHRM INFRASTRUCTURE UPGRADES</b>	Project Number <b>679-20-104</b>	
							Approved: Chief Engineer	<b>FULLY SPRINKLERED</b>	Location <b>TUSCALOOSA VAMC, TUSCALOOSA, AL.</b>	Building Number <b>006</b>	
								Issue Date <b>03/08/2024</b>	Checked <b>JMM</b>	Drawn <b>JEH</b>	Drawing Number <b>TD006.2</b>

1 2 3 4 5 6 7 8 9 10

1 2 3 4 5 6 7 8 9 10

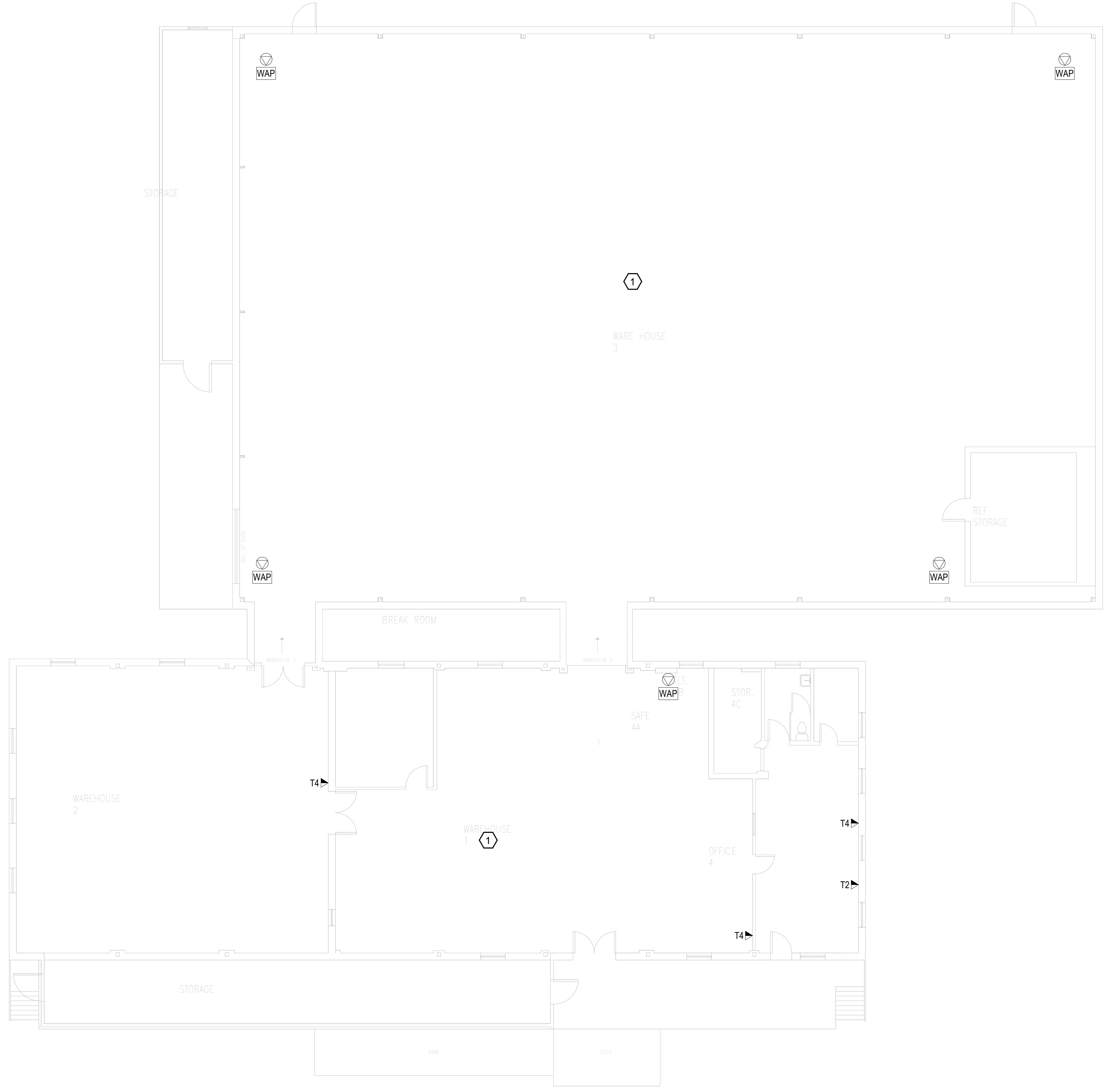
A  
B  
C  
D  
E  
F

# KEYNOTES:

1. REMOVE ALL HORIZONTAL PATHWAYS, CONDUIT, CABLE TRAY, CABLING, OUTLET BOXES, FACEPLATES, JACKS, PATCH PANELS AND EQUIPMENT THROUGHOUT THIS LEVEL. CABLE SHALL BE REMOVED FROM END TO END TO INCLUDE ALL TERMINATIONS. NO ABANDONED CABLE SHALL BE LEFT IN PLACE. ALL EXISTING END USER EQUIPMENT CONNECTED TO EXISTING HORIZONTAL INFRASTRUCTURE (COMPUTERS, PHONES, WIRELESS ACCESS POINTS, ETC.) SHALL REMAIN IN PLACE AND BE CONNECTED TO NEW HORIZONTAL PERMANENT LINK AT THE TIME OF CUTOVER PRIOR TO DEMOLITION.

GENERAL NOTES:

- SEE SHEET TG001 FOR SYMBOLS LEGEND AND ADDITIONAL PROJECT NOTES.
- SEE SHEET TG003 & TN003 SERIES DRAWINGS FOR BACKBONE CABLING REQUIREMENTS TO EACH BUILDING.
- ALL EXISTING TELECOMMUNICATIONS INFRASTRUCTURE SHALL BE PROTECTED IN PLACE AND REMAIN ONLINE UNTIL THE NEW TELECOMMUNICATIONS INFRASTRUCTURE HAS BEEN INSTALLED, TESTED, AND CERTIFIED.
- REFER TO THE PHASING NARRATIVE FOR DETAILED INFORMATION CONCERNING THE TRANSITION FROM THE EXISTING TELECOMMUNICATIONS INFRASTRUCTURE TO THE NEW TELECOMMUNICATIONS INFRASTRUCTURE.



**F1** OVERALL DEMOLITION PLAN - BASEMENT LEVEL - TELECOM  
SCALE: 1/8" = 1'-0"

<b>CONSULTANT</b>  WileyWilson 127 Nationwide Drive Lynchburg, VA 24502 Phone: 434.947.1901 www.wileywilson.com		<b>SPECIALIZED ENGINEERING SOLUTIONS</b>  Specialized Engineering Solutions 1300 Baxter Street, Suite 355 Charlotte, NC 28204		<b>ARCHITECT/ENGINEER OF RECORD</b>		<b>STAMP</b>  Atriax, pllc 703 Main Avenue SW PO Box 1629, Hickory, NC 28603 Phone: 828.315.9962 Fax: 828.315.9964 www.atriaxgroup.com NC Engineering License No.: P-0214 NC Architectural License No.: 51254		 REGISTERED COMMUNICATIONS DISTRIBUTION DESIGNER BICSI 107 # 239554 Expires 03/31/25 RCD0 03/08/24		<b>Office of Construction and Facilities Management</b> U.S. Department of Veterans Affairs		Drawing Title <b>BUILDING 012 - BASEMENT LEVEL DEMO - TELECOM</b>		Phase <b>100% CONSTRUCTION DOCUMENTS</b>		Project Title <b>EHRM INFRASTRUCTURE UPGRADES</b>		Project Number <b>679-20-104</b>	
Revisions:		Date:		Approved: Chief Engineer		FULLY SPRINKLERED		Location <b>TUSCALOOSA VAMC, TUSCALOOSA, AL.</b>		Issue Date <b>03/08/2024</b>		Checked <b>JMM</b>		Drawn <b>JEH</b>		Building Number <b>012</b>		Drawing Number <b>TD012.B</b>	

1 2 3 4 5 6 7 8 9 10

**KEYNOTES:**

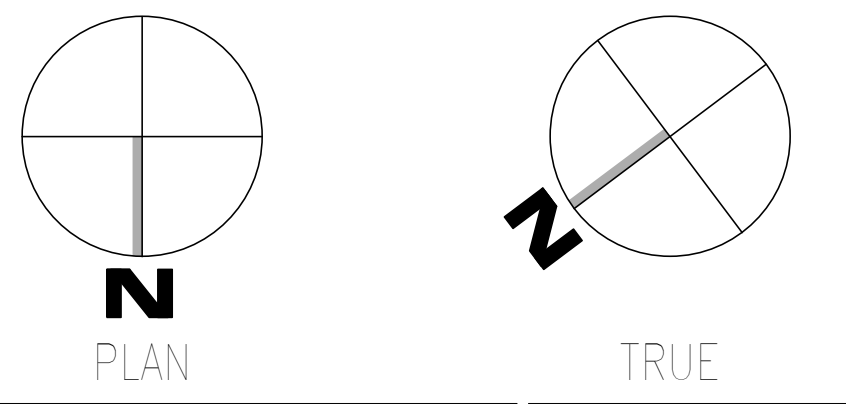
1. REMOVE ALL HORIZONTAL PATHWAYS, CONDUIT, CABLE TRAY, CABLING, OUTLET BOXES, FACEPLATES, JACKS, PATCH PANELS AND EQUIPMENT THROUGHOUT THIS LEVEL. CABLE SHALL BE REMOVED FROM END TO END TO INCLUDE ALL TERMINATIONS. NO ABANDONED CABLE SHALL BE LEFT IN PLACE. ALL EXISTING END USER EQUIPMENT CONNECTED TO EXISTING HORIZONTAL INFRASTRUCTURE (COMPUTERS, PHONES, WIRELESS ACCESS POINTS, ETC.) SHALL REMAIN IN PLACE AND BE CONNECTED TO NEW HORIZONTAL PERMANENT LINK AT THE TIME OF CUTOVER PRIOR TO DEMOLITION.

**GENERAL NOTES:**

A. SEE SHEET TG001 FOR SYMBOLS LEGEND AND ADDITIONAL PROJECT NOTES.  
 B. SEE SHEET TG003 & TN000 SERIES DRAWINGS FOR BACKBONE CABLING REQUIREMENTS TO EACH BUILDING.  
 C. ALL EXISTING TELECOMMUNICATIONS INFRASTRUCTURE SHALL BE PROTECTED IN PLACE AND REMAIN ONLINE UNTIL THE NEW TELECOMMUNICATIONS INFRASTRUCTURE HAS BEEN INSTALLED, TESTED, AND CERTIFIED.  
 D. REFER TO THE PHASING NARRATIVE FOR DETAILED INFORMATION CONCERNING THE TRANSITION FROM THE EXISTING TELECOMMUNICATIONS INFRASTRUCTURE TO THE NEW TELECOMMUNICATIONS INFRASTRUCTURE.



**F1** OVERALL DEMOLITION PLAN - GROUND LEVEL - TELECOM  
 SCALE: 1/8" = 1'-0"



Revisions:	Date:	<b>CONSULTANT</b> WileyWilson 127 Nationwide Drive Lynchburg, VA 24502 Phone: 434.947.1901 www.wileywilson.com	<b>SPECIALIZED ENGINEERING SOLUTIONS</b> Specialized Engineering Solutions 1300 Baxter Street, Suite 355 Charlotte, NC 28204	<b>ARCHITECT/ENGINEER OF RECORD</b> <b>Atriax</b> Atriax, pllc 703 Main Avenue SW PO Box 16229, Hickory, NC 28603 Phone: 828.315.9962 Fax: 828.315.9964 www.atriaxgroup.com NC Engineering License No.: P-0214 NC Architectural License No.: 51254	<b>STAMP</b> <b>Bicsi</b> REGISTERED COMMUNICATIONS DISTRIBUTION DESIGNER BICSI 107 # 239554 Expires 03/31/25 RCD 03/08/24	<b>Office of Construction and Facilities Management</b> U.S. Department of Veterans Affairs	Drawing Title <b>BUILDING 017 - GROUND LEVEL DEMO - TELECOM</b>	Phase <b>100% CONSTRUCTION DOCUMENTS</b>	Project Title <b>EHRM INFRASTRUCTURE UPGRADES</b>	Project Number <b>679-20-104</b>	
							Approved: Chief Engineer	FULLY SPRINKLERED	Location <b>TUSCALOOSA VAMC, TUSCALOOSA, AL.</b>	Building Number <b>017</b>	
								Issue Date <b>03/08/2024</b>	Checked <b>JMM</b>	Drawn <b>JEH</b>	Drawing Number <b>TD017.0</b>

1 2 3 4 5 6 7 8 9 10


A  
B  
C  
D  
E  
F

**KEYNOTES:**

1. REMOVE ALL HORIZONTAL PATHWAYS, CONDUIT, CABLE TRAY, CABLING, OUTLET BOXES, FACEPLATES, JACKS, PATCH PANELS AND EQUIPMENT THROUGHOUT THIS LEVEL. CABLE SHALL BE REMOVED FROM END TO END TO INCLUDE ALL TERMINATIONS. NO ABANDONED CABLE SHALL BE LEFT IN PLACE. ALL EXISTING END USER EQUIPMENT CONNECTED TO EXISTING HORIZONTAL INFRASTRUCTURE (COMPUTERS, PHONES, WIRELESS ACCESS POINTS, ETC.) SHALL REMAIN IN PLACE AND BE CONNECTED TO NEW HORIZONTAL PERMANENT LINK AT THE TIME OF CUTOVER PRIOR TO DEMOLITION.

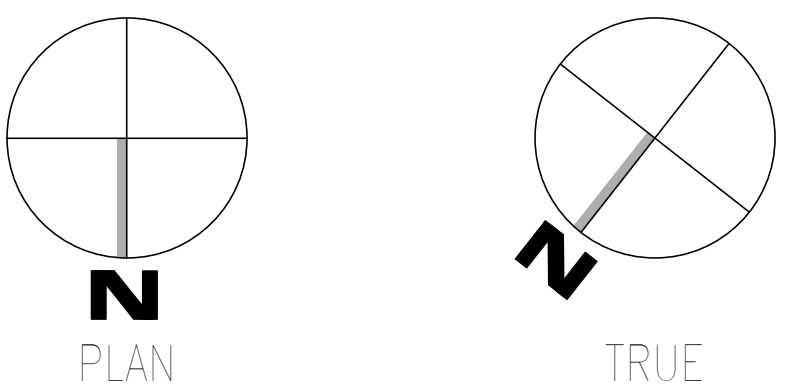
**GENERAL NOTES:**

- A. SEE SHEET TG001 FOR SYMBOLS LEGEND AND ADDITIONAL PROJECT NOTES.
- B. SEE SHEET TG003 & TN600 SERIES DRAWINGS FOR BACKBONE CABLING REQUIREMENTS TO EACH BUILDING.
- C. ALL EXISTING TELECOMMUNICATIONS INFRASTRUCTURE SHALL BE PROTECTED IN PLACE AND REMAIN ONLINE UNTIL THE NEW TELECOMMUNICATIONS INFRASTRUCTURE HAS BEEN INSTALLED, TESTED, AND CERTIFIED.
- D. REFER TO THE PHASING NARRATIVE FOR DETAILED INFORMATION CONCERNING THE TRANSITION FROM THE EXISTING TELECOMMUNICATIONS INFRASTRUCTURE TO THE NEW TELECOMMUNICATIONS INFRASTRUCTURE.



**F1** OVERALL PLAN - BASEMENT LEVEL DEMO - TELECOM

SCALE: 1/8" = 1'-0"



Revisions:	<b>CONSULTANT</b>  WileyWilson 127 Nationwide Drive Lynchburg, VA 24502 Phone: 434.947.1901 www.wileywilson.com		<b>ARCHITECT/ENGINEER OF RECORD</b>		<b>Office of Construction and Facilities Management</b> U.S. Department of Veterans Affairs	Drawing Title <b>BUILDING 018 - BASEMENT LEVEL DEMO - TELECOM</b>	Phase <b>100% CONSTRUCTION DOCUMENTS</b>	Project Title <b>EHRM INFRASTRUCTURE UPGRADES</b>	Project Number <b>679-20-104</b>		
	Date:	<b>SPECIALIZED ENGINEERING SOLUTIONS</b> Specialized Engineering Solutions 1300 Baxter Street, Suite 355 Charlotte, NC 28204		<b>Atriax GROUP</b> www.atriaxgroup.com Atriax, pllc 703 Main Avenue SW PO Box 1629, Hickory, NC 28603 Phone: 828.315.9962 Fax: 828.315.9964 NC Engineering License No.: P-0214 NC Architectural License No.: 51254		<b>Bicsi</b> Registered Communications Distributor/Reseller 1300 Baxter Street, Suite 355 Charlotte, NC 28204 03/08/24	Approved: Chief Engineer	<b>FULLY SPRINKLERED</b>	Location <b>TUSCALOOSA VAMC, TUSCALOOSA, AL.</b>	Building Number <b>018</b>	
								Issue Date <b>03/08/2024</b>	Checked <b>JMM</b>	Drawn <b>JEH</b>	Drawing Number <b>TD018.B</b>

1 2 3 4 5 6 7 8 9 10

**KEYNOTES:**

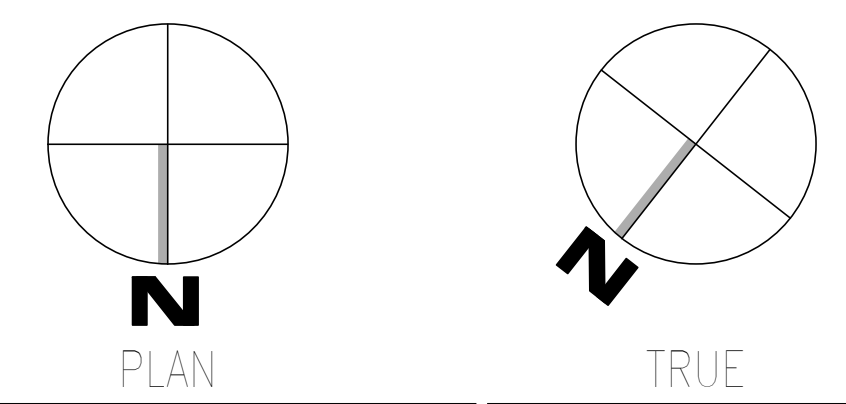
1. REMOVE ALL HORIZONTAL PATHWAYS, CONDUIT, CABLE TRAY, CABLING, OUTLET BOXES, FACEPLATES, JACKS, PATCH PANELS AND EQUIPMENT THROUGHOUT THIS LEVEL. CABLE SHALL BE REMOVED FROM END TO END TO INCLUDE ALL TERMINATIONS. NO ABANDONED CABLE SHALL BE LEFT IN PLACE. ALL EXISTING END USER EQUIPMENT CONNECTED TO EXISTING HORIZONTAL INFRASTRUCTURE (COMPUTERS, PHONES, WIRELESS ACCESS POINTS, ETC.) SHALL REMAIN IN PLACE AND BE CONNECTED TO NEW HORIZONTAL PERMANENT LINK AT THE TIME OF CUTOVER PRIOR TO DEMOLITION.

**GENERAL NOTES:**

- SEE SHEET TG001 FOR SYMBOLS LEGEND AND ADDITIONAL PROJECT NOTES.
- SEE SHEET TG003 & TN600 SERIES DRAWINGS FOR BACKBONE CABLING REQUIREMENTS TO EACH BUILDING.
- ALL EXISTING TELECOMMUNICATIONS INFRASTRUCTURE SHALL BE PROTECTED IN PLACE AND REMAIN ONLINE UNTIL THE NEW TELECOMMUNICATIONS INFRASTRUCTURE HAS BEEN INSTALLED, TESTED, AND CERTIFIED.
- REFER TO THE PHASING NARRATIVE FOR DETAILED INFORMATION CONCERNING THE TRANSITION FROM THE EXISTING TELECOMMUNICATIONS INFRASTRUCTURE TO THE NEW TELECOMMUNICATIONS INFRASTRUCTURE.



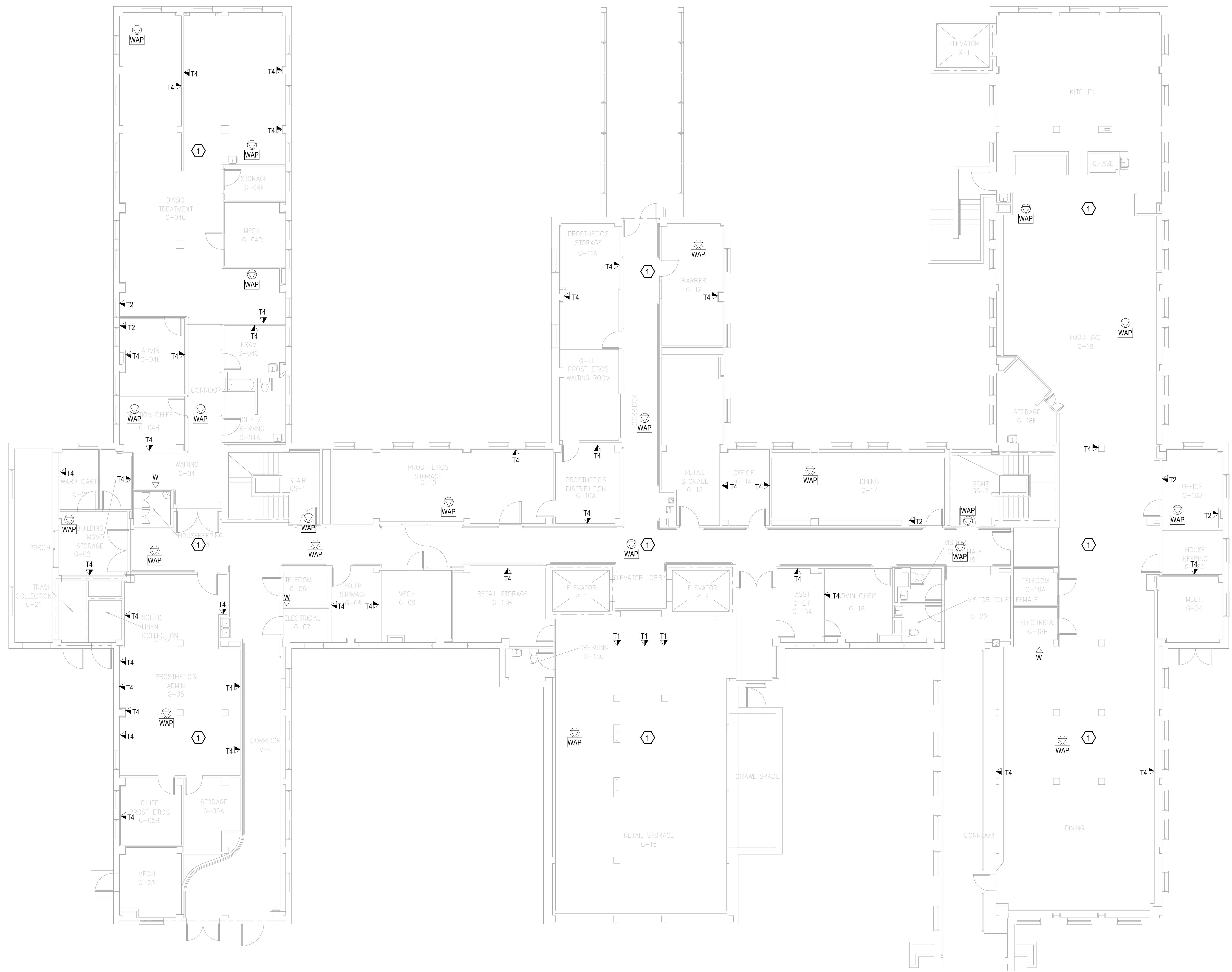
**F1 OVERALL PLAN - LEVEL 01 DEMO - TELECOM**  
SCALE: 1/8" = 1'-0"



Revisions: Date:	<b>CONSULTANT</b>  WileyWilson 127 Nationwide Drive Lynchburg, VA 24502 Phone: 434.947.1901 www.wileywilson.com	 <b>SPECIALIZED ENGINEERING SOLUTIONS</b> Specialized Engineering Solutions 1300 Baxter Street, Suite 355 Charlotte, NC 28204	<b>ARCHITECT/ENGINEER OF RECORD</b>  Atriax, pllc 703 Main Avenue SW PO Box 1629, Hickory, NC 28603 Phone: 828.315.9962 Fax: 828.315.9964 www.atriaxgroup.com NC Engineering License No.: P-0214 NC Architectural License No.: 51254	<b>STAMP</b>  REGISTERED COMMUNICATIONS DISTRIBUTION DESIGNER Bicsi Joseph M. McNeil BICSI ID # 219954 Expires 03/31/25 RCD 03/08/24	<b>Office of Construction and Facilities Management</b>  U.S. Department of Veterans Affairs	Drawing Title <b>BUILDING 018 - LEVEL 01 DEMO - TELECOM</b>	Phase <b>100% CONSTRUCTION DOCUMENTS</b>	Project Title <b>EHRM INFRASTRUCTURE UPGRADES</b>	Project Number <b>679-20-104</b>		
						Approved: Chief Engineer	<b>FULLY SPRINKLERED</b>	Location <b>TUSCALOOSA VAMC, TUSCALOOSA, AL.</b>	Building Number <b>018</b>		
								Issue Date <b>03/08/2024</b>	Checked <b>JMM</b>	Drawn <b>JEH</b>	Drawing Number <b>TD018.1</b>



A  
B  
C  
D  
E  
F



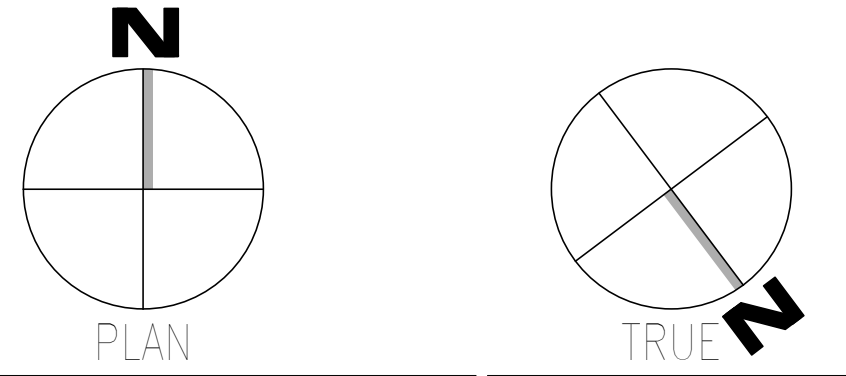
**GENERAL NOTES:**

- SEE SHEET TG001 FOR SYMBOLS LEGEND AND ADDITIONAL PROJECT NOTES.
- SEE SHEET TG003 & TN003 SERIES DRAWINGS FOR BACKBONE CABLING REQUIREMENTS TO EACH BUILDING.
- ALL EXISTING TELECOMMUNICATIONS INFRASTRUCTURE SHALL BE PROTECTED IN PLACE AND REMAIN ONLINE UNTIL THE NEW TELECOMMUNICATIONS INFRASTRUCTURE HAS BEEN INSTALLED, TESTED, AND CERTIFIED.
- REFER TO THE PHASING NARRATIVE FOR DETAILED INFORMATION CONCERNING THE TRANSITION FROM THE EXISTING TELECOMMUNICATIONS INFRASTRUCTURE TO THE NEW TELECOMMUNICATIONS INFRASTRUCTURE.

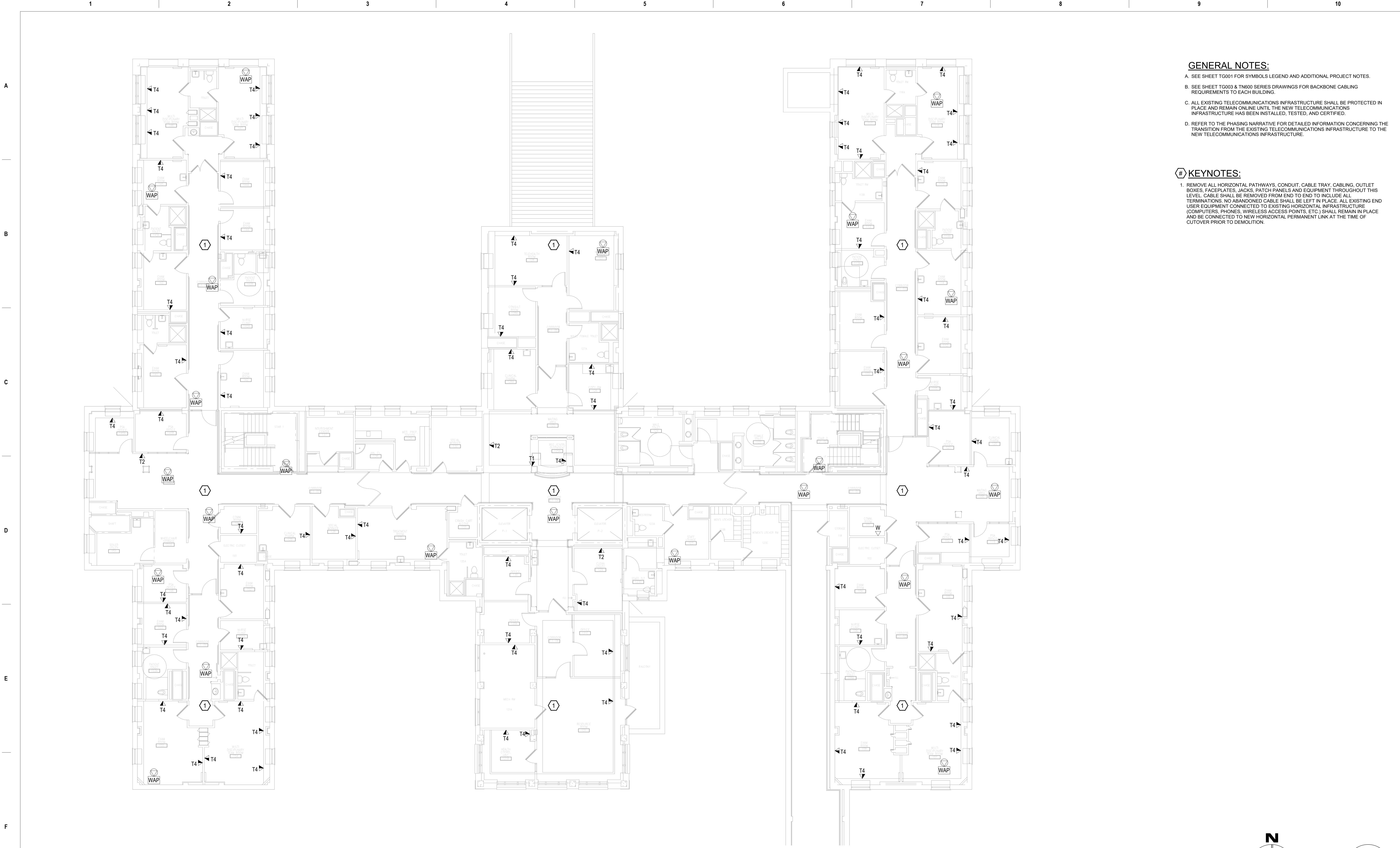
**KEYNOTES:**

- REMOVE ALL HORIZONTAL PATHWAYS, CONDUIT, CABLE TRAY, CABLING, OUTLET BOXES, FACEPLATES, JACKS, PATCH PANELS AND EQUIPMENT THROUGHOUT THIS LEVEL. CABLE SHALL BE REMOVED FROM END TO END TO INCLUDE ALL TERMINATIONS. NO ABANDONED CABLE SHALL BE LEFT IN PLACE. ALL EXISTING END USER EQUIPMENT CONNECTED TO EXISTING HORIZONTAL INFRASTRUCTURE (COMPUTERS, PHONES, WIRELESS ACCESS POINTS, ETC.) SHALL REMAIN IN PLACE AND BE CONNECTED TO NEW HORIZONTAL PERMANENT LINK AT THE TIME OF CUTOVER PRIOR TO DEMOLITION.

**F1 OVERALL DEMOLITION PLAN - GROUND LEVEL**  
SCALE: 1/8" = 1'-0"



<p><b>CONSULTANT</b></p> <p><b>WileyWilson</b> 127 Nationwide Drive Lynchburg, VA 24502 Phone: 434.947.1901 www.wileywilson.com</p>		<p><b>SPECIALIZED ENGINEERING SOLUTIONS</b> 1300 Baxter Street, Suite 355 Charlotte, NC 28204</p>		<p><b>ARCHITECT/ENGINEER OF RECORD</b></p> <p><b>Atriax GROUP</b> www.atriaxgroup.com</p>		<p><b>STAMP</b></p> <p><b>Bicsi</b> REGISTERED COMMUNICATIONS DISTRIBUTION DESIGNER BICSI REG # 239954 Expires 03/31/25 03/08/24</p>		<p><b>Office of Construction and Facilities Management</b></p> <p><b>VA</b> U.S. Department of Veterans Affairs</p>		<p><b>Drawing Title</b> <b>BUILDING 038 - GROUND LEVEL DEMO - TELECOM</b></p> <p>Approved: Chief Engineer</p>		<p><b>Phase</b> <b>100% CONSTRUCTION DOCUMENTS</b></p>		<p><b>Project Title</b> <b>EHRM INFRASTRUCTURE UPGRADES</b></p>		<p><b>Project Number</b> 679-20-104</p> <p><b>Building Number</b> 038</p>	
<p><b>Revisions:</b></p>		<p><b>Date:</b></p>		<p><b>Location</b> TUSCALOOSA VAMC, TUSCALOOSA, AL.</p>		<p><b>Issue Date</b> 03/08/2024</p>		<p><b>Checked</b> JMM</p>		<p><b>Drawn</b> JEH</p>		<p><b>Drawing Number</b> <b>TD038.0</b></p>					



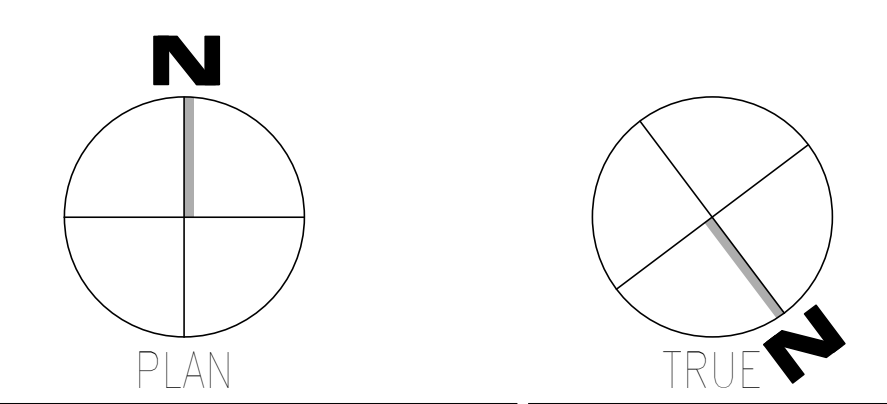
**GENERAL NOTES:**

- SEE SHEET TG001 FOR SYMBOLS LEGEND AND ADDITIONAL PROJECT NOTES.
- SEE SHEET TG003 & TN003 SERIES DRAWINGS FOR BACKBONE CABLING REQUIREMENTS TO EACH BUILDING.
- ALL EXISTING TELECOMMUNICATIONS INFRASTRUCTURE SHALL BE PROTECTED IN PLACE AND REMAIN ONLINE UNTIL THE NEW TELECOMMUNICATIONS INFRASTRUCTURE HAS BEEN INSTALLED, TESTED, AND CERTIFIED.
- REFER TO THE PHASING NARRATIVE FOR DETAILED INFORMATION CONCERNING THE TRANSITION FROM THE EXISTING TELECOMMUNICATIONS INFRASTRUCTURE TO THE NEW TELECOMMUNICATIONS INFRASTRUCTURE.

**KEYNOTES:**

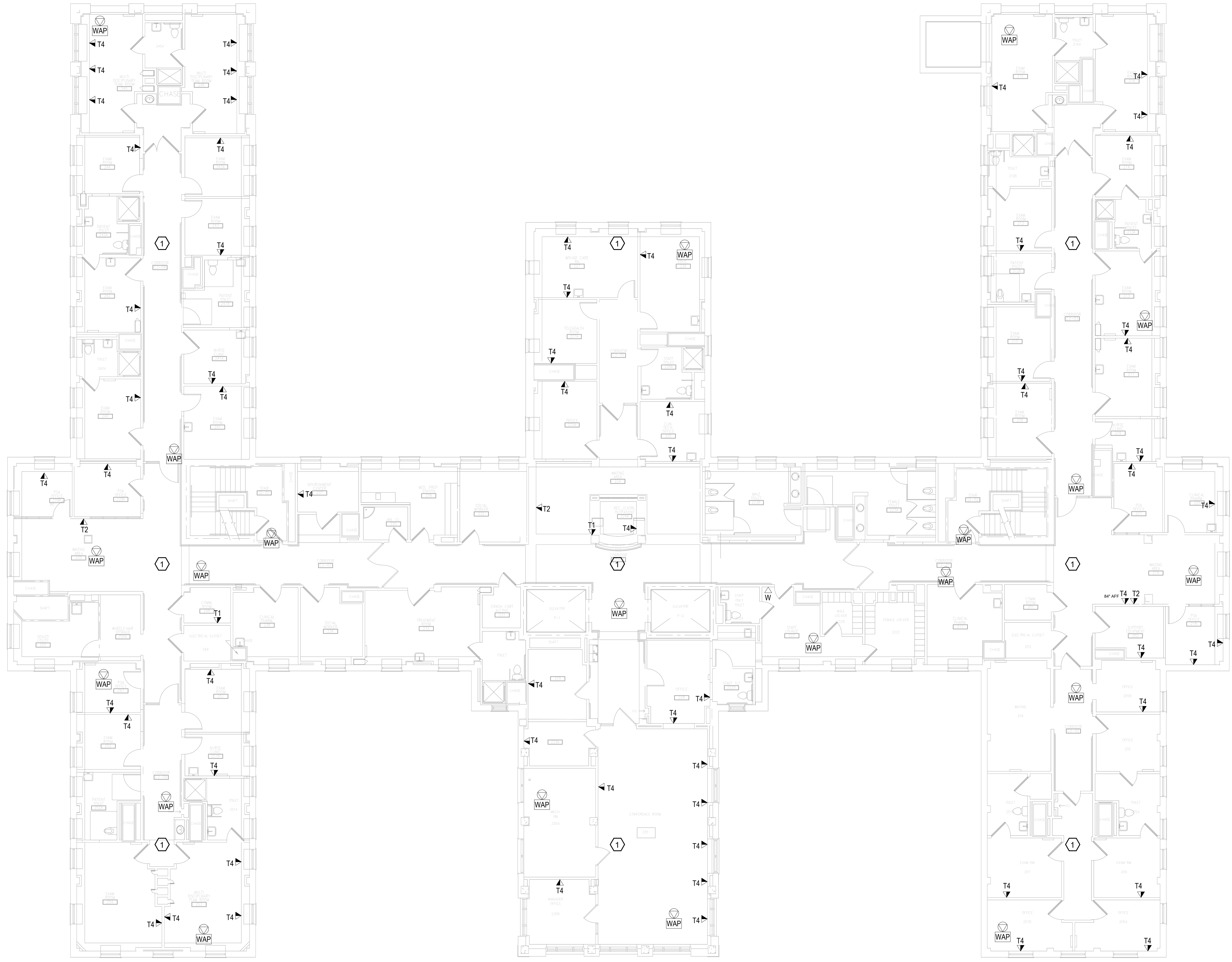
- REMOVE ALL HORIZONTAL PATHWAYS, CONDUIT, CABLE TRAY, CABLING, OUTLET BOXES, FACEPLATES, JACKS, PATCH PANELS AND EQUIPMENT THROUGHOUT THIS LEVEL. CABLE SHALL BE REMOVED FROM END TO END TO INCLUDE ALL TERMINATIONS. NO ABANDONED CABLE SHALL BE LEFT IN PLACE. ALL EXISTING END USER EQUIPMENT CONNECTED TO EXISTING HORIZONTAL INFRASTRUCTURE (COMPUTERS, PHONES, WIRELESS ACCESS POINTS, ETC.) SHALL REMAIN IN PLACE AND BE CONNECTED TO NEW HORIZONTAL PERMANENT LINK AT THE TIME OF CUTOVER PRIOR TO DEMOLITION.

**F1** OVERALL DEMOLITION PLAN - LEVEL 01  
SCALE: 1/8" = 1'-0"



Revisions: 1 Date:	<b>CONSULTANT</b>  WileyWilson 127 Nationwide Drive Lynchburg, VA 24502 Phone: 434.947.1901 www.wileywilson.com	<b>SPECIALIZED ENGINEERING SOLUTIONS</b>  Specialized Engineering Solutions 1300 Baxter Street, Suite 355 Charlotte, NC 28204	<b>ARCHITECT/ENGINEER OF RECORD</b>  Atriax, pllc 703 Main Avenue SW PO Box 1629, Hickory, NC 28603 Phone: 828.315.9962 Fax: 828.315.9964 www.atriaxgroup.com NC Engineering License No.: P-0214 NC Architectural License No.: 51254	<b>STAMP</b>  Bicsi Registered Communications Distributor BICSI ID # 239534 Expires 03/31/25 RCDD 03/08/24	<b>Office of Construction and Facilities Management</b>  U.S. Department of Veterans Affairs	Drawing Title <b>BUILDING 038 - LEVEL 01 DEMO - TELECOM</b>	Phase <b>100% CONSTRUCTION DOCUMENTS</b>	Project Title <b>EHRM INFRASTRUCTURE UPGRADES</b>	Project Number <b>679-20-104</b>
						Approved: Chief Engineer	<b>FULLY SPRINKLERED</b>	Location <b>TUSCALOOSA VAMC, TUSCALOOSA, AL.</b>	Building Number <b>038</b>

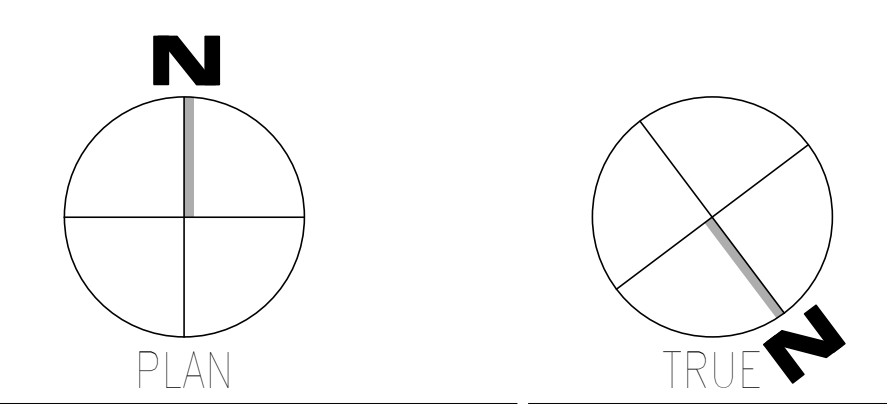
A  
B  
C  
D  
E  
F



- GENERAL NOTES:**
- A. SEE SHEET TG001 FOR SYMBOLS LEGEND AND ADDITIONAL PROJECT NOTES.
  - B. SEE SHEET TG003 & TN000 SERIES DRAWINGS FOR BACKBONE CABLING REQUIREMENTS TO EACH BUILDING.
  - C. ALL EXISTING TELECOMMUNICATIONS INFRASTRUCTURE SHALL BE PROTECTED IN PLACE AND REMAIN ONLINE UNTIL THE NEW TELECOMMUNICATIONS INFRASTRUCTURE HAS BEEN INSTALLED, TESTED, AND CERTIFIED.
  - D. REFER TO THE PHASING NARRATIVE FOR DETAILED INFORMATION CONCERNING THE TRANSITION FROM THE EXISTING TELECOMMUNICATIONS INFRASTRUCTURE TO THE NEW TELECOMMUNICATIONS INFRASTRUCTURE.

- KEYNOTES:**
- 1. REMOVE ALL HORIZONTAL PATHWAYS, CONDUIT, CABLE TRAY, CABLING, OUTLET BOXES, FACEPLATES, JACKS, PATCH PANELS AND EQUIPMENT THROUGHOUT THIS LEVEL. CABLE SHALL BE REMOVED FROM END TO END TO INCLUDE ALL TERMINATIONS. NO ABANDONED CABLE SHALL BE LEFT IN PLACE. ALL EXISTING END USER EQUIPMENT CONNECTED TO EXISTING HORIZONTAL INFRASTRUCTURE (COMPUTERS, PHONES, WIRELESS ACCESS POINTS, ETC.) SHALL REMAIN IN PLACE AND BE CONNECTED TO NEW HORIZONTAL PERMANENT LINK AT THE TIME OF CUTOVER PRIOR TO DEMOLITION.

**F1** OVERALL DEMOLITION PLAN - LEVEL 02  
SCALE: 1/8" = 1'-0"

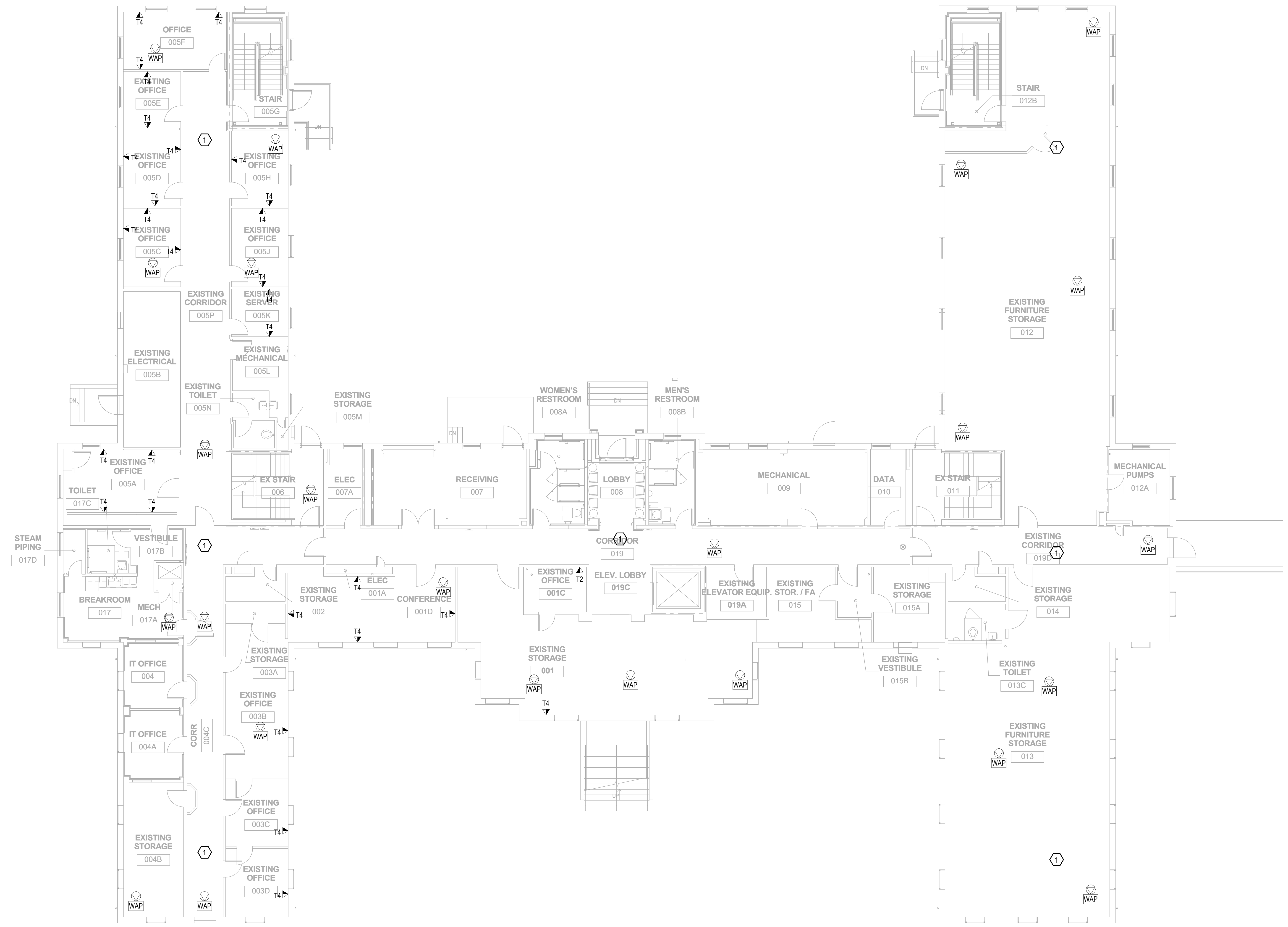


Revisions:	<b>CONSULTANT</b> Wiley Wilson 127 Nationwide Drive Lynchburg, VA 24502 Phone: 434.947.1901 www.wileywilson.com		<b>SPECIALIZED ENGINEERING SOLUTIONS</b> Specialized Engineering Solutions 1300 Baxter Street, Suite 355 Charlotte, NC 28204		<b>ARCHITECT/ENGINEER OF RECORD</b> Atriax www.atriaxgroup.com Atriax, plc 703 Main Avenue SW PO Box 1629, Hickory, NC 28603 Phone: 828.315.9962 Fax: 828.315.9964 NC Engineering License No.: P-0214 NC Architectural License No.: 51254		<b>STAMP</b> REGISTERED COMMUNICATIONS DISTRIBUTION DESIGNER Bicsi BICSI ID # 239554 Expires 03/31/25 RCDD 03/08/24		<b>Office of Construction and Facilities Management</b> VA U.S. Department of Veterans Affairs		Drawing Title <b>BUILDING 038 - LEVEL 02 DEMO - TELECOM</b> Approved: Chief Engineer		Phase <b>100% CONSTRUCTION DOCUMENTS</b>		Project Title <b>EHRM INFRASTRUCTURE UPGRADES</b> Project Number <b>679-20-104</b> Building Number <b>038</b>	
	Date:										FULLY SPRINKLERED		Location <b>TUSCALOOSA VAMC, TUSCALOOSA, AL.</b> Issue Date <b>03/08/2024</b> Checked <b>JMM</b> Drawn <b>JEH</b>		Drawing Number <b>TD038.2</b>	

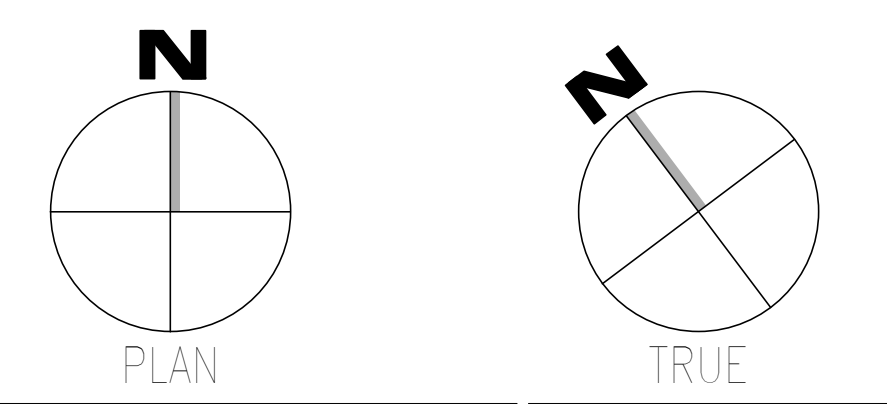
A  
B  
C  
D  
E  
F

- GENERAL NOTES:**
- A. SEE SHEET TG001 FOR SYMBOLS LEGEND AND ADDITIONAL PROJECT NOTES.
  - B. SEE SHEET TG003 & TN003 SERIES DRAWINGS FOR BACKBONE CABLING REQUIREMENTS TO EACH BUILDING.
  - C. ALL EXISTING TELECOMMUNICATIONS INFRASTRUCTURE SHALL BE PROTECTED IN PLACE AND REMAIN ONLINE UNTIL THE NEW TELECOMMUNICATIONS INFRASTRUCTURE HAS BEEN INSTALLED, TESTED, AND CERTIFIED.
  - D. REFER TO THE PHASING NARRATIVE FOR DETAILED INFORMATION CONCERNING THE TRANSITION FROM THE EXISTING TELECOMMUNICATIONS INFRASTRUCTURE TO THE NEW TELECOMMUNICATIONS INFRASTRUCTURE.

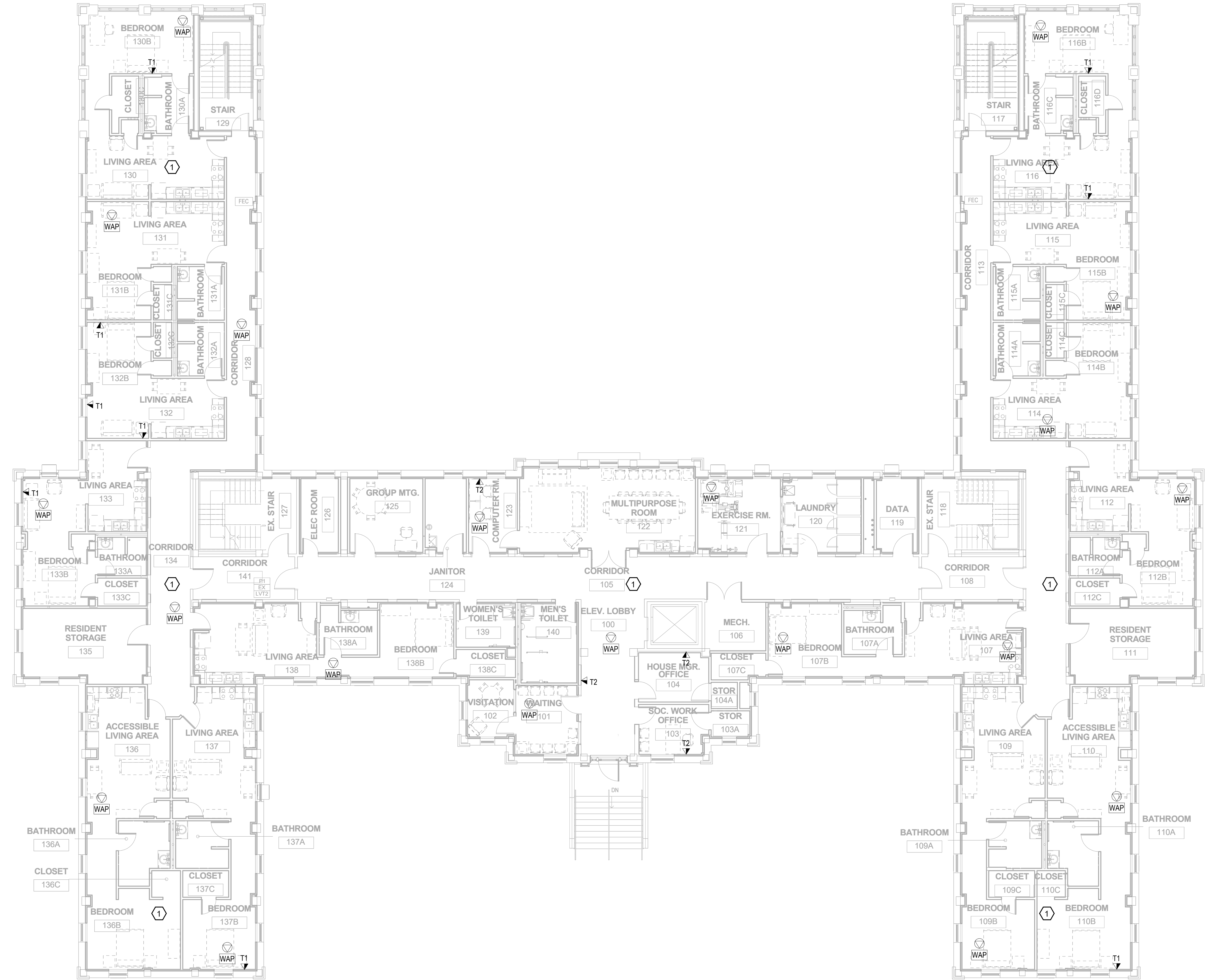
- KEYNOTES:**
- 1. REMOVE ALL HORIZONTAL PATHWAYS, CONDUIT, CABLE TRAY, CABLING, OUTLET BOXES, FACEPLATES, JACKS, PATCH PANELS AND EQUIPMENT THROUGHOUT THIS LEVEL. CABLE SHALL BE REMOVED FROM END TO END TO INCLUDE ALL TERMINATIONS. NO ABANDONED CABLE SHALL BE LEFT IN PLACE. ALL EXISTING END USER EQUIPMENT CONNECTED TO EXISTING HORIZONTAL INFRASTRUCTURE (COMPUTERS, PHONES, WIRELESS ACCESS POINTS, ETC.) SHALL REMAIN IN PLACE AND BE CONNECTED TO NEW HORIZONTAL PERMANENT LINK AT THE TIME OF CUTOVER PRIOR TO DEMOLITION.



**OVERALL DEMOLITION PLAN - GROUND LEVEL - TELECOM**  
 SCALE: 1/8" = 1'-0"



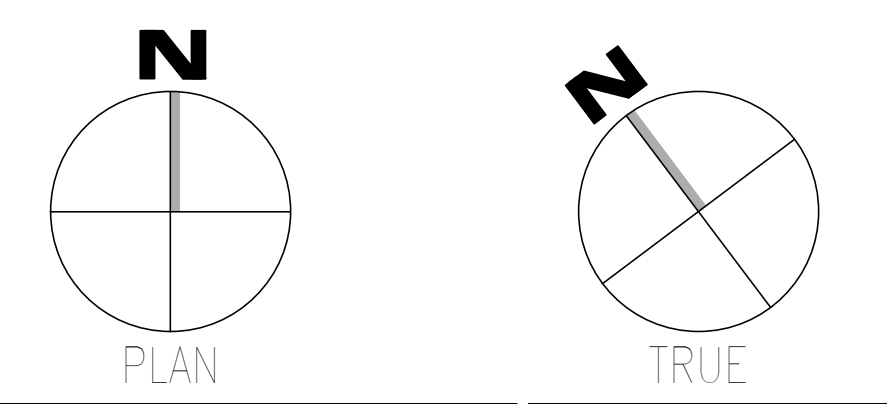
Revisions: 1 Date:	<b>CONSULTANT</b>  WileyWilson 127 Nationwide Drive Lynchburg, VA 24502 Phone: 434.947.1901 www.wileywilson.com	<b>ARCHITECT/ENGINEER OF RECORD</b>  Atriax, pllc 703 Main Avenue SW PO Box 1629, Hickory, NC 28603 Phone: 828.315.9962 Fax: 828.315.9964 www.atriaxgroup.com NC Engineering License No.: P-0214 NC Architectural License No.: 51254	<b>STAMP</b>  Bicsi REGISTERED COMMUNICATIONS DISTRIBUTION DESIGNER BICSI 107 # 239554 Expires 03/31/25 RCD 03/08/24	Office of Construction and Facilities Management  U.S. Department of Veterans Affairs	Drawing Title <b>BUILDING 039 - GROUND                  LEVEL DEMO - TELECOM</b> Approved: Chief Engineer	Phase <b>100% CONSTRUCTION                  DOCUMENTS</b> <b>FULLY SPRINKLERED</b>	Project Title <b>EHRM INFRASTRUCTURE UPGRADES</b> Location <b>TUSCALOOSA VAMC, TUSCALOOSA, AL.</b> Issue Date 03/08/2024	Project Number <b>679-20-104</b> Building Number <b>039</b> Drawing Number <b>TD039.0</b> Checked JMM Drawn JEH



- GENERAL NOTES:**
- A. SEE SHEET T6001 FOR SYMBOLS LEGEND AND ADDITIONAL PROJECT NOTES.
  - B. SEE SHEET T6003 & T6005 SERIES DRAWINGS FOR BACKBONE CABLING REQUIREMENTS TO EACH BUILDING.
  - C. ALL EXISTING TELECOMMUNICATIONS INFRASTRUCTURE SHALL BE PROTECTED IN PLACE AND REMAIN ONLINE UNTIL THE NEW TELECOMMUNICATIONS INFRASTRUCTURE HAS BEEN INSTALLED, TESTED, AND CERTIFIED.
  - D. REFER TO THE PHASING NARRATIVE FOR DETAILED INFORMATION CONCERNING THE TRANSITION FROM THE EXISTING TELECOMMUNICATIONS INFRASTRUCTURE TO THE NEW TELECOMMUNICATIONS INFRASTRUCTURE.

- KEYNOTES:**
- 1. REMOVE ALL HORIZONTAL PATHWAYS, CONDUIT, CABLE TRAY, CABLING, OUTLET BOXES, FACEPLATES, JACKS, PATCH PANELS AND EQUIPMENT THROUGHOUT THIS LEVEL. CABLE SHALL BE REMOVED FROM END TO END TO INCLUDE ALL TERMINATIONS. NO ABANDONED CABLE SHALL BE LEFT IN PLACE. ALL EXISTING END USER EQUIPMENT CONNECTED TO EXISTING HORIZONTAL INFRASTRUCTURE (COMPUTERS, PHONES, WIRELESS ACCESS POINTS, ETC.) SHALL REMAIN IN PLACE AND BE CONNECTED TO NEW HORIZONTAL PERMANENT LINK AT THE TIME OF CUTOVER PRIOR TO DEMOLITION.

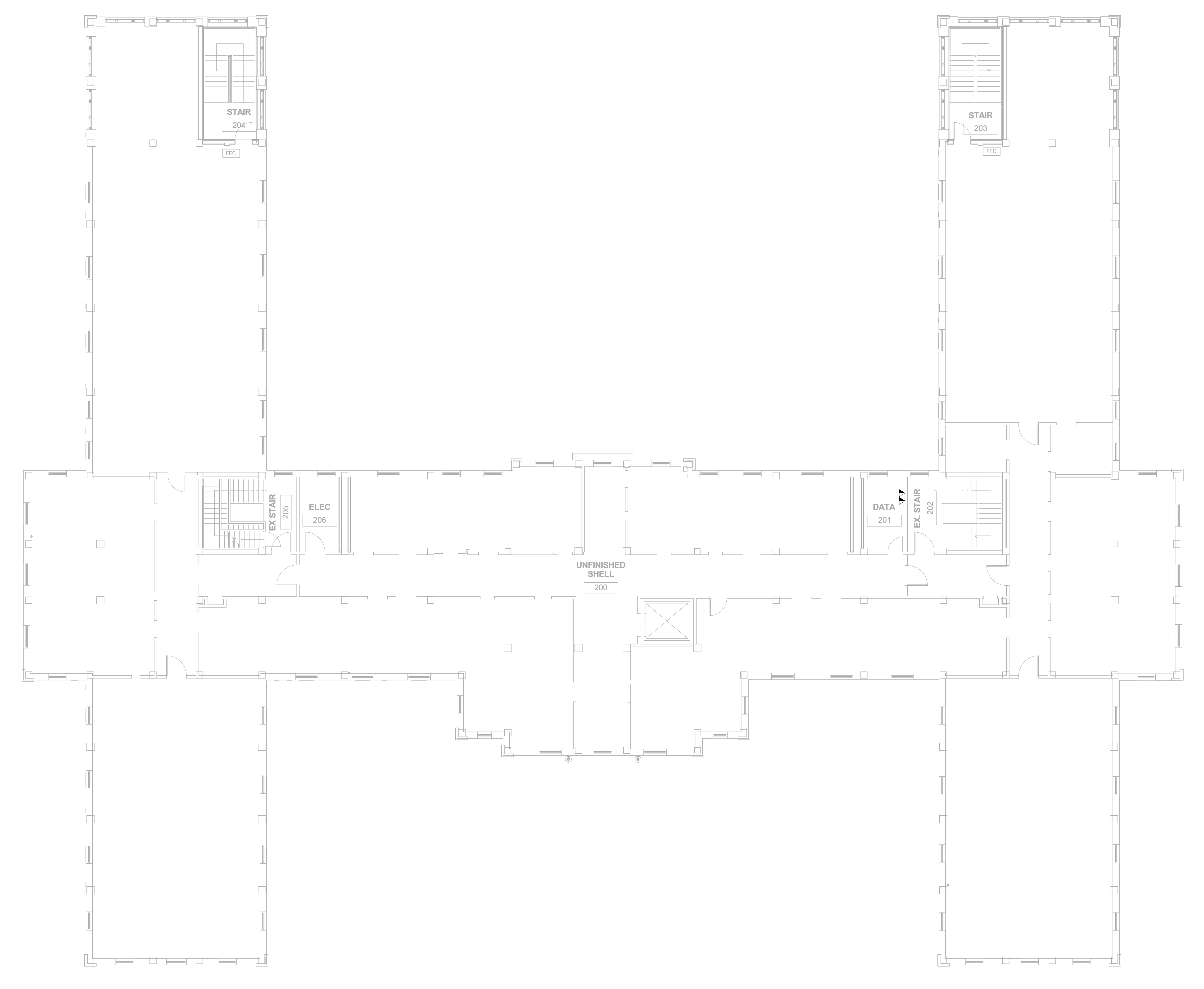
**F1** OVERALL DEMOLITION PLAN - LEVEL 01 - TELECOM  
SCALE: 1/8" = 1'-0"



Revisions: _____ Date: _____	<b>CONSULTANT</b> WILEY WILSON 127 Nationwide Drive Lynchburg, VA 24502 Phone: 434.947.1901 www.wileywilson.com	<b>ARCHITECT/ENGINEER OF RECORD</b> Atriax, plc 703 Main Avenue SW PO Box 1629, Hickory, NC 28603 Phone: 828.315.9962 Fax: 828.315.9964 www.atriaxgroup.com NC Engineering License No.: P-0214 NC Architectural License No.: 51254	<b>STAMP</b> Bicsi Registered Communications Distributor BICSI REG # 239554 Expires 03/31/25 03/08/24	Office of Construction and Facilities Management U.S. Department of Veterans Affairs	Drawing Title <b>BUILDING 039 - LEVEL 01                  DEMO - TELECOM</b> Approved: Chief Engineer	Phase <b>100% CONSTRUCTION                  DOCUMENTS</b> <b>FULLY SPRINKLERED</b>	Project Title EHRM INFRASTRUCTURE UPGRADES Project Number 679-20-104 Building Number 039 Location TUSCALOOSA VAMC, TUSCALOOSA, AL. Issue Date 03/08/2024 Checked JMM Drawn JEH	Drawing Number <b>TD039.1</b>
---------------------------------	--	--	--	---	---	--	---	----------------------------------

1 2 3 4 5 6 7 8 9 10

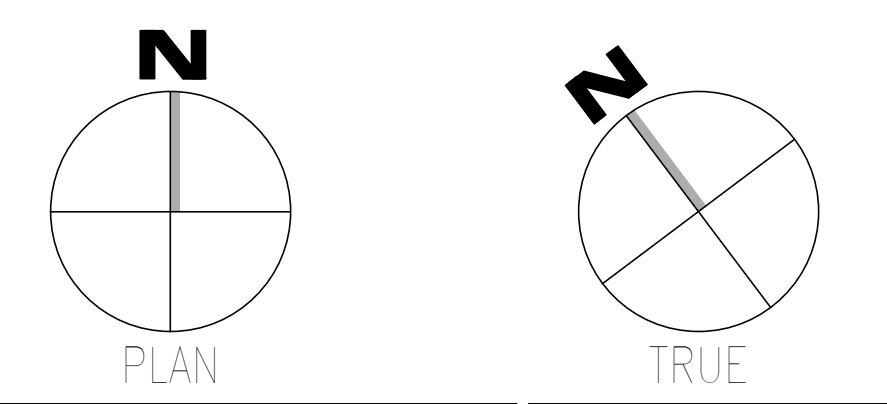
A  
B  
C  
D  
E  
F



- GENERAL NOTES:**
- A. SEE SHEET TG001 FOR SYMBOLS LEGEND AND ADDITIONAL PROJECT NOTES.
  - B. SEE SHEET TG003 & TN003 SERIES DRAWINGS FOR BACKBONE CABLING REQUIREMENTS TO EACH BUILDING.
  - C. ALL EXISTING TELECOMMUNICATIONS INFRASTRUCTURE SHALL BE PROTECTED IN PLACE AND REMAIN ONLINE UNTIL THE NEW TELECOMMUNICATIONS INFRASTRUCTURE HAS BEEN INSTALLED, TESTED, AND CERTIFIED.
  - D. REFER TO THE PHASING NARRATIVE FOR DETAILED INFORMATION CONCERNING THE TRANSITION FROM THE EXISTING TELECOMMUNICATIONS INFRASTRUCTURE TO THE NEW TELECOMMUNICATIONS INFRASTRUCTURE.

- KEYNOTES:**
1. REMOVE ALL HORIZONTAL PATHWAYS, CONDUIT, CABLE TRAY, CABLING, OUTLET BOXES, FACEPLATES, JACKS, PATCH PANELS AND EQUIPMENT THROUGHOUT THIS LEVEL. CABLE SHALL BE REMOVED FROM END TO END TO INCLUDE ALL TERMINATIONS. NO ABANDONED CABLE SHALL BE LEFT IN PLACE. ALL EXISTING END USER EQUIPMENT CONNECTED TO EXISTING HORIZONTAL INFRASTRUCTURE (COMPUTERS, PHONES, WIRELESS ACCESS POINTS, ETC.) SHALL REMAIN IN PLACE AND BE CONNECTED TO NEW HORIZONTAL PERMANENT LINK AT THE TIME OF CUTOVER PRIOR TO DEMOLITION.

**F1** OVERALL DEMOLITION PLAN - LEVEL 02 - TELECOM  
SCALE: 1/8" = 1'-0"



Revisions:	Date:	<b>CONSULTANT</b>  127 Nationwide Drive Lynchburg, VA 24502 Phone: 434.947.1901 www.wileywilson.com		 <b>SPECIALIZED ENGINEERING SOLUTIONS</b> Specialized Engineering Solutions 1300 Baxter Street, Suite 355 Charlotte, NC 28204		<b>ARCHITECT/ENGINEER OF RECORD</b>		<b>STAMP</b> 	Office of Construction and Facilities Management U.S. Department of Veterans Affairs		Drawing Title <b>BUILDING 039 - LEVEL 02 DEMO - TELECOM</b> Approved: Chief Engineer		Phase <b>100% CONSTRUCTION DOCUMENTS</b>		Project Title <b>EHRM INFRASTRUCTURE UPGRADES</b> Location <b>TUSCALOOSA VAMC, TUSCALOOSA, AL.</b> Issue Date <b>03/08/2024</b>		Project Number <b>679-20-104</b> Building Number <b>039</b> Drawing Number <b>TD039.2</b>	
												FULLY SPRINKLERED Checked <b>JMM</b> Drawn <b>JEH</b>						

1 2 3 4 5 6 7 8 9 10

1

2

3

4

5

6

7

8

9

10

A

B

C

D

E

F

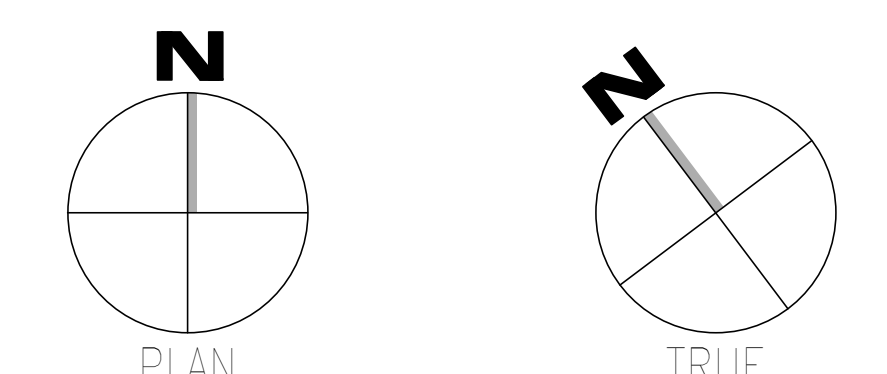


**GENERAL NOTES:**

- A. SEE SHEET TG001 FOR SYMBOLS LEGEND AND ADDITIONAL PROJECT NOTES.
- B. SEE SHEET TG003 & TN003 SERIES DRAWINGS FOR BACKBONE CABLING REQUIREMENTS TO EACH BUILDING.
- C. ALL EXISTING TELECOMMUNICATIONS INFRASTRUCTURE SHALL BE PROTECTED IN PLACE AND REMAIN ONLINE UNTIL THE NEW TELECOMMUNICATIONS INFRASTRUCTURE HAS BEEN INSTALLED, TESTED, AND CERTIFIED.
- D. REFER TO THE PHASING NARRATIVE FOR DETAILED INFORMATION CONCERNING THE TRANSITION FROM THE EXISTING TELECOMMUNICATIONS INFRASTRUCTURE TO THE NEW TELECOMMUNICATIONS INFRASTRUCTURE.

**KEYNOTES:**

- 1. REMOVE ALL HORIZONTAL PATHWAYS, CONDUIT, CABLE TRAY, CABLING, OUTLET BOXES, FACEPLATES, JACKS, PATCH PANELS AND EQUIPMENT THROUGHOUT THIS LEVEL. CABLE SHALL BE REMOVED FROM END TO END TO INCLUDE ALL TERMINATIONS. NO ABANDONED CABLE SHALL BE LEFT IN PLACE. ALL EXISTING END USER EQUIPMENT CONNECTED TO EXISTING HORIZONTAL INFRASTRUCTURE (COMPUTERS, PHONES, WIRELESS ACCESS POINTS, ETC.) SHALL REMAIN IN PLACE AND BE CONNECTED TO NEW HORIZONTAL PERMANENT LINK AT THE TIME OF CUTOVER PRIOR TO DEMOLITION.



**F1** OVERALL DEMOLITION PLAN - BASEMENT LEVEL - TELECOM  
SCALE: 1/8" = 1'-0"

		<b>CONSULTANT</b>  WileyWilson 127 Nationwide Drive Lynchburg, VA 24502 Phone: 434.947.1901 www.wileywilson.com		<b>SPECIALIZED ENGINEERING SOLUTIONS</b>  Specialized Engineering Solutions 1300 Baxter Street, Suite 355 Charlotte, NC 28204		<b>ARCHITECT/ENGINEER OF RECORD</b>		<b>STAMP</b>  Atriax, pllc 703 Main Avenue SW PO Box 1629, Hickory, NC 28603 Phone: 828.315.9962 Fax: 828.315.9964 www.atriaxgroup.com NC Engineering License No.: P-0214 NC Architectural License No.: 51254		 REGISTERED COMMUNICATIONS DISTRIBUTION DESIGNER Bicsi 3804 Old Meigs Rd. BATESVILLE, TN 37625 (615) 221-9554 bicsi.com 03/08/24		<b>Office of Construction and Facilities Management</b> U.S. Department of Veterans Affairs		Drawing Title <b>BUILDING 040 - BASEMENT LEVEL DEMO - TELECOM</b> Approved: Chief Engineer		Phase <b>100% CONSTRUCTION DOCUMENTS</b>		Project Title <b>EHRM INFRASTRUCTURE UPGRADES</b>		Project Number <b>679-20-104</b>	
												<b>FULLY SPRINKLERED</b>		Location <b>TUSCALOOSA VAMC, TUSCALOOSA, AL.</b>		Drawing Number <b>TD040.B</b>					
Revisions:		Date:										Issue Date <b>03/08/2024</b>		Checked <b>JMM</b>		Drawn <b>JEH</b>					

1

2

3

4

5

6

7

8

9

10

1 2 3 4 5 6 7 8 9 10

A

B

C

D

E


F

GENERAL NOTES:

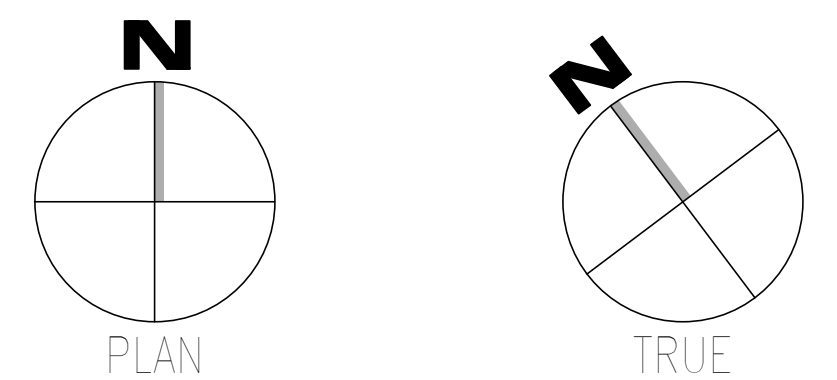
- A. SEE SHEET TG001 FOR SYMBOLS LEGEND AND ADDITIONAL PROJECT NOTES.
- B. SEE SHEET TG003 & TN003 SERIES DRAWINGS FOR BACKBONE CABLING REQUIREMENTS TO EACH BUILDING.
- C. ALL EXISTING TELECOMMUNICATIONS INFRASTRUCTURE SHALL BE PROTECTED IN PLACE AND REMAIN ONLINE UNTIL THE NEW TELECOMMUNICATIONS INFRASTRUCTURE HAS BEEN INSTALLED, TESTED, AND CERTIFIED.
- D. REFER TO THE PHASING NARRATIVE FOR DETAILED INFORMATION CONCERNING THE TRANSITION FROM THE EXISTING TELECOMMUNICATIONS INFRASTRUCTURE TO THE NEW TELECOMMUNICATIONS INFRASTRUCTURE.

KEYNOTES:

- 1. REMOVE ALL HORIZONTAL PATHWAYS, CONDUIT, CABLE TRAY, CABLING, OUTLET BOXES, FACEPLATES, JACKS, PATCH PANELS AND EQUIPMENT THROUGHOUT THIS LEVEL. CABLE SHALL BE REMOVED FROM END TO END TO INCLUDE ALL TERMINATIONS. NO ABANDONED CABLE SHALL BE LEFT IN PLACE. ALL EXISTING END USER EQUIPMENT CONNECTED TO EXISTING HORIZONTAL INFRASTRUCTURE (COMPUTERS, PHONES, WIRELESS ACCESS POINTS, ETC.) SHALL REMAIN IN PLACE AND BE CONNECTED TO NEW HORIZONTAL PERMANENT LINK AT THE TIME OF CUTOVER PRIOR TO DEMOLITION.
- 2. FURNITURE MOUNTED OUTLETS.



F1 OVERALL DEMOLITION PLAN - LEVEL 01 - TELECOM  
SCALE: 1/8" = 1'-0"

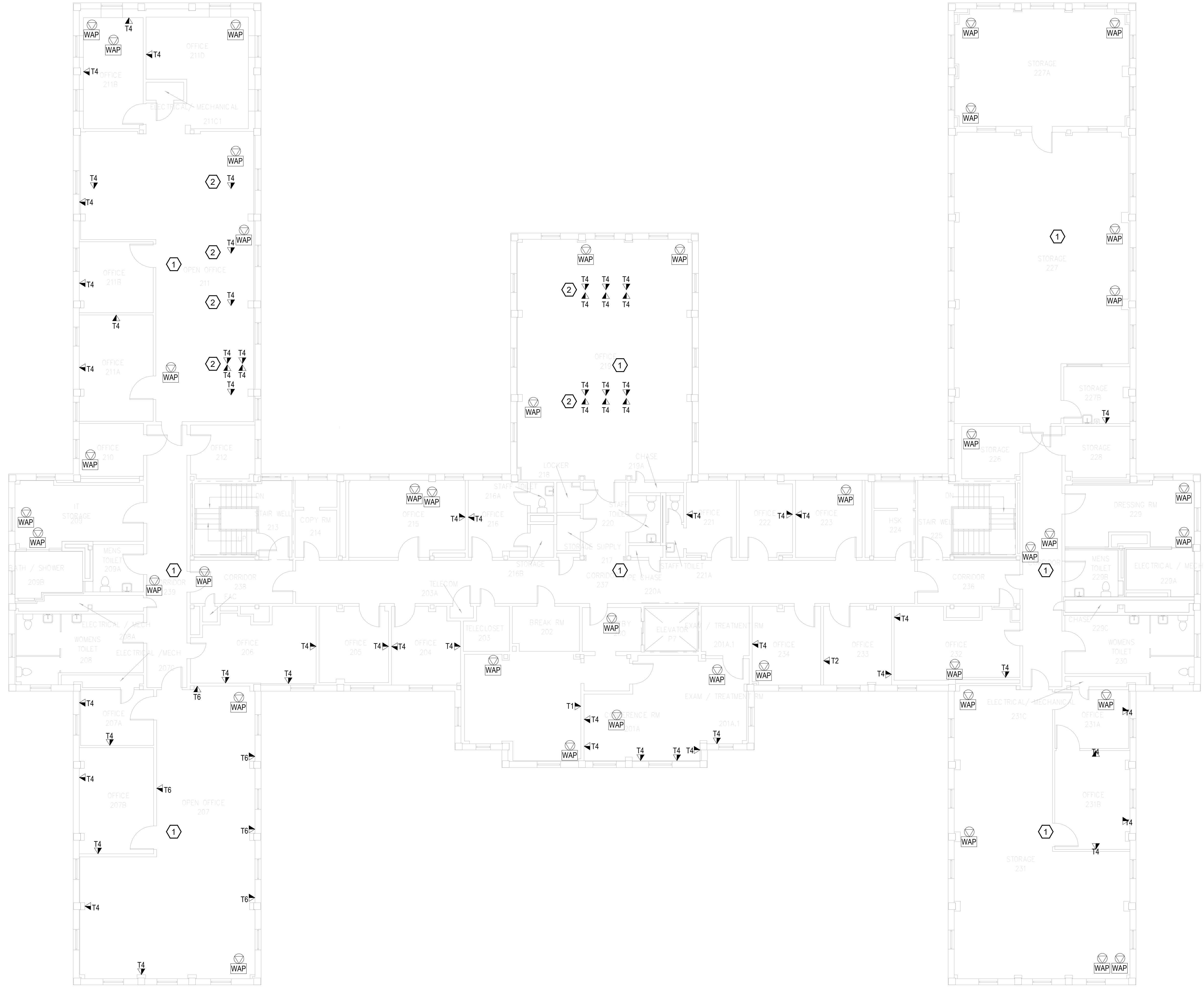


Revisions:	CONSULTANT		ARCHITECT/ENGINEER OF RECORD		Office of Construction and Facilities Management		Drawing Title		Phase		Project Title		Project Number			
	 WILEY/WILSON 127 Nationwide Drive Lynchburg, VA 24502 Phone: 434.947.1901 www.wileywilson.com		 SPECIALIZED ENGINEERING SOLUTIONS Specialized Engineering Solutions 1300 Baxter Street, Suite 355 Charlotte, NC 28204		 Atriax, pllc 703 Main Avenue SW PO Box 1629, Hickory, NC 28603 Phone: 828.315.9962 Fax: 828.315.9964 www.atriaxgroup.com NC Engineering License No.: P-0214 NC Architectural License No.: 51254		 BICS I REGISTERED COMMUNICATIONS DISTRIBUTION DESIGNER 2024-2025 03/08/24		BUILDING 040 - LEVEL 01 DEMO - TELECOM		100% CONSTRUCTION DOCUMENTS		EHRM INFRASTRUCTURE UPGRADES		679-20-104	
	Date:						Approved: Chief Engineer		FULLY SPRINKLERED		Location		Drawing Number			
										TUSCALOOSA VAMC, TUSCALOOSA, AL.		TD040.1				
										Issue Date		Checked		Drawn		
										03/08/2024		JMM		JEH		

1 2 3 4 5 6 7 8 9 10



A  
B  
C  
D  
E  
F



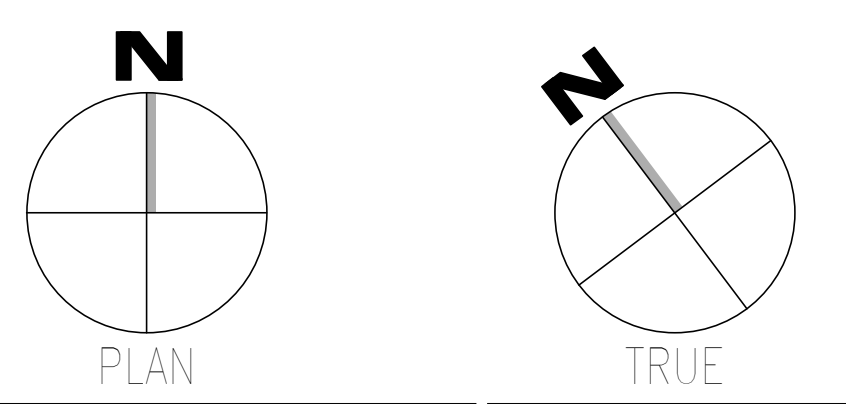
**GENERAL NOTES:**

- SEE SHEET TG001 FOR SYMBOLS LEGEND AND ADDITIONAL PROJECT NOTES.
- SEE SHEET TG003 & TN600 SERIES DRAWINGS FOR BACKBONE CABLING REQUIREMENTS TO EACH BUILDING.
- ALL EXISTING TELECOMMUNICATIONS INFRASTRUCTURE SHALL BE PROTECTED IN PLACE AND REMAIN ONLINE UNTIL THE NEW TELECOMMUNICATIONS INFRASTRUCTURE HAS BEEN INSTALLED, TESTED, AND CERTIFIED.
- REFER TO THE PHASING NARRATIVE FOR DETAILED INFORMATION CONCERNING THE TRANSITION FROM THE EXISTING TELECOMMUNICATIONS INFRASTRUCTURE TO THE NEW TELECOMMUNICATIONS INFRASTRUCTURE.

**KEYNOTES:**

- REMOVE ALL HORIZONTAL PATHWAYS, CONDUIT, CABLE TRAY, CABLING, OUTLET BOXES, FACEPLATES, JACKS, PATCH PANELS AND EQUIPMENT THROUGHOUT THIS LEVEL. CABLE SHALL BE REMOVED FROM END TO END TO INCLUDE ALL TERMINATIONS. NO ABANDONED CABLE SHALL BE LEFT IN PLACE. ALL EXISTING END USER EQUIPMENT CONNECTED TO EXISTING HORIZONTAL INFRASTRUCTURE (COMPUTERS, PHONES, WIRELESS ACCESS POINTS, ETC.) SHALL REMAIN IN PLACE AND BE CONNECTED TO NEW HORIZONTAL PERMANENT LINK AT THE TIME OF CUTOVER PRIOR TO DEMOLITION.
- FURNITURE MOUNTED OUTLETS.

F1 OVERALL DEMOLITION PLAN - LEVEL 02 - TELECOM  
SCALE: 1/8" = 1'-0"



Revisions:	<b>CONSULTANT</b> WileyWilson 127 Nationwide Drive Lynchburg, VA 24502 Phone: 434.947.1901 www.wileywilson.com		<b>SPECIALIZED ENGINEERING SOLUTIONS</b> Specialized Engineering Solutions 1300 Baxter Street, Suite 355 Charlotte, NC 28204		<b>ARCHITECT/ENGINEER OF RECORD</b> Atriax www.atriaxgroup.com Atriax, pllc 703 Main Avenue SW PO Box 1629, Hickory, NC 28603 Phone: 828.315.9962 Fax: 828.315.9964 NC Engineering License No.: P-0214 NC Architectural License No.: 51254		<b>STAMP</b> REGISTERED COMMUNICATIONS DISTRIBUTION DESIGNER Bicsi BICSI License No. 219954 Expires 03/31/25 RCDD 03/08/24		<b>Office of Construction and Facilities Management</b> VA U.S. Department of Veterans Affairs		Drawing Title <b>BUILDING 040 - LEVEL 02 DEMO - TELECOM</b> Approved: Chief Engineer		Phase <b>100% CONSTRUCTION DOCUMENTS</b>		Project Title <b>EHRM INFRASTRUCTURE UPGRADES</b>		Project Number <b>679-20-104</b>				
	Date:										FULLY SPRINKLERED		Location <b>TUSCALOOSA VAMC, TUSCALOOSA, AL.</b>		Issue Date <b>03/08/2024</b>		Checked <b>JMM</b>		Drawn <b>JEH</b>		Drawing Number <b>TD040.2</b>

1 2 3 4 5 6 7 8 9 10

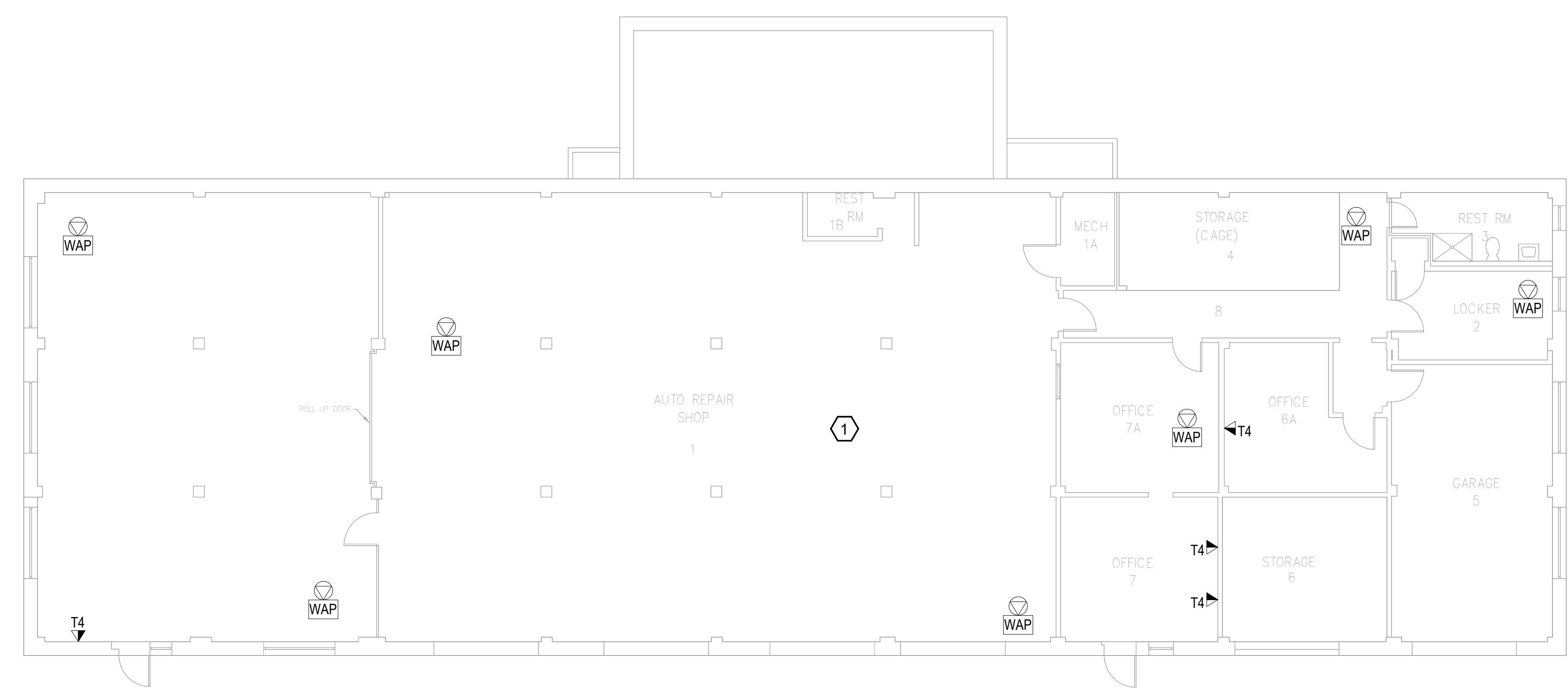
A  
B  
C  
D  
E  
F

# KEYNOTES:

- 1. REMOVE ALL HORIZONTAL PATHWAYS, CONDUIT, CABLE TRAY, CABLING, OUTLET BOXES, FACEPLATES, JACKS, PATCH PANELS AND EQUIPMENT THROUGHOUT THIS LEVEL. CABLE SHALL BE REMOVED FROM END TO END TO INCLUDE ALL TERMINATIONS. NO ABANDONED CABLE SHALL BE LEFT IN PLACE. ALL EXISTING END USER EQUIPMENT CONNECTED TO EXISTING HORIZONTAL INFRASTRUCTURE (COMPUTERS, PHONES, WIRELESS ACCESS POINTS, ETC.) SHALL REMAIN IN PLACE AND BE CONNECTED TO NEW HORIZONTAL PERMANENT LINK AT THE TIME OF CUTOVER PRIOR TO DEMOLITION.

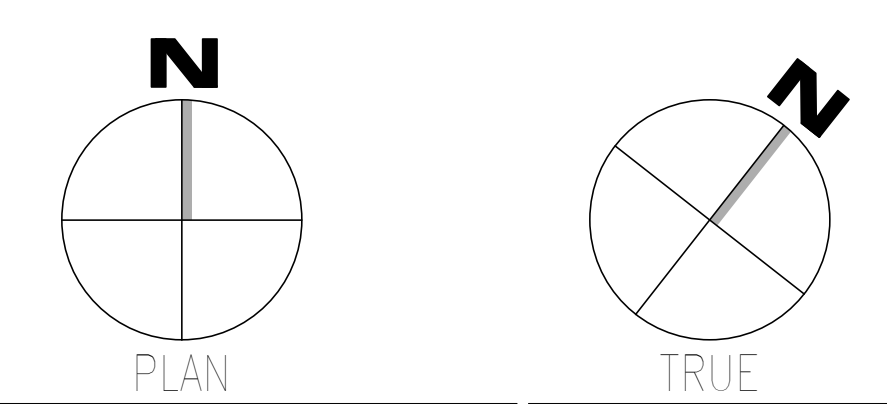
GENERAL NOTES:

- A. SEE SHEET TG001 FOR SYMBOLS LEGEND AND ADDITIONAL PROJECT NOTES.
- B. SEE SHEET TG003 & TN003 SERIES DRAWINGS FOR BACKBONE CABLING REQUIREMENTS TO EACH BUILDING.
- C. ALL EXISTING TELECOMMUNICATIONS INFRASTRUCTURE SHALL BE PROTECTED IN PLACE AND REMAIN ONLINE UNTIL THE NEW TELECOMMUNICATIONS INFRASTRUCTURE HAS BEEN INSTALLED, TESTED, AND CERTIFIED.
- D. REFER TO THE PHASING NARRATIVE FOR DETAILED INFORMATION CONCERNING THE TRANSITION FROM THE EXISTING TELECOMMUNICATIONS INFRASTRUCTURE TO THE NEW TELECOMMUNICATIONS INFRASTRUCTURE.



OVERALL DEMOLITION PLAN - GROUND LEVEL - TELECOM

F1 SCALE: 1/8" = 1'-0"



Revisions:	Date:	<b>CONSULTANT</b> WileyWilson 127 Nationwide Drive Lynchburg, VA 24502 Phone: 434.947.1901 www.wileywilson.com	<b>SPECIALIZED ENGINEERING SOLUTIONS</b> Specialized Engineering Solutions 1300 Baxter Street, Suite 355 Charlotte, NC 28204	<b>ARCHITECT/ENGINEER OF RECORD</b> <b>STAMP</b> <b>Atriax</b> GROUP www.atriaxgroup.com Atriax, pllc 703 Main Avenue SW PO Box 1629, Hickory, NC 28603 Phone: 828.315.9962 Fax: 828.315.9964 NC Engineering License No.: P-0214 NC Architectural License No.: 51254	<b>Bicsi</b> REGISTERED COMMUNICATIONS DISTRIBUTION DESIGNER BICSI 107 # 239554 Expires 03/31/25 RCD 03/08/24	<b>Office of Construction and Facilities Management</b> U.S. Department of Veterans Affairs	Drawing Title <b>BUILDING 041 - GROUND LEVEL DEMO - TELECOM</b>	Phase <b>100% CONSTRUCTION DOCUMENTS</b>	Project Title <b>EHRM INFRASTRUCTURE UPGRADES</b>	Project Number <b>679-20-104</b>
							Approved: Chief Engineer	<b>FULLY SPRINKLERED</b>	Location <b>TUSCALOOSA VAMC, TUSCALOOSA, AL.</b>	Building Number <b>041</b>

1 2 3 4 5 6 7 8 9 10

1 2 3 4 5 6 7 8 9 10

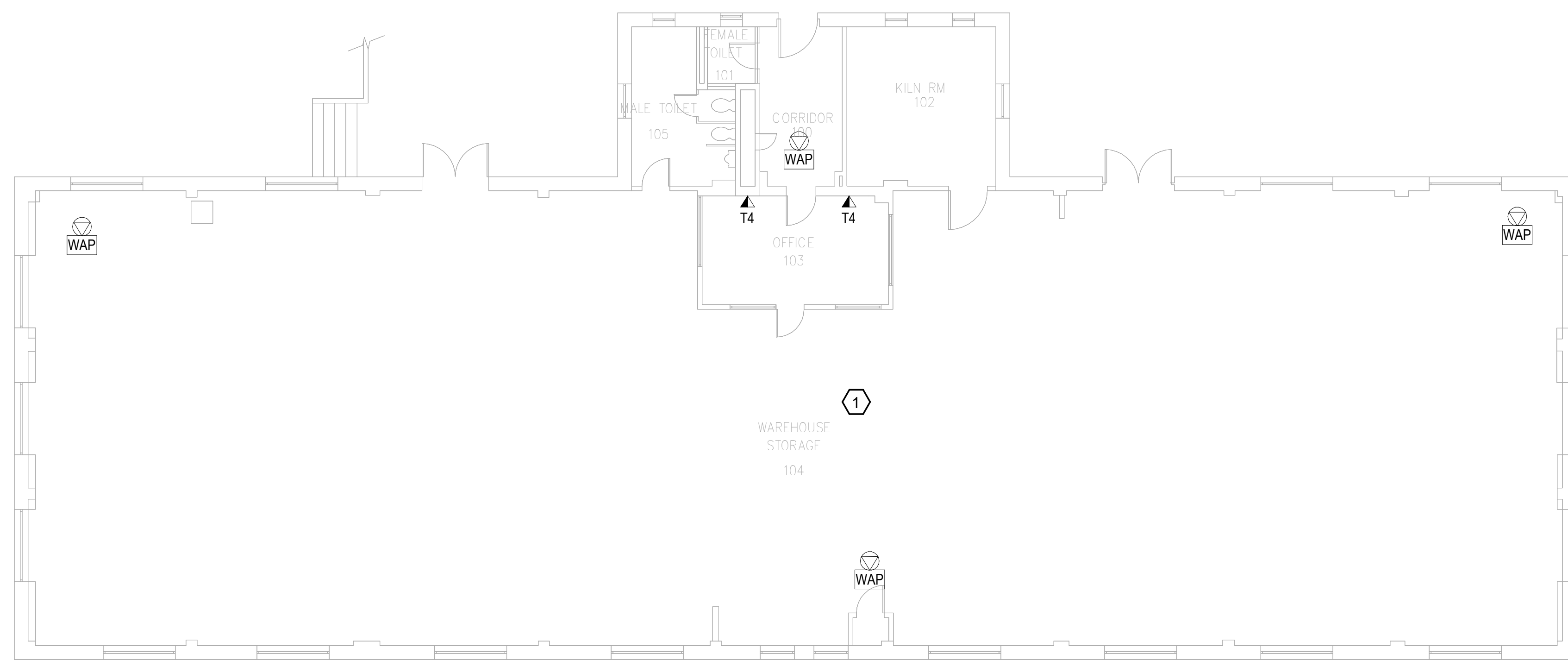
A  
B  
C  
D  
E  
F

# KEYNOTES:

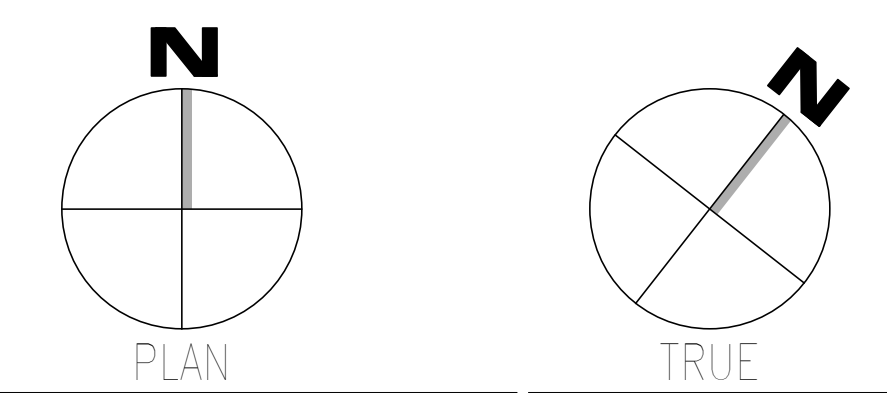
1. REMOVE ALL HORIZONTAL PATHWAYS, CONDUIT, CABLE TRAY, CABLING, OUTLET BOXES, FACEPLATES, JACKS, PATCH PANELS AND EQUIPMENT THROUGHOUT THIS LEVEL. CABLE SHALL BE REMOVED FROM END TO END TO INCLUDE ALL TERMINATIONS. NO ABANDONED CABLE SHALL BE LEFT IN PLACE. ALL EXISTING END USER EQUIPMENT CONNECTED TO EXISTING HORIZONTAL INFRASTRUCTURE (COMPUTERS, PHONES, WIRELESS ACCESS POINTS, ETC.) SHALL REMAIN IN PLACE AND BE CONNECTED TO NEW HORIZONTAL PERMANENT LINK AT THE TIME OF CUTOVER PRIOR TO DEMOLITION.

GENERAL NOTES:

- A. SEE SHEET TG001 FOR SYMBOLS LEGEND AND ADDITIONAL PROJECT NOTES.
- B. SEE SHEET TG003 & TN003 SERIES DRAWINGS FOR BACKBONE CABLING REQUIREMENTS TO EACH BUILDING.
- C. ALL EXISTING TELECOMMUNICATIONS INFRASTRUCTURE SHALL BE PROTECTED IN PLACE AND REMAIN ONLINE UNTIL THE NEW TELECOMMUNICATIONS INFRASTRUCTURE HAS BEEN INSTALLED, TESTED, AND CERTIFIED.
- D. REFER TO THE PHASING NARRATIVE FOR DETAILED INFORMATION CONCERNING THE TRANSITION FROM THE EXISTING TELECOMMUNICATIONS INFRASTRUCTURE TO THE NEW TELECOMMUNICATIONS INFRASTRUCTURE.



F1 OVERALL DEMOLITION PLAN - LEVEL 01 - TELECOM  
SCALE: 1/8" = 1'-0"



Revisions:	Date:	<b>CONSULTANT</b> WileyWilson 127 Nationwide Drive Lynchburg, VA 24502 Phone: 434.947.1901 www.wileywilson.com	<b>SPECIALIZED ENGINEERING SOLUTIONS</b> Specialized Engineering Solutions 1300 Baxter Street, Suite 355 Charlotte, NC 28204	<b>ARCHITECT/ENGINEER OF RECORD</b> STAMP <b>Atriax</b> GROUP www.atriaxgroup.com Atriax, pllc 703 Main Avenue SW PO Box 1629, Hickory, NC 28603 Phone: 828.315.9962 Fax: 828.315.9964 NC Engineering License No.: P-0214 NC Architectural License No.: 51254	<b>Bicsi</b> REGISTERED COMMUNICATIONS DISTRIBUTION DESIGNER 3004 14th Ave NE BICSI ID # 239554 Expires 03/31/25 RCD 03/08/24	<b>Office of Construction and Facilities Management</b> U.S. Department of Veterans Affairs	Drawing Title <b>BUILDING 041 - LEVEL 01 DEMO - TELECOM</b>	Phase <b>100% CONSTRUCTION DOCUMENTS</b>	Project Title <b>EHRM INFRASTRUCTURE UPGRADES</b>	Project Number <b>679-20-104</b>
							Approved: Chief Engineer	<b>FULLY SPRINKLERED</b>	Location <b>TUSCALOOSA VAMC, TUSCALOOSA, AL.</b>	Issue Date <b>03/08/2024</b>

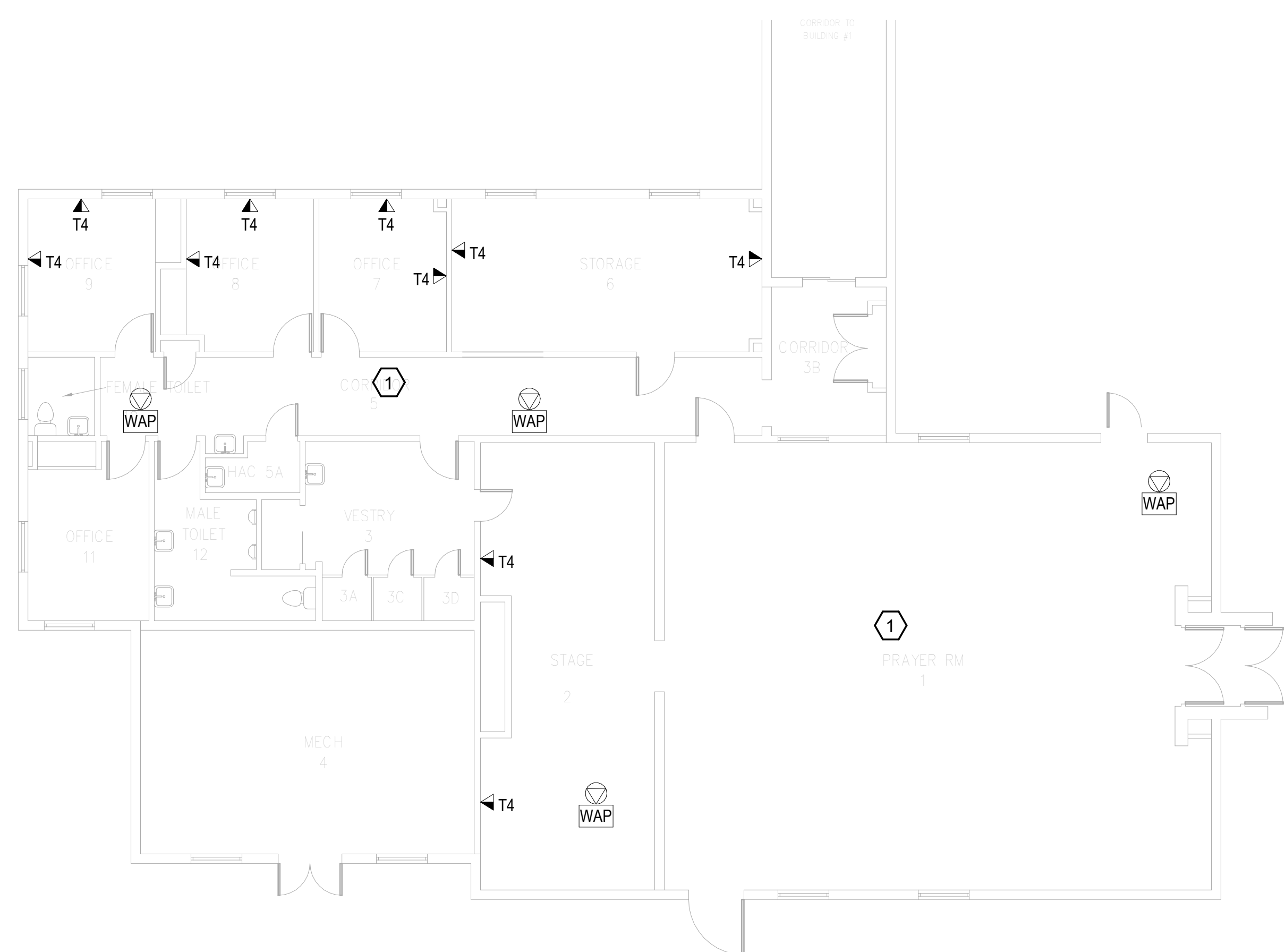
1 2 3 4 5 6 7 8 9 10

**KEYNOTES:**

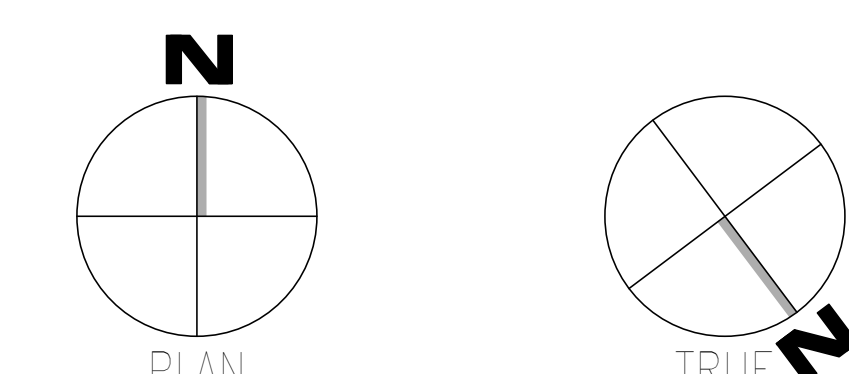
- 1. REMOVE ALL HORIZONTAL PATHWAYS, CONDUIT, CABLE TRAY, CABLING, OUTLET BOXES, FACEPLATES, JACKS, PATCH PANELS AND EQUIPMENT THROUGHOUT THIS LEVEL. CABLE SHALL BE REMOVED FROM END TO END TO INCLUDE ALL TERMINATIONS. NO ABANDONED CABLE SHALL BE LEFT IN PLACE. ALL EXISTING END USER EQUIPMENT CONNECTED TO EXISTING HORIZONTAL INFRASTRUCTURE (COMPUTERS, PHONES, WIRELESS ACCESS POINTS, ETC.) SHALL REMAIN IN PLACE AND BE CONNECTED TO NEW HORIZONTAL PERMANENT LINK AT THE TIME OF CUTOVER PRIOR TO DEMOLITION.

**GENERAL NOTES:**

- A. SEE SHEET TG001 FOR SYMBOLS LEGEND AND ADDITIONAL PROJECT NOTES.
- B. SEE SHEET TG003 & TN003 SERIES DRAWINGS FOR BACKBONE CABLING REQUIREMENTS TO EACH BUILDING.
- C. ALL EXISTING TELECOMMUNICATIONS INFRASTRUCTURE SHALL BE PROTECTED IN PLACE AND REMAIN ONLINE UNTIL THE NEW TELECOMMUNICATIONS INFRASTRUCTURE HAS BEEN INSTALLED, TESTED, AND CERTIFIED.
- D. REFER TO THE PHASING NARRATIVE FOR DETAILED INFORMATION CONCERNING THE TRANSITION FROM THE EXISTING TELECOMMUNICATIONS INFRASTRUCTURE TO THE NEW TELECOMMUNICATIONS INFRASTRUCTURE.



**F1** OVERALL DEMOLITION PLAN - GROUND LEVEL - TELECOM  
SCALE: 1/8" = 1'-0"



Revisions:	Date:	<b>CONSULTANT</b>  127 Nationwide Drive Lynchburg, VA 24502 Phone: 434.947.1901 www.wileywilson.com		<b>SPECIALIZED ENGINEERING SOLUTIONS</b>  Specialized Engineering Solutions 1300 Baxter Street, Suite 355 Charlotte, NC 28204		<b>ARCHITECT/ENGINEER OF RECORD</b>		<b>STAMP</b>  Registered Communications Distributor BICSI 107823954 Expires 03/31/25 RCD 03/08/24	<b>Office of Construction and Facilities Management</b> U.S. Department of Veterans Affairs		Drawing Title <b>BUILDING 046 - GROUND LEVEL DEMO - TELECOM</b>	Phase <b>100% CONSTRUCTION DOCUMENTS</b>	Project Title <b>EHRM INFRASTRUCTURE UPGRADES</b>	Project Number <b>679-20-104</b>	
						<b>Atriax GROUP</b> www.atriaxgroup.com Atriax, pllc 703 Main Avenue SW PO Box 1629, Hickory, NC 28603 Phone: 828.315.9962 Fax: 828.315.9964 NC Engineering License No.: P-0214 NC Architectural License No.: 51254				Approved: Chief Engineer	<b>FULLY SPRINKLERED</b>	Location <b>TUSCALOOSA VAMC, TUSCALOOSA, AL.</b>	Building Number <b>046</b>		
												Issue Date <b>03/08/2024</b>	Checked <b>JMM</b>	Drawn <b>JEH</b>	Drawing Number <b>TD046.0</b>

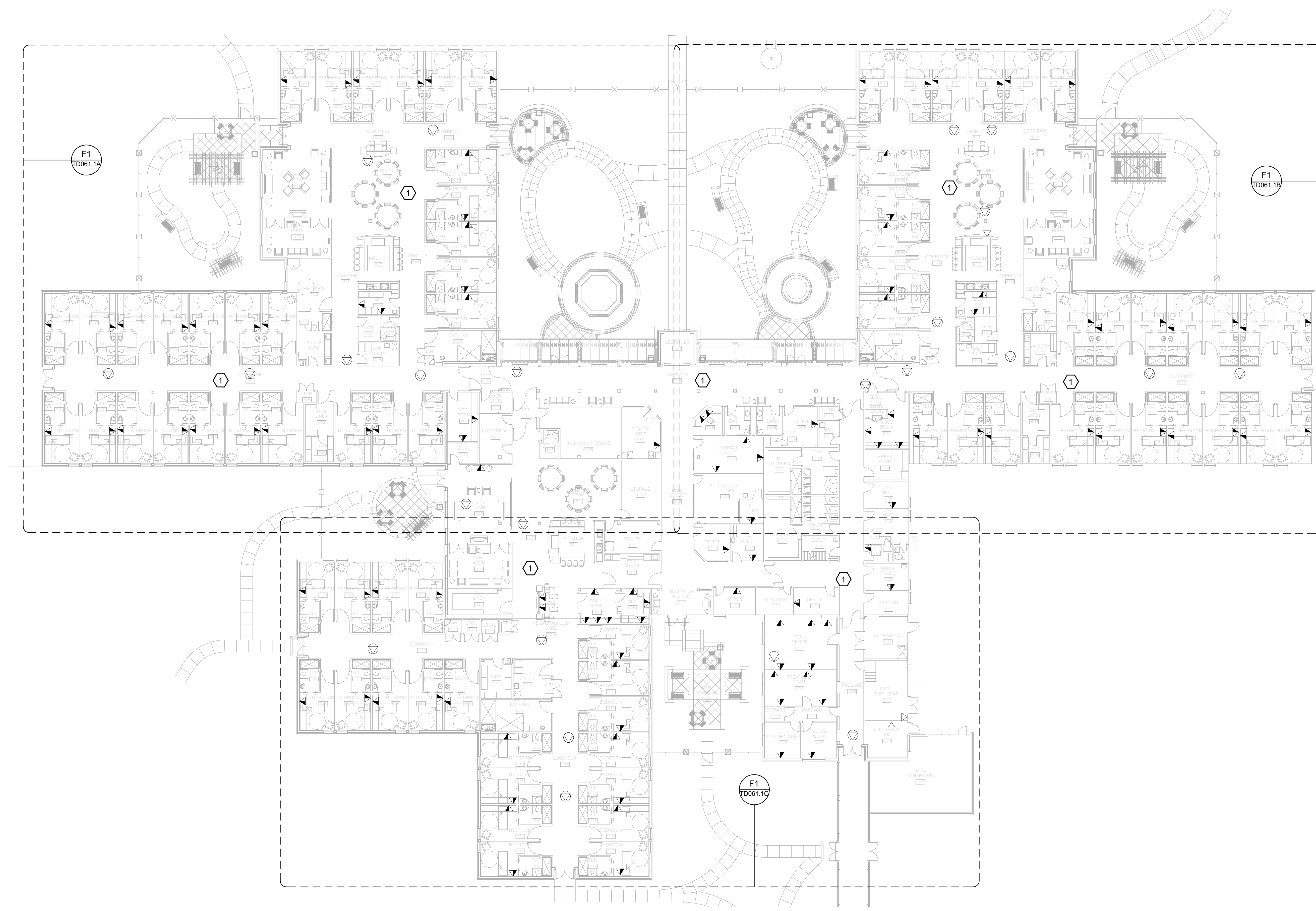
A  
B  
C  
D  
E  
F

**# KEYNOTES:**

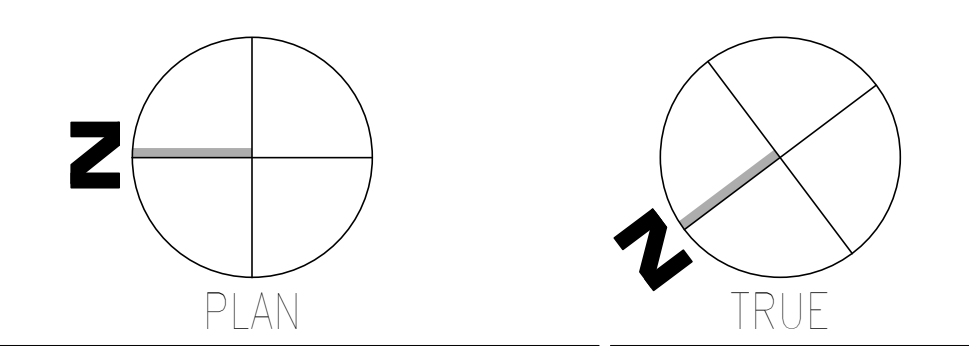
1. REMOVE ALL HORIZONTAL PATHWAYS, CONDUIT, CABLE TRAY, CABLING, OUTLET BOXES, FACEPLATES, JACKS, PATCH PANELS AND EQUIPMENT THROUGHOUT THIS LEVEL. CABLE SHALL BE REMOVED FROM END TO END TO INCLUDE ALL TERMINATIONS. NO ABANDONED CABLE SHALL BE LEFT IN PLACE. ALL EXISTING END USER EQUIPMENT CONNECTED TO EXISTING HORIZONTAL INFRASTRUCTURE (COMPUTERS, PHONES, WIRELESS ACCESS POINTS, ETC.) SHALL REMAIN IN PLACE AND BE CONNECTED TO NEW HORIZONTAL PERMANENT LINK AT THE TIME OF CUTOVER PRIOR TO DEMOLITION.

**GENERAL NOTES:**

- A. SEE SHEET TG001 FOR SYMBOLS LEGEND AND ADDITIONAL PROJECT NOTES.
- B. SEE SHEET TG003 & TN003 SERIES DRAWINGS FOR BACKBONE CABLING REQUIREMENTS TO EACH BUILDING.
- C. ALL EXISTING TELECOMMUNICATIONS INFRASTRUCTURE SHALL BE PROTECTED IN PLACE AND REMAIN ONLINE UNTIL THE NEW TELECOMMUNICATIONS INFRASTRUCTURE HAS BEEN INSTALLED, TESTED, AND CERTIFIED.
- D. REFER TO THE PHASING NARRATIVE FOR DETAILED INFORMATION CONCERNING THE TRANSITION FROM THE EXISTING TELECOMMUNICATIONS INFRASTRUCTURE TO THE NEW TELECOMMUNICATIONS INFRASTRUCTURE.



**F2 OVERALL DEMOLITION PLAN - LEVEL 01 - TELECOM**  
SCALE: 1/16" = 1'-0"



Revisions: Date:	<b>CONSULTANT</b>  WileyWilson 127 Nationwide Drive Lynchburg, VA 24502 Phone: 434.947.1901 www.wileywilson.com	 <b>SPECIALIZED ENGINEERING SOLUTIONS</b> Specialized Engineering Solutions 1300 Baxter Street, Suite 355 Charlotte, NC 28204	<b>ARCHITECT/ENGINEER OF RECORD</b> STAMP  Atriax, pllc 703 Main Avenue SW PO Box 1629, Hickory, NC 28603 Phone: 828.315.9962 Fax: 828.315.9964 www.atriaxgroup.com NC Engineering License No.: P-0214 NC Architectural License No.: 51254	 Bicsi REGISTERED COMMUNICATIONS DISTRIBUTION DESIGNER Joseph M. McMillan BICSI ID # 239554 Expires 03/31/25 RCD 03/08/24	Office of Construction and Facilities Management  U.S. Department of Veterans Affairs	Drawing Title <b>BUILDING 061 - LEVEL 01 DEMO - TELECOM</b> Approved: Chief Engineer	Phase <b>100% CONSTRUCTION DOCUMENTS</b> <b>FULLY SPRINKLERED</b>	Project Title <b>EHRM INFRASTRUCTURE UPGRADES</b>	Project Number <b>679-20-104</b> Building Number <b>061</b>	Location <b>TUSCALOOSA VAMC, TUSCALOOSA, AL.</b>	Drawing Number <b>TD061.1</b>
	Issue Date <b>03/08/2024</b>	Checked <b>JMM</b>	Drawn <b>JEH</b>								

1 2 3 4 5 6 7 8 9 10

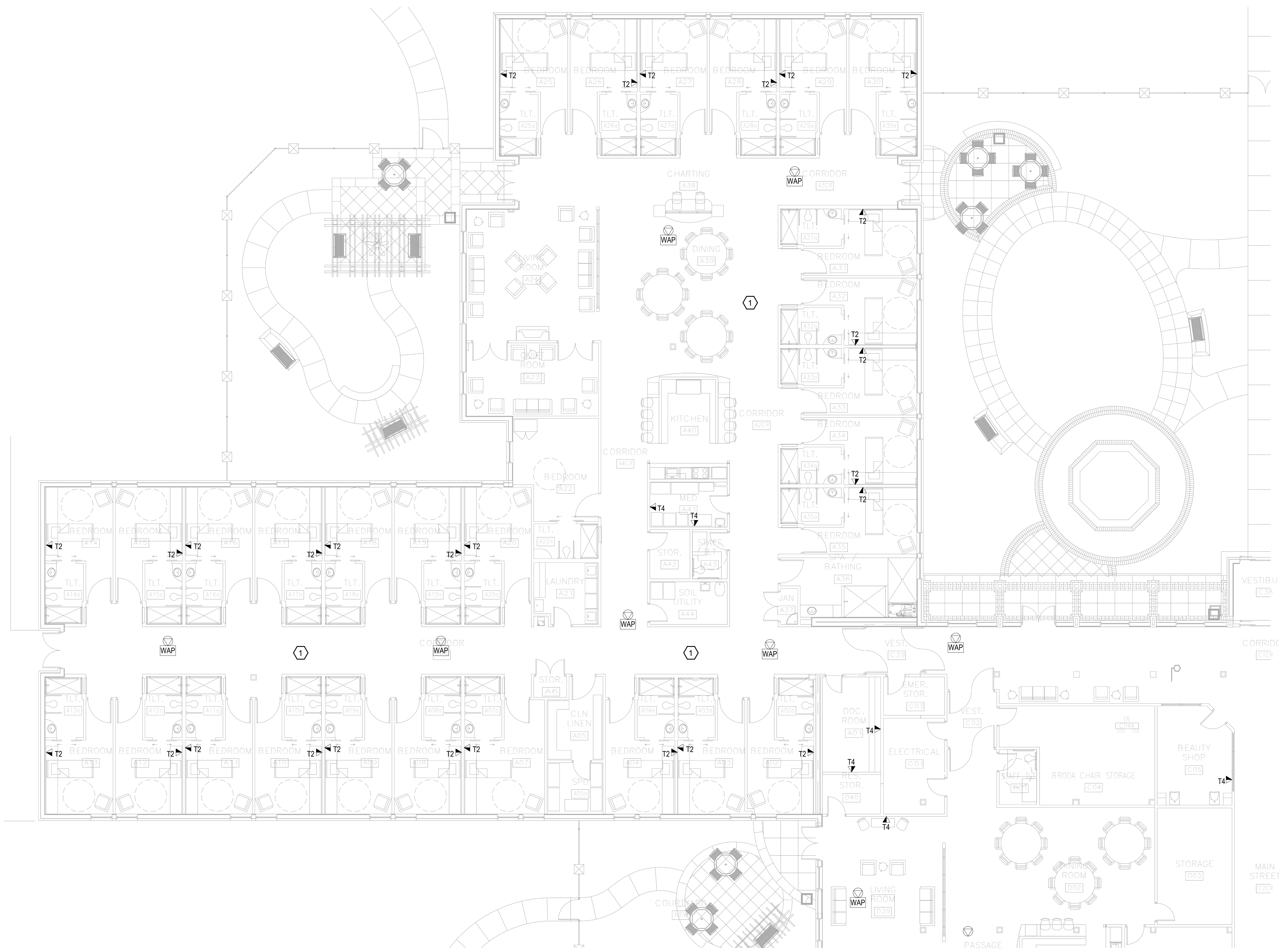
A  
B  
C  
D  
E  
F

**# KEYNOTES:**

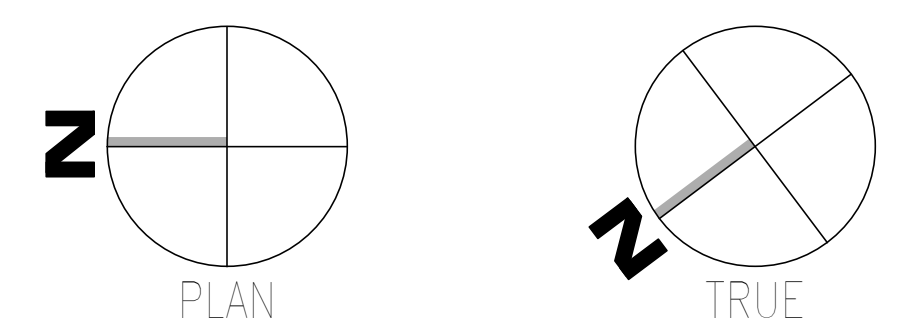
1. REMOVE ALL HORIZONTAL PATHWAYS, CONDUIT, CABLE TRAY, CABLING, OUTLET BOXES, FACEPLATES, JACKS, PATCH PANELS AND EQUIPMENT THROUGHOUT THIS LEVEL. CABLE SHALL BE REMOVED FROM END TO END TO INCLUDE ALL TERMINATIONS. NO ABANDONED CABLE SHALL BE LEFT IN PLACE. ALL EXISTING END USER EQUIPMENT CONNECTED TO EXISTING HORIZONTAL INFRASTRUCTURE (COMPUTERS, PHONES, WIRELESS ACCESS POINTS, ETC.) SHALL REMAIN IN PLACE AND BE CONNECTED TO NEW HORIZONTAL PERMANENT LINK AT THE TIME OF CUTOVER PRIOR TO DEMOLITION.

**GENERAL NOTES:**

- A. SEE SHEET TG001 FOR SYMBOLS LEGEND AND ADDITIONAL PROJECT NOTES.
- B. SEE SHEET TG000 & TN000 SERIES DRAWINGS FOR BACKBONE CABLING REQUIREMENTS TO EACH BUILDING.
- C. ALL EXISTING TELECOMMUNICATIONS INFRASTRUCTURE SHALL BE PROTECTED IN PLACE AND REMAIN ONLINE UNTIL THE NEW TELECOMMUNICATIONS INFRASTRUCTURE HAS BEEN INSTALLED, TESTED, AND CERTIFIED.
- D. REFER TO THE PHASING NARRATIVE FOR DETAILED INFORMATION CONCERNING THE TRANSITION FROM THE EXISTING TELECOMMUNICATIONS INFRASTRUCTURE TO THE NEW TELECOMMUNICATIONS INFRASTRUCTURE.



**F1 DEMOLITION PLAN - LEVEL 01 - TELECOM - AREA A**  
SCALE: 1/8" = 1'-0"



Revisions:	<b>CONSULTANT</b> Wiley Wilson 127 Nationwide Drive Lynchburg, VA 24502 Phone: 434.947.1901 www.wileywilson.com		<b>SPECIALIZED ENGINEERING SOLUTIONS</b> Specialized Engineering Solutions 1300 Baxter Street, Suite 355 Charlotte, NC 28204		<b>ARCHITECT/ENGINEER OF RECORD</b> Atriax www.atriaxgroup.com Atriax, plc 703 Main Avenue SW PO Box 1629, Hickory, NC 28603 Phone: 828.315.9962 Fax: 828.315.9964 NC Engineering License No.: P-0214 NC Architectural License No.: 51254		<b>STAMP</b> Bicsi COMMUNICATIONS DISTRIBUTION REGISTERED PROFESSIONAL ENGINEER BICSI 107 # 239554 E-verify 03/25-25 03/08/24		<b>Office of Construction and Facilities Management</b> VA U.S. Department of Veterans Affairs		<b>Drawing Title</b> BUILDING 061 - LEVEL 01 DEMO - AREA A - TELECOM Approved: Chief Engineer		<b>Phase</b> 100% CONSTRUCTION DOCUMENTS		<b>Project Title</b> EHRM INFRASTRUCTURE UPGRADES		<b>Project Number</b> 679-20-104	
	Date:										<b>FULLY SPRINKLERED</b>		<b>Location</b> TUSCALOOSA VAMC, TUSCALOOSA, AL.		<b>Drawing Number</b> TD061.1A			

1 2 3 4 5 6 7 8 9 10

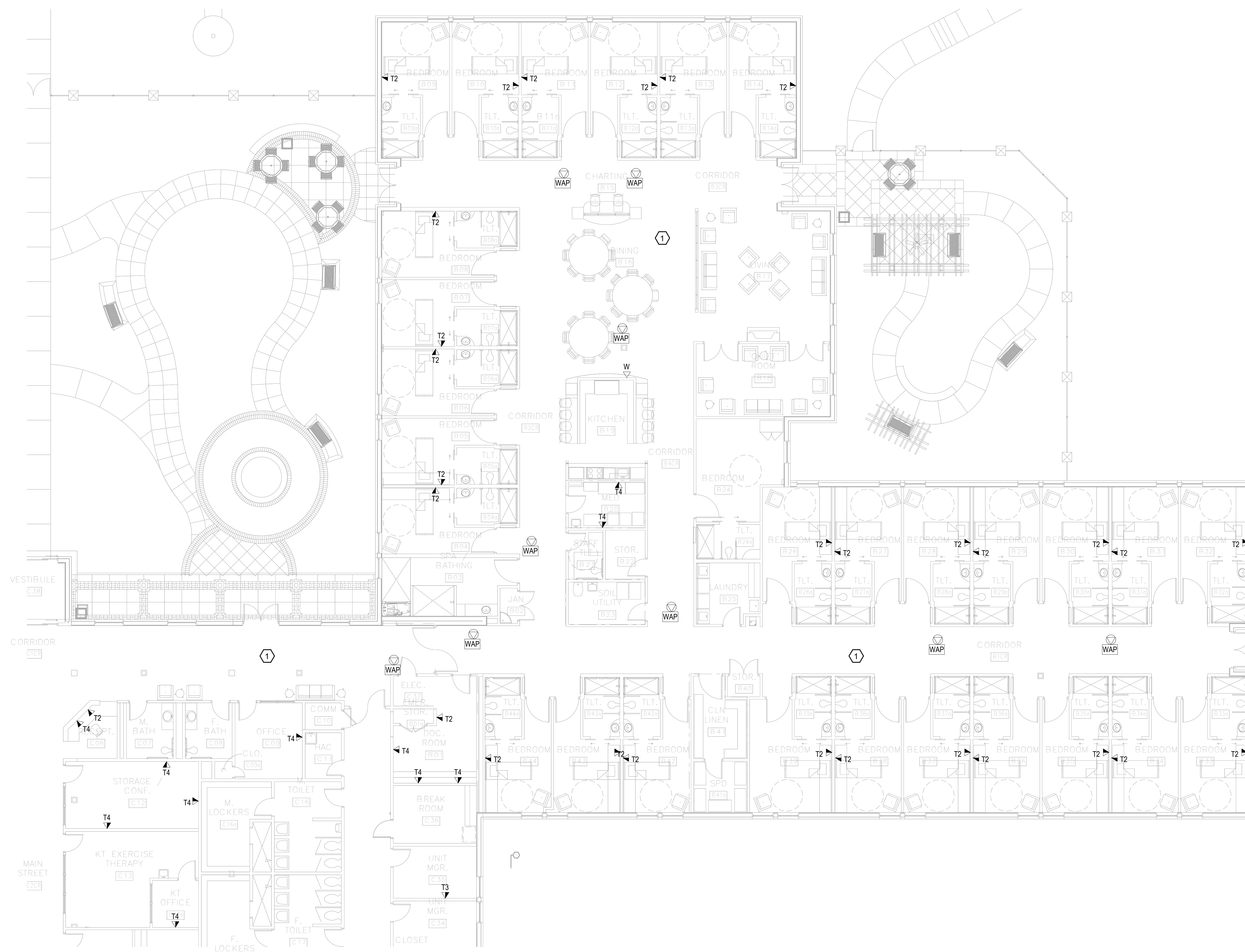
A  
B  
C  
D  
E  
F

# KEYNOTES:

1. REMOVE ALL HORIZONTAL PATHWAYS, CONDUIT, CABLE TRAY, CABLING, OUTLET BOXES, FACEPLATES, JACKS, PATCH PANELS AND EQUIPMENT THROUGHOUT THIS LEVEL. CABLE SHALL BE REMOVED FROM END TO END TO INCLUDE ALL TERMINATIONS. NO ABANDONED CABLE SHALL BE LEFT IN PLACE. ALL EXISTING END USER EQUIPMENT CONNECTED TO EXISTING HORIZONTAL INFRASTRUCTURE (COMPUTERS, PHONES, WIRELESS ACCESS POINTS, ETC.) SHALL REMAIN IN PLACE AND BE CONNECTED TO NEW HORIZONTAL PERMANENT LINK AT THE TIME OF CUTOVER PRIOR TO DEMOLITION.

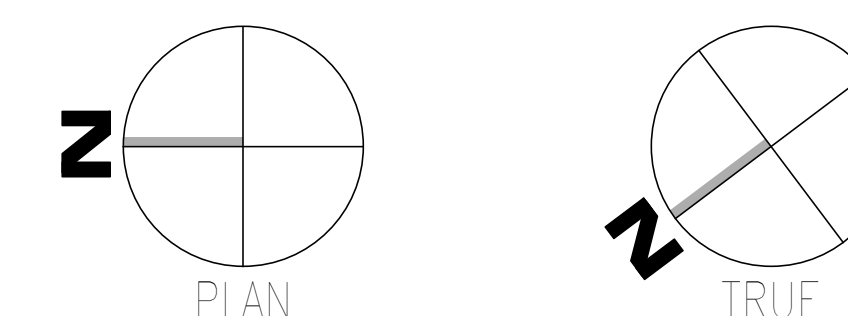
GENERAL NOTES:

- A. SEE SHEET TG001 FOR SYMBOLS LEGEND AND ADDITIONAL PROJECT NOTES.
- B. SEE SHEET TG003 & TN003 SERIES DRAWINGS FOR BACKBONE CABLING REQUIREMENTS TO EACH BUILDING.
- C. ALL EXISTING TELECOMMUNICATIONS INFRASTRUCTURE SHALL BE PROTECTED IN PLACE AND REMAIN ONLINE UNTIL THE NEW TELECOMMUNICATIONS INFRASTRUCTURE HAS BEEN INSTALLED, TESTED, AND CERTIFIED.
- D. REFER TO THE PHASING NARRATIVE FOR DETAILED INFORMATION CONCERNING THE TRANSITION FROM THE EXISTING TELECOMMUNICATIONS INFRASTRUCTURE TO THE NEW TELECOMMUNICATIONS INFRASTRUCTURE.



F1 DEMOLITION PLAN - LEVEL 01 - TELECOM - AREA B

SCALE: 1/8" = 1'-0"



Revisions:	<p><b>CONSULTANT</b></p> <p><b>WileyWilson</b></p> <p>WileyWilson 127 Nationwide Drive Lynchburg, VA 24502 Phone: 434.947.1901 www.wileywilson.com</p>	<p><b>SPECIALIZED ENGINEERING SOLUTIONS</b></p> <p><b>SES</b></p> <p>Specialized Engineering Solutions 1300 Baxter Street, Suite 355 Charlotte, NC 28204</p>	<p><b>ARCHITECT/ENGINEER OF RECORD</b></p> <p><b>Atriax</b></p> <p>Atriax, pllc 703 Main Avenue SW PO Box 1629, Hickory, NC 28603 Phone: 828.315.9962 Fax: 828.315.9964 www.atriaxgroup.com</p>	<p><b>STAMP</b></p> <p><b>Bicsi</b></p> <p>REGISTERED COMMUNICATIONS DISTRIBUTION TECHNOLOGIST BICSI License No. 239954 Expires 03/31/25 03/08/24</p>	<p><b>Office of Construction and Facilities Management</b></p> <p><b>VA</b> U.S. Department of Veterans Affairs</p>	<p>Drawing Title</p> <p><b>BUILDING 061 - LEVEL 01 DEMO - AREA B - TELECOM</b></p>	<p>Phase</p> <p><b>100% CONSTRUCTION DOCUMENTS</b></p>	<p>Project Title</p> <p><b>EHRM INFRASTRUCTURE UPGRADES</b></p>	<p>Project Number</p> <p><b>679-20-104</b></p>	
						<p>Approved: Chief Engineer</p>	<p>FULLY SPRINKLERED</p>	<p>Location</p> <p><b>TUSCALOOSA VAMC, TUSCALOOSA, AL.</b></p>	<p>Drawing Number</p> <p><b>TD061.1B</b></p>	
Date:								<p>Issue Date</p> <p><b>03/08/2024</b></p>	<p>Checked</p> <p><b>JMM</b></p>	<p>Drawn</p> <p><b>JEH</b></p>

1 2 3 4 5 6 7 8 9 10

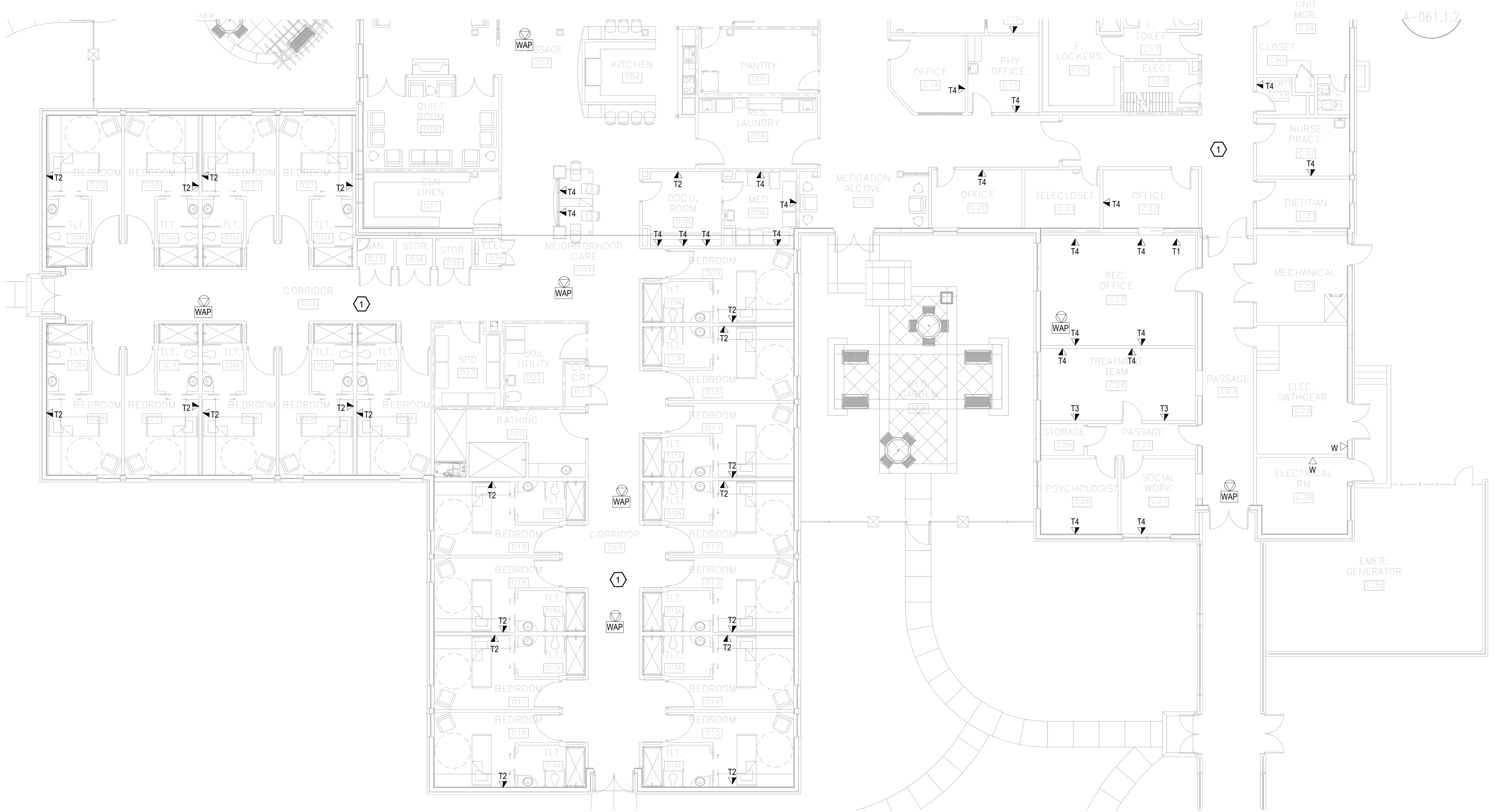
A  
B  
C  
D  
E  
F

**# KEYNOTES:**

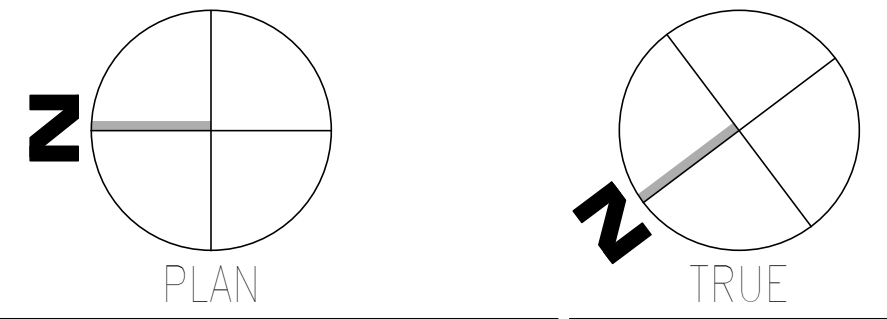
1. REMOVE ALL HORIZONTAL PATHWAYS, CONDUIT, CABLE TRAY, CABLING, OUTLET BOXES, FACEPLATES, JACKS, PATCH PANELS AND EQUIPMENT THROUGHOUT THIS LEVEL. CABLE SHALL BE REMOVED FROM END TO END TO INCLUDE ALL TERMINATIONS. NO ABANDONED CABLE SHALL BE LEFT IN PLACE. ALL EXISTING END USER EQUIPMENT CONNECTED TO EXISTING HORIZONTAL INFRASTRUCTURE (COMPUTERS, PHONES, WIRELESS ACCESS POINTS, ETC.) SHALL REMAIN IN PLACE AND BE CONNECTED TO NEW HORIZONTAL PERMANENT LINK AT THE TIME OF CUTOVER PRIOR TO DEMOLITION.

**GENERAL NOTES:**

- A. SEE SHEET TG001 FOR SYMBOLS LEGEND AND ADDITIONAL PROJECT NOTES.
- B. SEE SHEET TG003 & TN003 SERIES DRAWINGS FOR BACKBONE CABLING REQUIREMENTS TO EACH BUILDING.
- C. ALL EXISTING TELECOMMUNICATIONS INFRASTRUCTURE SHALL BE PROTECTED IN PLACE AND REMAIN ONLINE UNTIL THE NEW TELECOMMUNICATIONS INFRASTRUCTURE HAS BEEN INSTALLED, TESTED, AND CERTIFIED.
- D. REFER TO THE PHASING NARRATIVE FOR DETAILED INFORMATION CONCERNING THE TRANSITION FROM THE EXISTING TELECOMMUNICATIONS INFRASTRUCTURE TO THE NEW TELECOMMUNICATIONS INFRASTRUCTURE.



**F1** DEMOLITION PLAN - LEVEL 01 - TELECOM - AREA C  
SCALE: 1/8" = 1'-0"



Revisions: _____ Date: _____	<b>CONSULTANT</b>  WileyWilson 127 Nationwide Drive Lynchburg, VA 24502 Phone: 434.947.1901 www.wileywilson.com	<b>SPECIALIZED ENGINEERING SOLUTIONS</b>  Specialized Engineering Solutions 1300 Baxter Street, Suite 355 Charlotte, NC 28204	<b>ARCHITECT/ENGINEER OF RECORD</b>  Atriax, pllc 703 Main Avenue SW PO Box 1629, Hickory, NC 28603 Phone: 828.315.9962 Fax: 828.315.9964 www.atriaxgroup.com NC Engineering License No.: P-0214 NC Architectural License No.: 51254	<b>STAMP</b>  Bicsi REGISTERED COMMUNICATIONS DISTRIBUTION DESIGNER BICSI ID # 219954 Expires 03/31/25 RCDD 03/08/24	Office of Construction and Facilities Management  U.S. Department of Veterans Affairs	Drawing Title <b>BUILDING 061 - LEVEL 01 DEMO - AREA C - TELECOM</b>	Phase <b>100% CONSTRUCTION DOCUMENTS</b>	Project Title <b>EHRM INFRASTRUCTURE UPGRADES</b>	Project Number <b>679-20-104</b>	
						Approved: Chief Engineer	<b>FULLY SPRINKLERED</b>	Location <b>TUSCALOOSA VAMC, TUSCALOOSA, AL.</b>	Building Number <b>061</b>	
							Issue Date <b>03/08/2024</b>	Checked <b>JMM</b>	Drawn <b>JEH</b>	Drawing Number <b>TD061.1C</b>

1 2 3 4 5 6 7 8 9 10



1 2 3 4 5 6 7 8 9 10

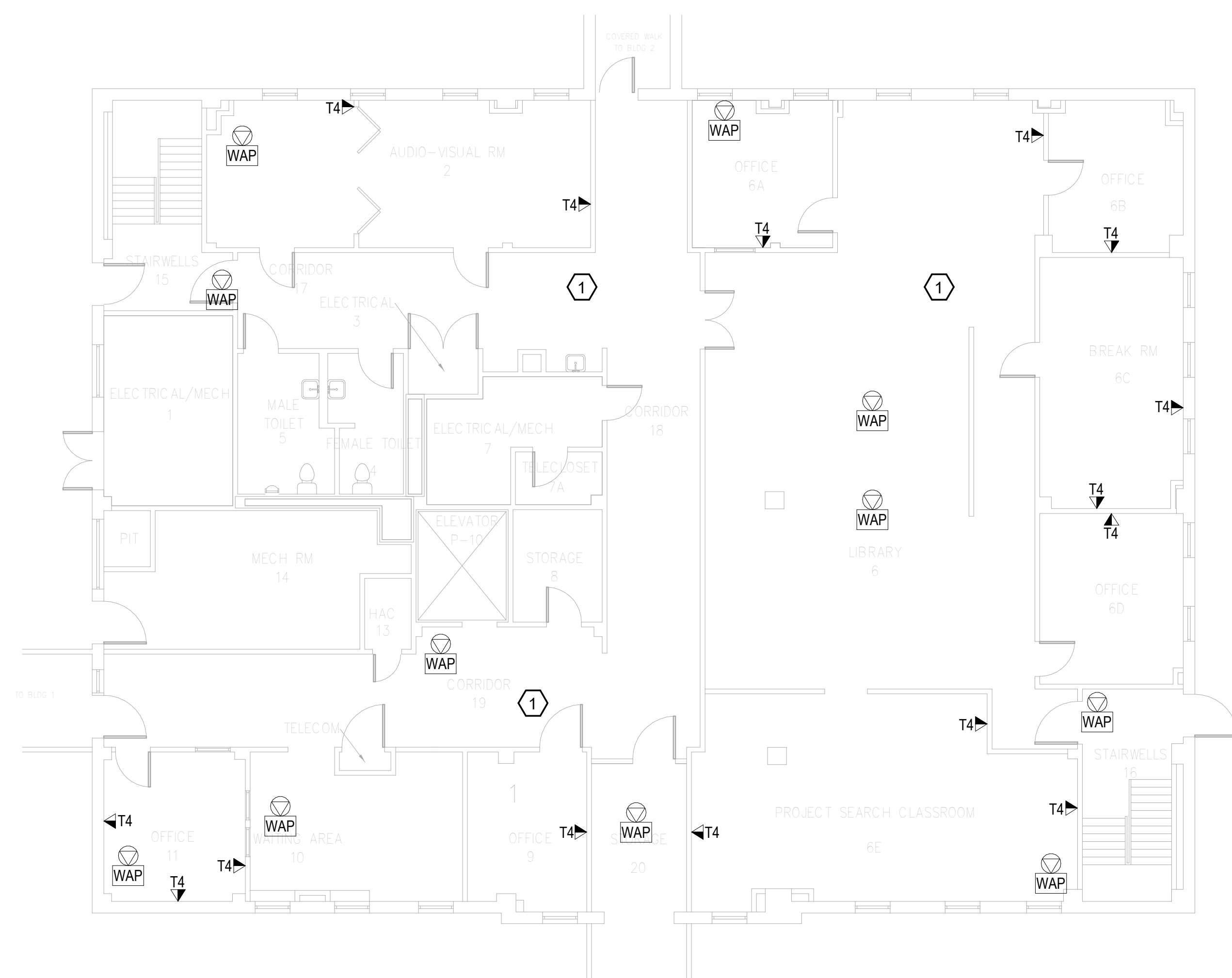
A  
B  
C  
D  
E  
F

**KEYNOTES:**

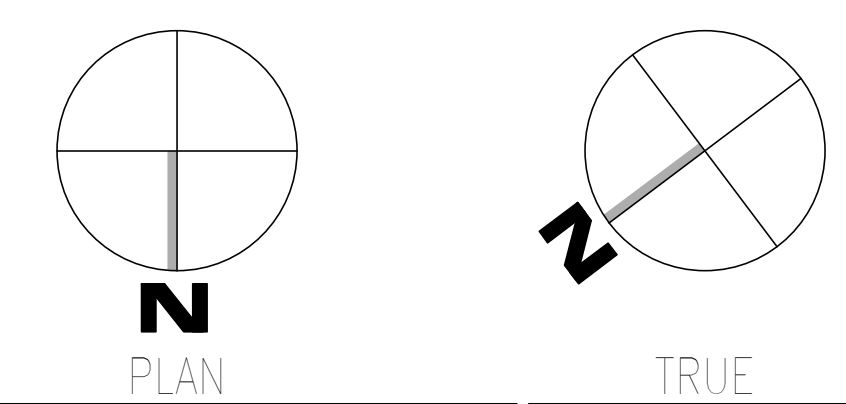
1. REMOVE ALL HORIZONTAL PATHWAYS, CONDUIT, CABLE TRAY, CABLING, OUTLET BOXES, FACEPLATES, JACKS, PATCH PANELS AND EQUIPMENT THROUGHOUT THIS LEVEL. CABLE SHALL BE REMOVED FROM END TO END TO INCLUDE ALL TERMINATIONS. NO ABANDONED CABLE SHALL BE LEFT IN PLACE. ALL EXISTING END USER EQUIPMENT CONNECTED TO EXISTING HORIZONTAL INFRASTRUCTURE (COMPUTERS, PHONES, WIRELESS ACCESS POINTS, ETC.) SHALL REMAIN IN PLACE AND BE CONNECTED TO NEW HORIZONTAL PERMANENT LINK AT THE TIME OF CUTOVER PRIOR TO DEMOLITION.

**GENERAL NOTES:**

- A. SEE SHEET TG001 FOR SYMBOLS LEGEND AND ADDITIONAL PROJECT NOTES.
- B. SEE SHEET TG003 & TN003 SERIES DRAWINGS FOR BACKBONE CABLING REQUIREMENTS TO EACH BUILDING.
- C. ALL EXISTING TELECOMMUNICATIONS INFRASTRUCTURE SHALL BE PROTECTED IN PLACE AND REMAIN ONLINE UNTIL THE NEW TELECOMMUNICATIONS INFRASTRUCTURE HAS BEEN INSTALLED, TESTED, AND CERTIFIED.
- D. REFER TO THE PHASING NARRATIVE FOR DETAILED INFORMATION CONCERNING THE TRANSITION FROM THE EXISTING TELECOMMUNICATIONS INFRASTRUCTURE TO THE NEW TELECOMMUNICATIONS INFRASTRUCTURE.



**F1** OVERALL DEMOLITION PLAN - GROUND LEVEL - TELECOM  
SCALE: 1/8" = 1'-0"



Revisions: _____ Date: _____	<b>CONSULTANT</b>  WileyWilson 127 Nationwide Drive Lynchburg, VA 24502 Phone: 434.947.1901 www.wileywilson.com	<b>SPECIALIZED ENGINEERING SOLUTIONS</b>  Specialized Engineering Solutions 1300 Baxter Street, Suite 355 Charlotte, NC 28204	<b>ARCHITECT/ENGINEER OF RECORD</b>  Atriax, pllc 703 Main Avenue SW PO Box 1629, Hickory, NC 28603 Phone: 828.315.9962 Fax: 828.315.9964 www.atriaxgroup.com NC Engineering License No.: P-0214 NC Architectural License No.: 51254	<b>STAMP</b>  Bicsi Registered Communications Distributor BICSI ID # 239554 Expires 03/31/25 RCD 03/08/24	<b>Office of Construction and Facilities Management</b> U.S. Department of Veterans Affairs	Drawing Title <b>BUILDING 063 - GROUND LEVEL DEMO - TELECOM</b>	Phase <b>100% CONSTRUCTION DOCUMENTS</b>	Project Title <b>EHRM INFRASTRUCTURE UPGRADES</b>	Project Number <b>679-20-104</b>		
						Approved: Chief Engineer	<b>FULLY SPRINKLERED</b>	Location <b>TUSCALOOSA VAMC, TUSCALOOSA, AL.</b>	Building Number <b>063</b>		
								Issue Date <b>03/08/2024</b>	Checked <b>JMM</b>	Drawn <b>JEH</b>	Drawing Number <b>TD063.0</b>

1 2 3 4 5 6 7 8 9 10

1 2 3 4 5 6 7 8 9 10

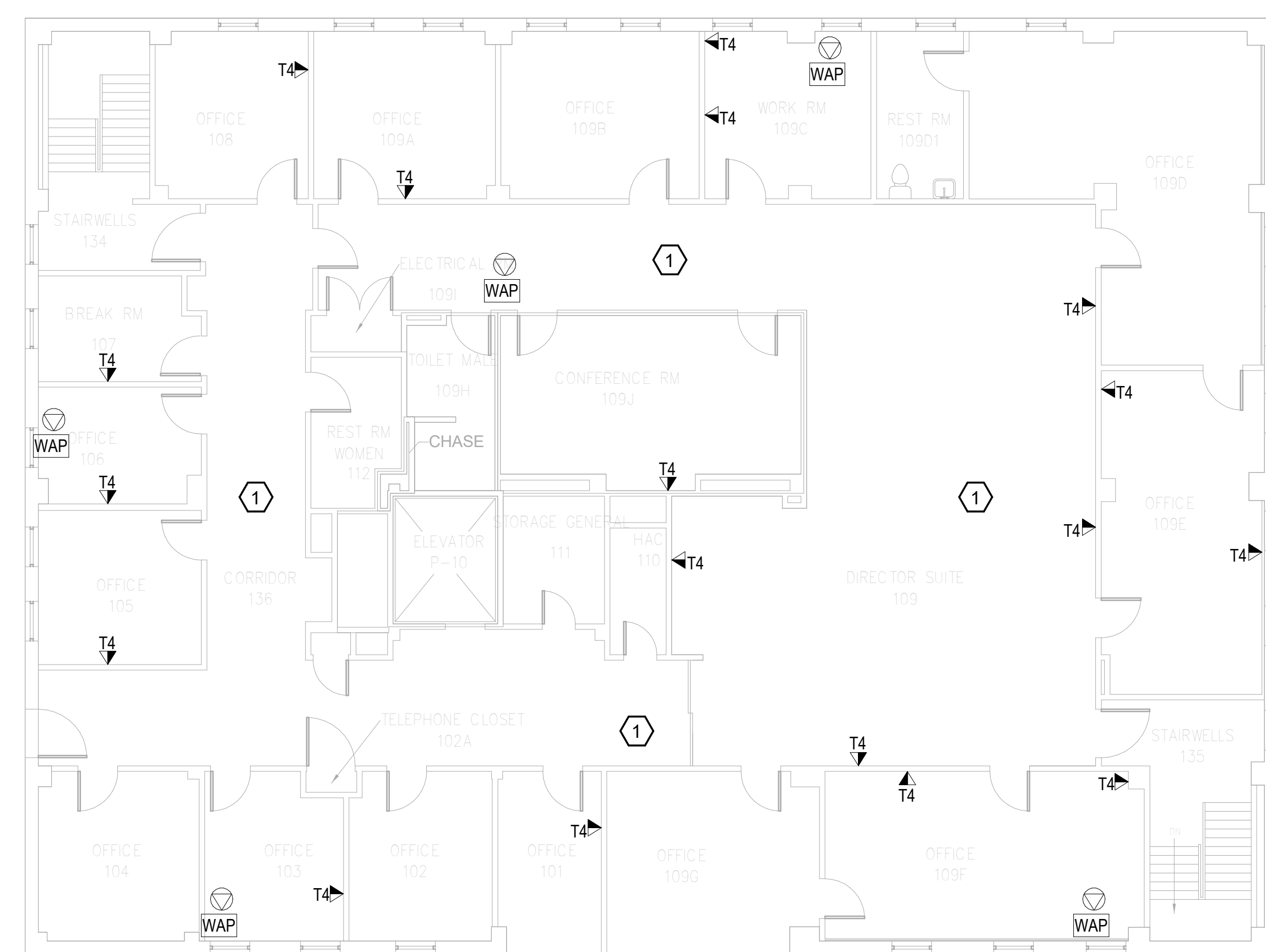
A  
B  
C  
D  
E  
F

**KEYNOTES:**

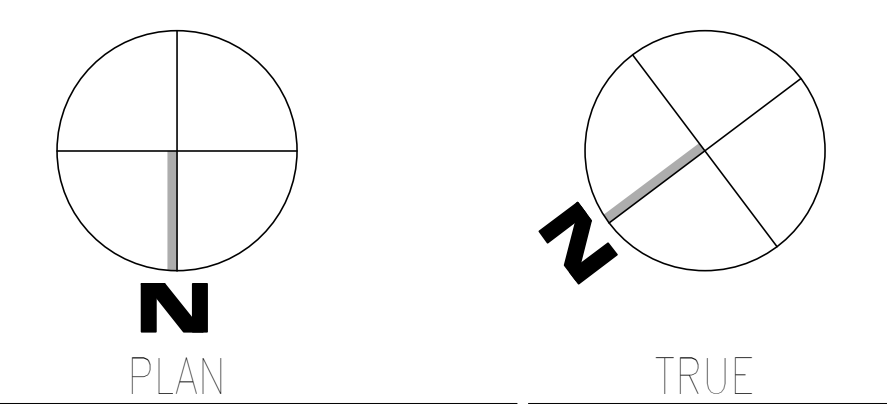
1. REMOVE ALL HORIZONTAL PATHWAYS, CONDUIT, CABLE TRAY, CABLING, OUTLET BOXES, FACEPLATES, JACKS, PATCH PANELS AND EQUIPMENT THROUGHOUT THIS LEVEL. CABLE SHALL BE REMOVED FROM END TO END TO INCLUDE ALL TERMINATIONS. NO ABANDONED CABLE SHALL BE LEFT IN PLACE. ALL EXISTING END USER EQUIPMENT CONNECTED TO EXISTING HORIZONTAL INFRASTRUCTURE (COMPUTERS, PHONES, WIRELESS ACCESS POINTS, ETC.) SHALL REMAIN IN PLACE AND BE CONNECTED TO NEW HORIZONTAL PERMANENT LINK AT THE TIME OF CUTOVER PRIOR TO DEMOLITION.

**GENERAL NOTES:**

- A. SEE SHEET TG001 FOR SYMBOLS LEGEND AND ADDITIONAL PROJECT NOTES.
- B. SEE SHEET TG003 & TN003 SERIES DRAWINGS FOR BACKBONE CABLING REQUIREMENTS TO EACH BUILDING.
- C. ALL EXISTING TELECOMMUNICATIONS INFRASTRUCTURE SHALL BE PROTECTED IN PLACE AND REMAIN ONLINE UNTIL THE NEW TELECOMMUNICATIONS INFRASTRUCTURE HAS BEEN INSTALLED, TESTED, AND CERTIFIED.
- D. REFER TO THE PHASING NARRATIVE FOR DETAILED INFORMATION CONCERNING THE TRANSITION FROM THE EXISTING TELECOMMUNICATIONS INFRASTRUCTURE TO THE NEW TELECOMMUNICATIONS INFRASTRUCTURE.



**F1** OVERALL DEMOLITION PLAN - LEVEL 01 - TELECOM  
SCALE: 1/8" = 1'-0"



Revisions:	Date:	<b>CONSULTANT</b> WileyWilson 127 Nationwide Drive Lynchburg, VA 24502 Phone: 434.947.1901 www.wileywilson.com	<b>SPECIALIZED ENGINEERING SOLUTIONS</b> Specialized Engineering Solutions 1300 Baxter Street, Suite 355 Charlotte, NC 28204	<b>ARCHITECT/ENGINEER OF RECORD</b> STAMP <b>Atriax</b> GROUP www.atriaxgroup.com Atriax, pllc 703 Main Avenue SW PO Box 1629, Hickory, NC 28603 Phone: 828.315.9962 Fax: 828.315.9964 NC Engineering License No.: P-0214 NC Architectural License No.: 51254	<b>Bicsi</b> REGISTERED COMMUNICATIONS DISTRIBUTION DESIGNER 3024 1/2 Main St BATESVILLE, TN 37625 615.895.2525 RCD 03/08/24	<b>Office of Construction and Facilities Management</b> U.S. Department of Veterans Affairs	Drawing Title <b>BUILDING 063 - LEVEL 01 DEMO - TELECOM</b>	Phase <b>100% CONSTRUCTION DOCUMENTS</b>	Project Title <b>EHRM INFRASTRUCTURE UPGRADES</b>	Project Number <b>679-20-104</b>	
							Approved: Chief Engineer	FULLY SPRINKLERED	Location <b>TUSCALOOSA VAMC, TUSCALOOSA, AL.</b>	Building Number <b>063</b>	
								Issue Date <b>03/08/2024</b>	Checked <b>JMM</b>	Drawn <b>JEH</b>	Drawing Number <b>TD063.1</b>

1 2 3 4 5 6 7 8 9 10

1 2 3 4 5 6 7 8 9 10

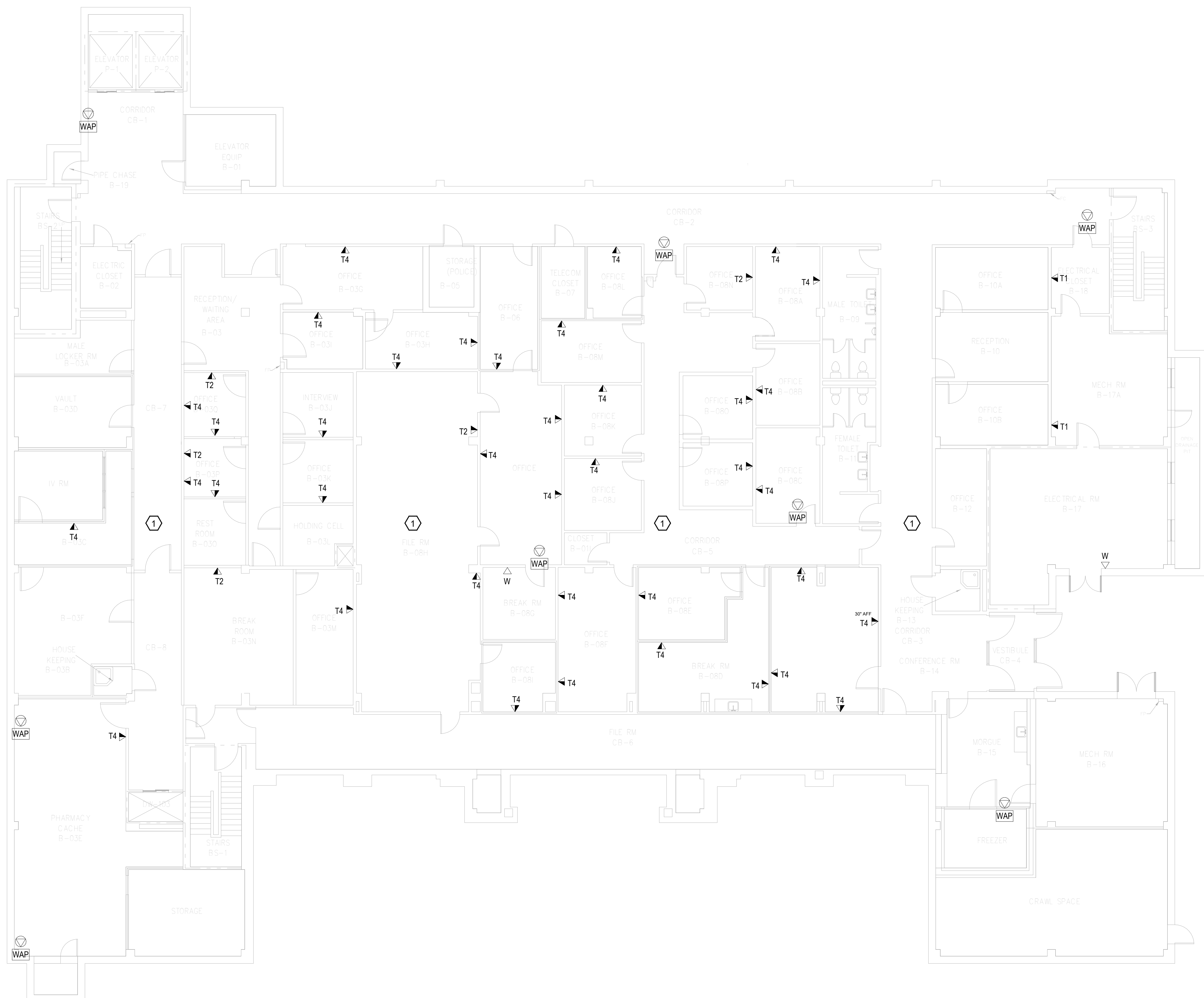
A  
B  
C  
D  
E  
F

**KEYNOTES:**

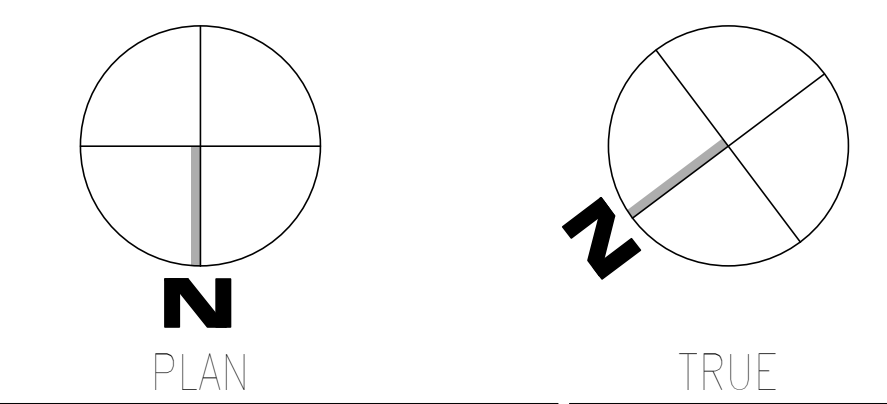
1. REMOVE ALL HORIZONTAL PATHWAYS, CONDUIT, CABLE TRAY, CABLING, OUTLET BOXES, FACEPLATES, JACKS, PATCH PANELS AND EQUIPMENT THROUGHOUT THIS LEVEL. CABLE SHALL BE REMOVED FROM END TO END TO INCLUDE ALL TERMINATIONS. NO ABANDONED CABLE SHALL BE LEFT IN PLACE. ALL EXISTING END USER EQUIPMENT CONNECTED TO EXISTING HORIZONTAL INFRASTRUCTURE (COMPUTERS, PHONES, WIRELESS ACCESS POINTS, ETC.) SHALL REMAIN IN PLACE AND BE CONNECTED TO NEW HORIZONTAL PERMANENT LINK AT THE TIME OF CUTOVER PRIOR TO DEMOLITION.

**GENERAL NOTES:**

- A. SEE SHEET TG001 FOR SYMBOLS LEGEND AND ADDITIONAL PROJECT NOTES.
- B. SEE SHEET TG003 & TN003 SERIES DRAWINGS FOR BACKBONE CABLING REQUIREMENTS TO EACH BUILDING.
- C. ALL EXISTING TELECOMMUNICATIONS INFRASTRUCTURE SHALL BE PROTECTED IN PLACE AND REMAIN ONLINE UNTIL THE NEW TELECOMMUNICATIONS INFRASTRUCTURE HAS BEEN INSTALLED, TESTED, AND CERTIFIED.
- D. REFER TO THE PHASING NARRATIVE FOR DETAILED INFORMATION CONCERNING THE TRANSITION FROM THE EXISTING TELECOMMUNICATIONS INFRASTRUCTURE TO THE NEW TELECOMMUNICATIONS INFRASTRUCTURE.



**F1** OVERALL DEMOLITION PLAN - BASEMENT LEVEL - TELECOM  
SCALE: 1/8" = 1'-0"



<b>CONSULTANT</b>  WileyWilson 127 Nationwide Drive Lynchburg, VA 24502 Phone: 434.947.1901 www.wileywilson.com		<b>ARCHITECT/ENGINEER OF RECORD</b>  Atriax, pllc 703 Main Avenue SW PO Box 1629, Hickory, NC 28603 Phone: 828.315.9962 Fax: 828.315.9964 www.atriaxgroup.com NC Engineering License No.: P-0214 NC Architectural License No.: 51254		<b>STAMP</b> 		Office of Construction and Facilities Management U.S. Department of Veterans Affairs		Drawing Title <b>BUILDING 135 - BASEMENT LEVEL DEMO - TELECOM</b> Approved: Chief Engineer		Phase <b>100% CONSTRUCTION DOCUMENTS</b>		Project Title <b>EHRM INFRASTRUCTURE UPGRADES</b> Location <b>TUSCALOOSA VAMC, TUSCALOOSA, AL.</b> Issue Date <b>03/08/2024</b>		Project Number <b>679-20-104</b> Building Number <b>135</b> Drawing Number <b>TD135.B</b>	
Revisions:		Date:		Checked <b>JMM</b>		Drawn <b>JEH</b>		FULLY SPRINKLERED		F1		F1			

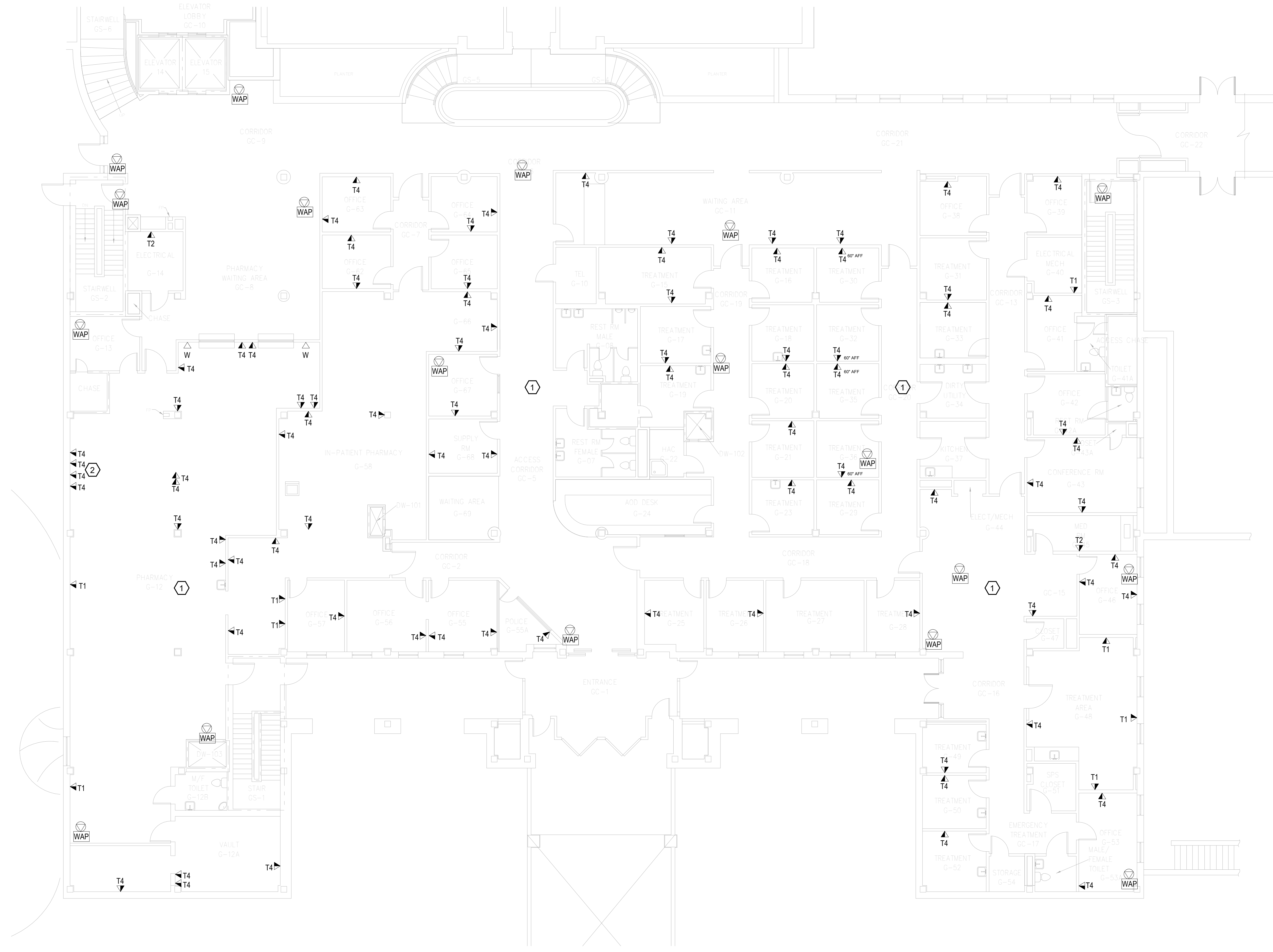
1 2 3 4 5 6 7 8 9 10

**KEYNOTES:**

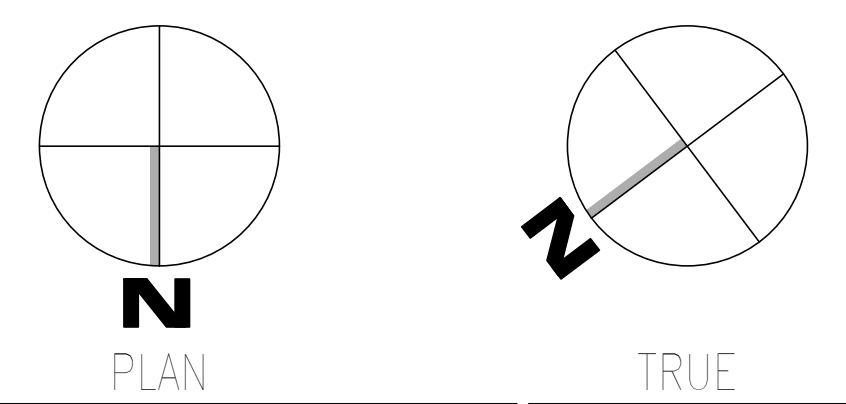
1. REMOVE ALL HORIZONTAL PATHWAYS, CONDUIT, CABLE TRAY, CABLING, OUTLET BOXES, FACEPLATES, JACKS, PATCH PANELS AND EQUIPMENT THROUGHOUT THIS LEVEL. CABLE SHALL BE REMOVED FROM END TO END TO INCLUDE ALL TERMINATIONS. NO ABANDONED CABLE SHALL BE LEFT IN PLACE. ALL EXISTING END USER EQUIPMENT CONNECTED TO EXISTING HORIZONTAL INFRASTRUCTURE (COMPUTERS, PHONES, WIRELESS ACCESS POINTS, ETC.) SHALL REMAIN IN PLACE AND BE CONNECTED TO NEW HORIZONTAL PERMANENT LINK AT THE TIME OF CUTOVER PRIOR TO DEMOLITION.
2. (4) TELECOMMUNICATIONS QUAD OUTLETS LOCATED IN CASEWORK.

**GENERAL NOTES:**

- A. SEE SHEET TG001 FOR SYMBOLS LEGEND AND ADDITIONAL PROJECT NOTES.
- B. SEE SHEET TG003 & TN000 SERIES DRAWINGS FOR BACKBONE CABLING REQUIREMENTS TO EACH BUILDING.
- C. ALL EXISTING TELECOMMUNICATIONS INFRASTRUCTURE SHALL BE PROTECTED IN PLACE AND REMAIN ONLINE UNTIL THE NEW TELECOMMUNICATIONS INFRASTRUCTURE HAS BEEN INSTALLED, TESTED, AND CERTIFIED.
- D. REFER TO THE PHASING NARRATIVE FOR DETAILED INFORMATION CONCERNING THE TRANSITION FROM THE EXISTING TELECOMMUNICATIONS INFRASTRUCTURE TO THE NEW TELECOMMUNICATIONS INFRASTRUCTURE.



**F1** OVERALL DEMOLITION PLAN - GROUND LEVEL - TELECOM  
SCALE: 1/8" = 1'-0"



Revisions:	<b>CONSULTANT</b> WileyWilson 127 Nationwide Drive Lynchburg, VA 24502 Phone: 434.947.1901 www.wileywilson.com		<b>SPECIALIZED ENGINEERING SOLUTIONS</b> Specialized Engineering Solutions 1300 Baxter Street, Suite 355 Charlotte, NC 28204		<b>ARCHITECT/ENGINEER OF RECORD</b> Atriax, plc 703 Main Avenue SW PO Box 1629, Hickory, NC 28603 Phone: 828.315.9962 Fax: 828.315.9964 www.atriaxgroup.com NC Engineering License No.: P-0214 NC Architectural License No.: 51254		<b>STAMP</b> Bicsi REGISTERED COMMUNICATIONS DISTRIBUTION TECHNOLOGIST BICSI ID # 239554 Expires 03/31/25 RCDD 03/08/24		<b>Office of Construction and Facilities Management</b> VA U.S. Department of Veterans Affairs		Drawing Title <b>BUILDING 135 - GROUND LEVEL DEMO - TELECOM</b>		Phase <b>100% CONSTRUCTION DOCUMENTS</b>		Project Title <b>EHRM INFRASTRUCTURE UPGRADES</b>		Project Number <b>679-20-104</b>				
	Date:										Approved: Chief Engineer		<b>FULLY SPRINKLERED</b>		Location <b>TUSCALOOSA VAMC, TUSCALOOSA, AL.</b>		Building Number <b>135</b>				
														Issue Date <b>03/08/2024</b>		Checked <b>JMM</b>		Drawn <b>JEH</b>		Drawing Number <b>TD135.0</b>	

1 2 3 4 5 6 7 8 9 10

A  
B  
C  
D  
E  
F

**KEYNOTES:**

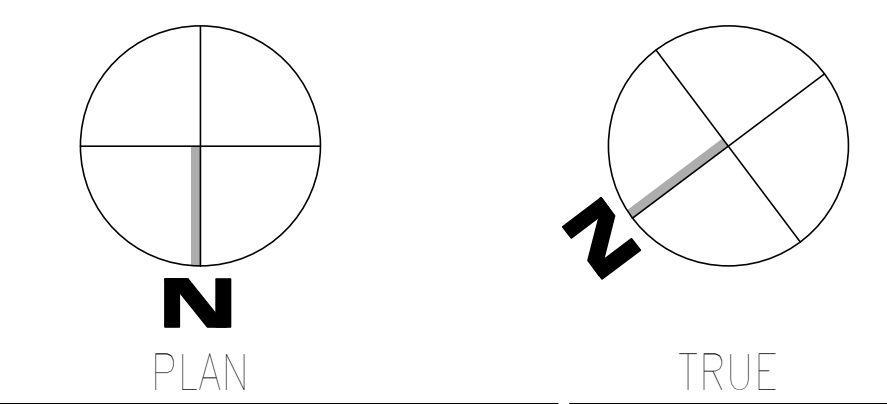
1. REMOVE ALL HORIZONTAL PATHWAYS, CONDUIT, CABLE TRAY, CABLING, OUTLET BOXES, FACEPLATES, JACKS, PATCH PANELS AND EQUIPMENT THROUGHOUT THIS LEVEL. CABLE SHALL BE REMOVED FROM END TO END TO INCLUDE ALL TERMINATIONS. NO ABANDONED CABLE SHALL BE LEFT IN PLACE. ALL EXISTING END USER EQUIPMENT CONNECTED TO EXISTING HORIZONTAL INFRASTRUCTURE (COMPUTERS, PHONES, WIRELESS ACCESS POINTS, ETC.) SHALL REMAIN IN PLACE AND BE CONNECTED TO NEW HORIZONTAL PERMANENT LINK AT THE TIME OF CUTOVER PRIOR TO DEMOLITION.

**GENERAL NOTES:**

- SEE SHEET TG001 FOR SYMBOLS LEGEND AND ADDITIONAL PROJECT NOTES.
- SEE SHEET TG003 & TN000 SERIES DRAWINGS FOR BACKBONE CABLING REQUIREMENTS TO EACH BUILDING.
- ALL EXISTING TELECOMMUNICATIONS INFRASTRUCTURE SHALL BE PROTECTED IN PLACE AND REMAIN ONLINE UNTIL THE NEW TELECOMMUNICATIONS INFRASTRUCTURE HAS BEEN INSTALLED, TESTED, AND CERTIFIED.
- REFER TO THE PHASING NARRATIVE FOR DETAILED INFORMATION CONCERNING THE TRANSITION FROM THE EXISTING TELECOMMUNICATIONS INFRASTRUCTURE TO THE NEW TELECOMMUNICATIONS INFRASTRUCTURE.



**F1 OVERALL DEMOLITION PLAN - LEVEL 01 - TELECOM**  
SCALE: 1/8" = 1'-0"



Revisions: Date:	<b>CONSULTANT</b>  WileyWilson 127 Nationwide Drive Lynchburg, VA 24502 Phone: 434.947.1901 www.wileywilson.com	<b>SPECIALIZED ENGINEERING SOLUTIONS</b>  Specialized Engineering Solutions 1300 Baxter Street, Suite 355 Charlotte, NC 28204	<b>ARCHITECT/ENGINEER OF RECORD</b>  Atriax, pllc 703 Main Avenue SW PO Box 1629, Hickory, NC 28603 Phone: 828.315.9962 Fax: 828.315.9964 www.atriaxgroup.com NC Engineering License No.: P-0214 NC Architectural License No.: 51254	<b>STAMP</b>  Bicsi 11555 BICSI DRIVE BICSI 107 # 219954 EXP. 03/31/25 RCD 03/08/24	<b>Office of Construction and Facilities Management</b>  U.S. Department of Veterans Affairs	Drawing Title <b>BUILDING 135 - LEVEL 01 DEMO - TELECOM</b>	Phase <b>100% CONSTRUCTION DOCUMENTS</b>	Project Title <b>EHRM INFRASTRUCTURE UPGRADES</b>	Project Number <b>679-20-104</b>		
						Approved: Chief Engineer	<b>FULLY SPRINKLERED</b>	Location <b>TUSCALOOSA VAMC, TUSCALOOSA, AL.</b>	Building Number <b>135</b>		
								Issue Date <b>03/08/2024</b>	Checked <b>JMM</b>	Drawn <b>JEH</b>	Drawing Number <b>TD135.1</b>

1 2 3 4 5 6 7 8 9 10

1 2 3 4 5 6 7 8 9 10

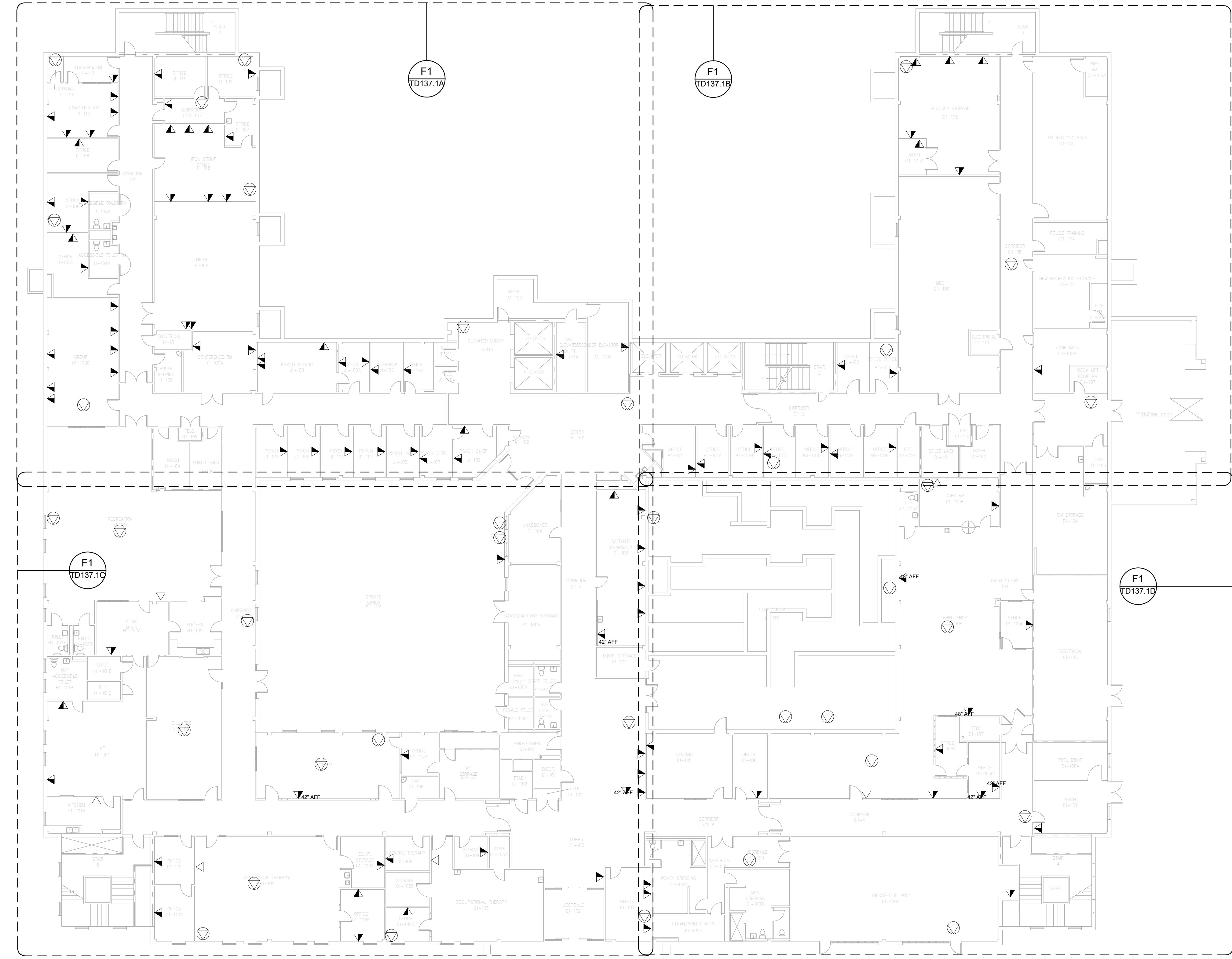
A  
B  
C  
D  
E  
F

**#) KEYNOTES:**

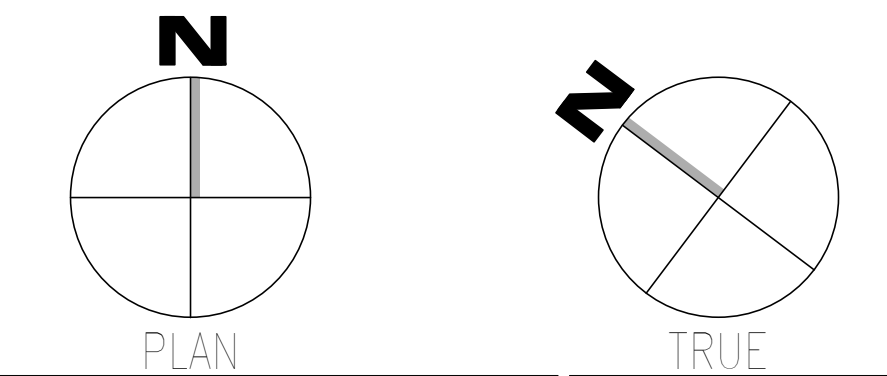
1. REMOVE ALL HORIZONTAL PATHWAYS, CONDUIT, CABLE TRAY, CABLING, OUTLET BOXES, FACEPLATES, JACKS, PATCH PANELS AND EQUIPMENT THROUGHOUT THIS LEVEL. CABLE SHALL BE REMOVED FROM END TO END TO INCLUDE ALL TERMINATIONS. NO ABANDONED CABLE SHALL BE LEFT IN PLACE. ALL EXISTING END USER EQUIPMENT CONNECTED TO EXISTING HORIZONTAL INFRASTRUCTURE (COMPUTERS, PHONES, WIRELESS ACCESS POINTS, ETC.) SHALL REMAIN IN PLACE AND BE CONNECTED TO NEW HORIZONTAL PERMANENT LINK AT THE TIME OF CUTOVER PRIOR TO DEMOLITION.

**GENERAL NOTES:**

- A. SEE SHEET TG001 FOR SYMBOLS LEGEND AND ADDITIONAL PROJECT NOTES.
- B. SEE SHEET TG003 & TN003 SERIES DRAWINGS FOR BACKBONE CABLING REQUIREMENTS TO EACH BUILDING.
- C. ALL EXISTING TELECOMMUNICATIONS INFRASTRUCTURE SHALL BE PROTECTED IN PLACE AND REMAIN ONLINE UNTIL THE NEW TELECOMMUNICATIONS INFRASTRUCTURE HAS BEEN INSTALLED, TESTED, AND CERTIFIED.
- D. REFER TO THE PHASING NARRATIVE FOR DETAILED INFORMATION CONCERNING THE TRANSITION FROM THE EXISTING TELECOMMUNICATIONS INFRASTRUCTURE TO THE NEW TELECOMMUNICATIONS INFRASTRUCTURE.



**F1 OVERALL DEMOLITION PLAN - LEVEL 01**  
SCALE: 1/16" = 1'-0"



Revisions:	<b>CONSULTANT</b>  WileyWilson 127 Nationwide Drive Lynchburg, VA 24502 Phone: 434.947.1901 www.wileywilson.com		<b>ARCHITECT/ENGINEER OF RECORD</b>		<b>Office of Construction and Facilities Management</b> U.S. Department of Veterans Affairs	Drawing Title <b>BUILDING 137 - LEVEL 01 DEMO - TELECOM</b>	Phase <b>100% CONSTRUCTION DOCUMENTS</b>	Project Title <b>EHRM INFRASTRUCTURE UPGRADES</b>	Project Number <b>679-20-104</b>
	Date:	<b>SPECIALIZED ENGINEERING SOLUTIONS</b> Specialized Engineering Solutions 1300 Baxter Street, Suite 355 Charlotte, NC 28204		<b>Atriax GROUP</b> www.atriaxgroup.com Atriax, pllc 703 Main Avenue SW PO Box 1629, Hickory, NC 28603 Phone: 828.315.9962 Fax: 828.315.9964 NC Engineering License No.: P-0214 NC Architectural License No.: 51254		Approved: Chief Engineer	<b>FULLY SPRINKLERED</b>	Location <b>TUSCALOOSA VAMC, TUSCALOOSA, AL.</b>	Drawing Number <b>TD137.1</b>

1 2 3 4 5 6 7 8 9 10

1 2 3 4 5 6 7 8 9 10

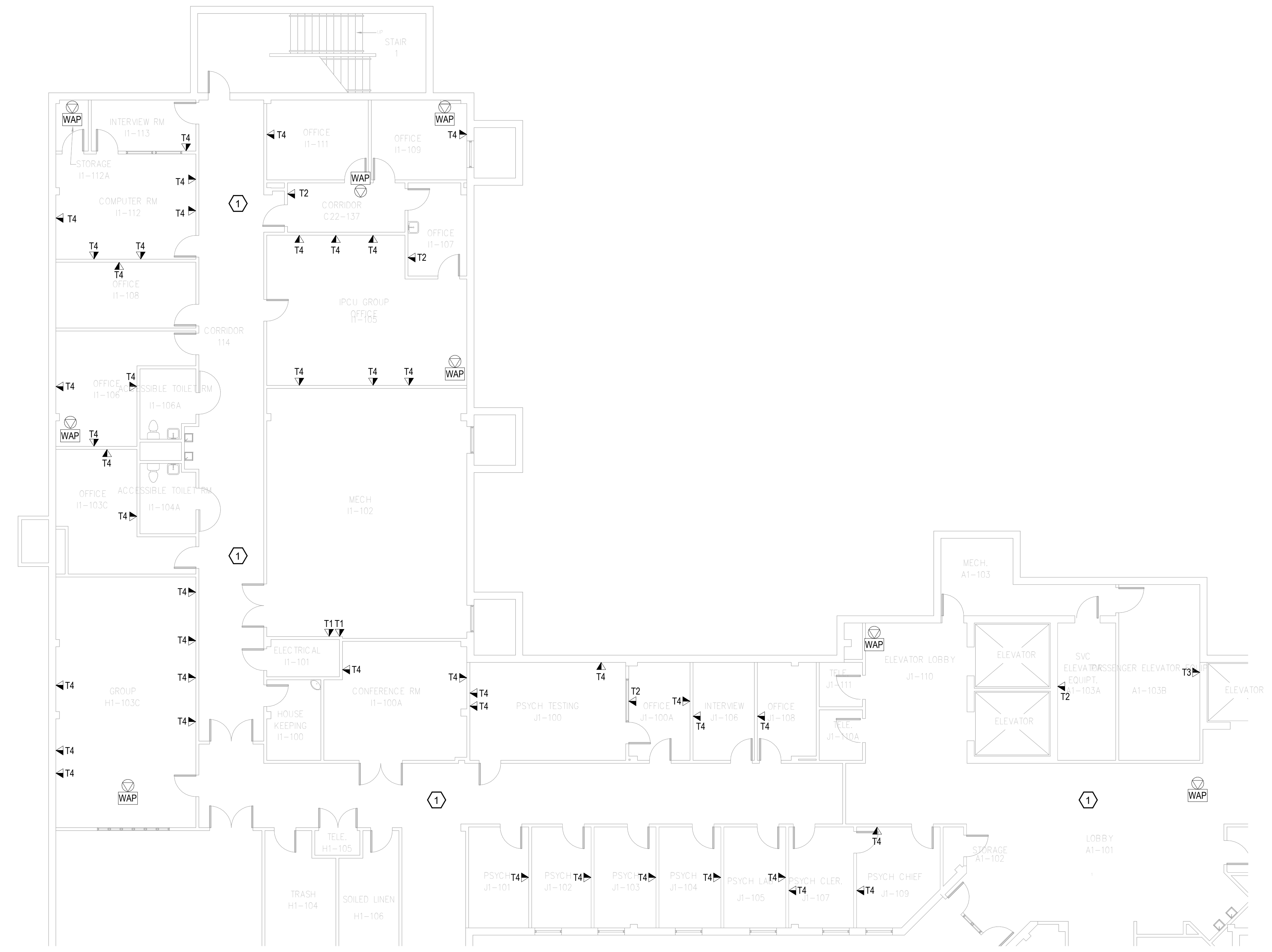
A  
B  
C  
D  
E  
F

**#) KEYNOTES:**

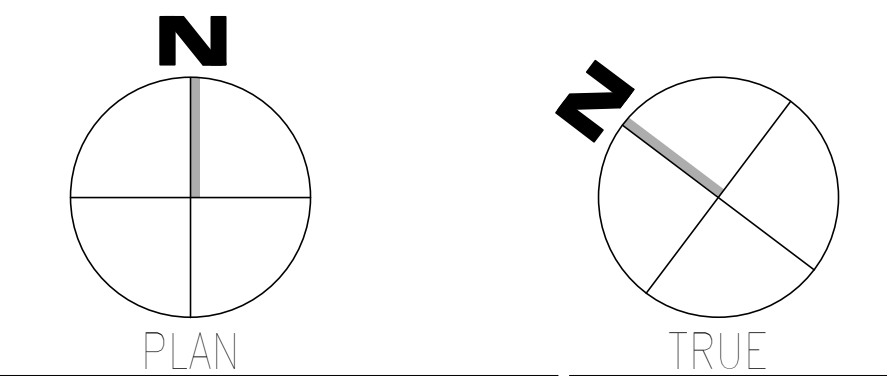
1. REMOVE ALL HORIZONTAL PATHWAYS, CONDUIT, CABLE TRAY, CABLING, OUTLET BOXES, FACEPLATES, JACKS, PATCH PANELS AND EQUIPMENT THROUGHOUT THIS LEVEL. CABLE SHALL BE REMOVED FROM END TO END TO INCLUDE ALL TERMINATIONS. NO ABANDONED CABLE SHALL BE LEFT IN PLACE. ALL EXISTING END USER EQUIPMENT CONNECTED TO EXISTING HORIZONTAL INFRASTRUCTURE (COMPUTERS, PHONES, WIRELESS ACCESS POINTS, ETC.) SHALL REMAIN IN PLACE AND BE CONNECTED TO NEW HORIZONTAL PERMANENT LINK AT THE TIME OF CUTOVER PRIOR TO DEMOLITION.

**GENERAL NOTES:**

- A. SEE SHEET TG001 FOR SYMBOLS LEGEND AND ADDITIONAL PROJECT NOTES.
- B. SEE SHEET TG003 & TN003 SERIES DRAWINGS FOR BACKBONE CABLING REQUIREMENTS TO EACH BUILDING.
- C. ALL EXISTING TELECOMMUNICATIONS INFRASTRUCTURE SHALL BE PROTECTED IN PLACE AND REMAIN ONLINE UNTIL THE NEW TELECOMMUNICATIONS INFRASTRUCTURE HAS BEEN INSTALLED, TESTED, AND CERTIFIED.
- D. REFER TO THE PHASING NARRATIVE FOR DETAILED INFORMATION CONCERNING THE TRANSITION FROM THE EXISTING TELECOMMUNICATIONS INFRASTRUCTURE TO THE NEW TELECOMMUNICATIONS INFRASTRUCTURE.



**F1** DEMOLITION PLAN - LEVEL 01 - TELECOM - AREA A  
SCALE: 1/8" = 1'-0"



<b>CONSULTANT</b>  WileyWilson 127 Nationwide Drive Lynchburg, VA 24502 Phone: 434.947.1901 www.wileywilson.com		<b>ARCHITECT/ENGINEER OF RECORD</b>  Atriax, pllc 703 Main Avenue SW PO Box 1629, Hickory, NC 28603 Phone: 828.315.9962 Fax: 828.315.9964 www.atriaxgroup.com NC Engineering License No.: P-0214 NC Architectural License No.: 51254		<b>STAMP</b> 		Office of Construction and Facilities Management U.S. Department of Veterans Affairs		Drawing Title <b>BUILDING 137 - LEVEL 01                  DEMO - AREA A - TELECOM</b>		Phase <b>100% CONSTRUCTION                  DOCUMENTS</b>		Project Title <b>EHRM INFRASTRUCTURE UPGRADES</b>		Project Number <b>679-20-104</b>			
Revisions:		Date:		Approved: Chief Engineer		<b>FULLY SPRINKLERED</b>		Location <b>TUSCALOOSA VAMC, TUSCALOOSA, AL.</b>		Drawing Number <b>TD137.1A</b>		Issue Date <b>03/08/2024</b>		Checked <b>JMM</b>		Drawn <b>JEH</b>	

1 2 3 4 5 6 7 8 9 10

1 2 3 4 5 6 7 8 9 10

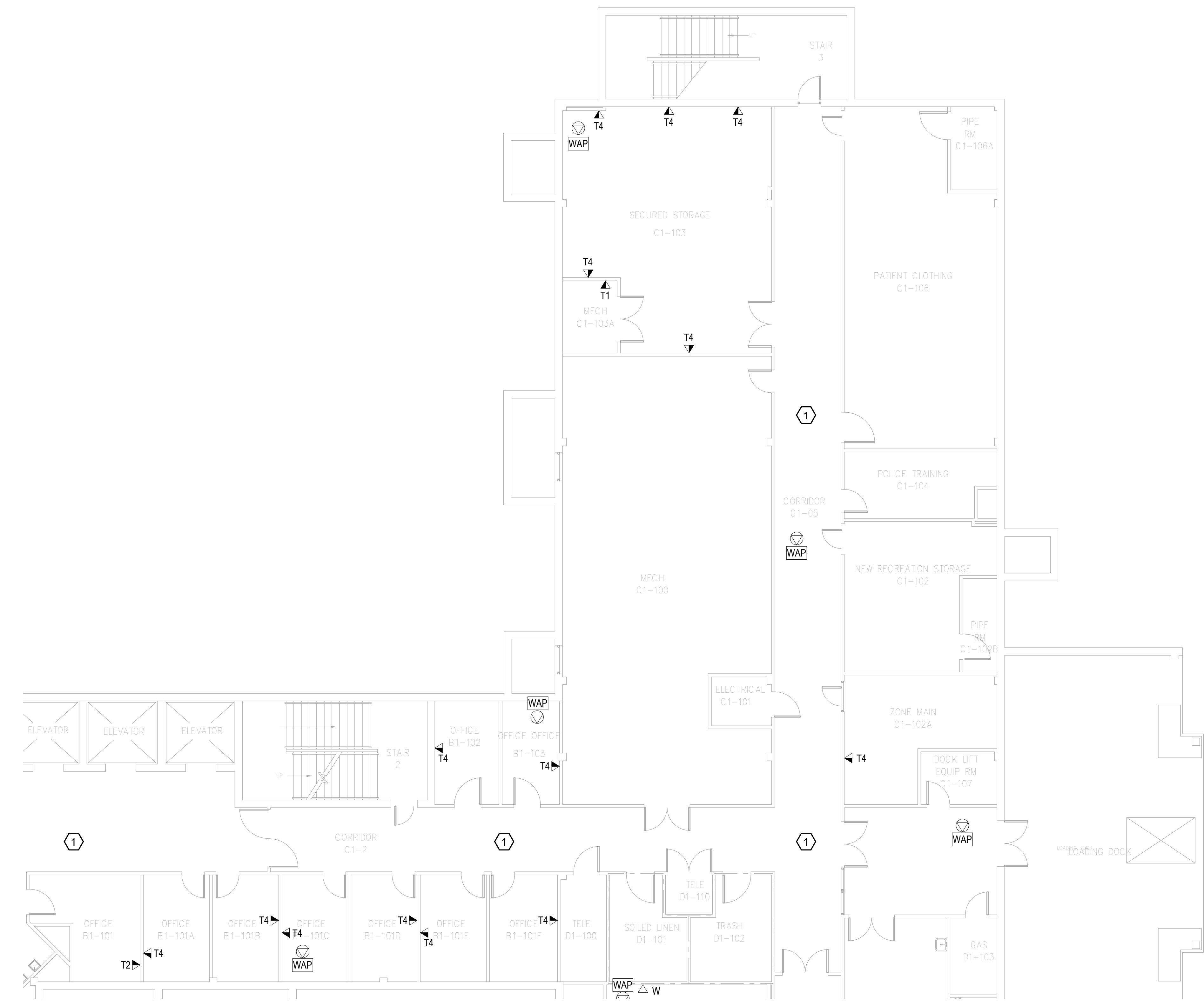
A B C D E F

# KEYNOTES:

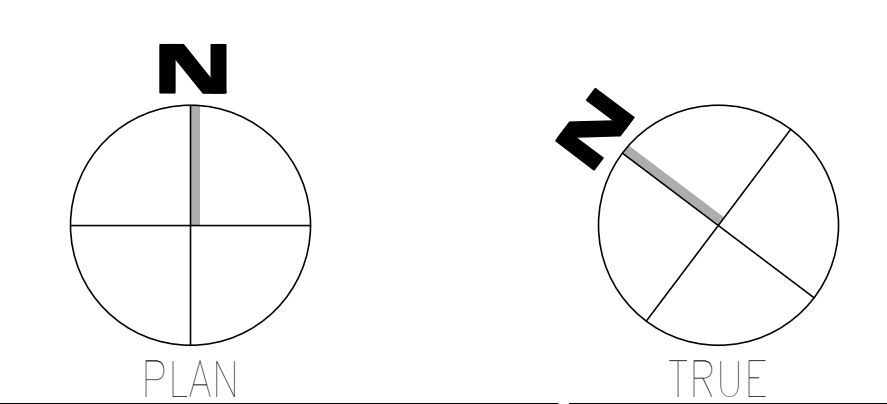
- 1. REMOVE ALL HORIZONTAL PATHWAYS, CONDUIT, CABLE TRAY, CABLING, OUTLET BOXES, FACEPLATES, JACKS, PATCH PANELS AND EQUIPMENT THROUGHOUT THIS LEVEL. CABLE SHALL BE REMOVED FROM END TO END TO INCLUDE ALL TERMINATIONS. NO ABANDONED CABLE SHALL BE LEFT IN PLACE. ALL EXISTING END USER EQUIPMENT CONNECTED TO EXISTING HORIZONTAL INFRASTRUCTURE (COMPUTERS, PHONES, WIRELESS ACCESS POINTS, ETC.) SHALL REMAIN IN PLACE AND BE CONNECTED TO NEW HORIZONTAL PERMANENT LINK AT THE TIME OF CUTOVER PRIOR TO DEMOLITION.

GENERAL NOTES:

- A. SEE SHEET TG001 FOR SYMBOLS LEGEND AND ADDITIONAL PROJECT NOTES.
- B. SEE SHEET TG003 & TN003 SERIES DRAWINGS FOR BACKBONE CABLING REQUIREMENTS TO EACH BUILDING.
- C. ALL EXISTING TELECOMMUNICATIONS INFRASTRUCTURE SHALL BE PROTECTED IN PLACE AND REMAIN ONLINE UNTIL THE NEW TELECOMMUNICATIONS INFRASTRUCTURE HAS BEEN INSTALLED, TESTED, AND CERTIFIED.
- D. REFER TO THE PHASING NARRATIVE FOR DETAILED INFORMATION CONCERNING THE TRANSITION FROM THE EXISTING TELECOMMUNICATIONS INFRASTRUCTURE TO THE NEW TELECOMMUNICATIONS INFRASTRUCTURE.



F1 DEMOLITION PLAN - LEVEL 01 - TELECOM - AREA B  
 SCALE: 1/8" = 1'-0"



Revisions: 1 2 3 4 5 6 7 8 9 10	<b>CONSULTANT</b>  WileyWilson 127 Nationwide Drive Lynchburg, VA 24502 Phone: 434.947.1901 www.wileywilson.com	<b>SPECIALIZED ENGINEERING SOLUTIONS</b>  Specialized Engineering Solutions 1300 Baxter Street, Suite 355 Charlotte, NC 28204	<b>ARCHITECT/ENGINEER OF RECORD</b>  Atriax, pllc 703 Main Avenue SW PO Box 1629, Hickory, NC 28603 Phone: 828.315.9962 Fax: 828.315.9964 www.atriaxgroup.com NC Engineering License No.: P-0214 NC Architectural License No.: 51254	<b>STAMP</b>  Bicsi Registered Communications Distributor BICSI 107 # 239554 Expires 03/31/25 RCD 03/08/24	<b>Office of Construction and Facilities Management</b>  U.S. Department of Veterans Affairs	<b>Drawing Title</b> BUILDING 137 - LEVEL 01 DEMO - AREA B - TELECOM <b>Approved: Chief Engineer</b>	<b>Phase</b> 100% CONSTRUCTION DOCUMENTS FULLY SPRINKLERED	<b>Project Title</b> EHRM INFRASTRUCTURE UPGRADES <b>Location</b> TUSCALOOSA VAMC, TUSCALOOSA, AL. <b>Issue Date</b> 03/08/2024	<b>Project Number</b> 679-20-104 <b>Building Number</b> 137 <b>Drawing Number</b> TD137.1B	<b>Checked</b> JMM <b>Drawn</b> JEH
	Date:									

1 2 3 4 5 6 7 8 9 10



1 2 3 4 5 6 7 8 9 10

A  
B  
C  
D  
E  
F

**KEYNOTES:**

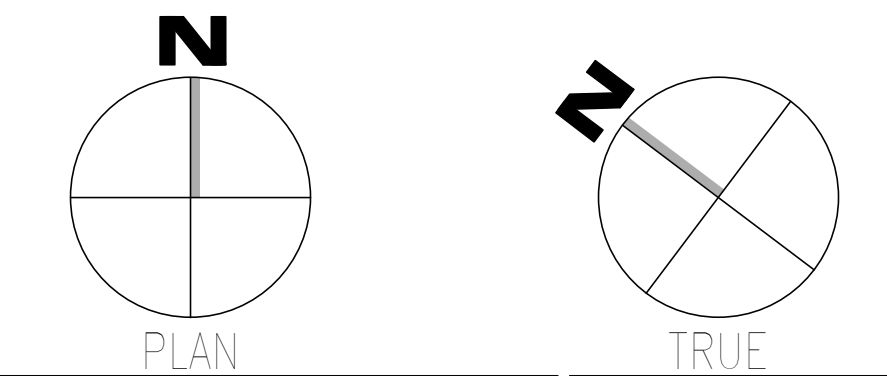
1. REMOVE ALL HORIZONTAL PATHWAYS, CONDUIT, CABLE TRAY, CABLING, OUTLET BOXES, FACEPLATES, JACKS, PATCH PANELS AND EQUIPMENT THROUGHOUT THIS LEVEL. CABLE SHALL BE REMOVED FROM END TO END TO INCLUDE ALL TERMINATIONS. NO ABANDONED CABLE SHALL BE LEFT IN PLACE. ALL EXISTING END USER EQUIPMENT CONNECTED TO EXISTING HORIZONTAL INFRASTRUCTURE (COMPUTERS, PHONES, WIRELESS ACCESS POINTS, ETC.) SHALL REMAIN IN PLACE AND BE CONNECTED TO NEW HORIZONTAL PERMANENT LINK AT THE TIME OF CUTOVER PRIOR TO DEMOLITION.

**GENERAL NOTES:**

- A. SEE SHEET TG001 FOR SYMBOLS LEGEND AND ADDITIONAL PROJECT NOTES.
- B. SEE SHEET TG003 & TN003 SERIES DRAWINGS FOR BACKBONE CABLING REQUIREMENTS TO EACH BUILDING.
- C. ALL EXISTING TELECOMMUNICATIONS INFRASTRUCTURE SHALL BE PROTECTED IN PLACE AND REMAIN ONLINE UNTIL THE NEW TELECOMMUNICATIONS INFRASTRUCTURE HAS BEEN INSTALLED, TESTED, AND CERTIFIED.
- D. REFER TO THE PHASING NARRATIVE FOR DETAILED INFORMATION CONCERNING THE TRANSITION FROM THE EXISTING TELECOMMUNICATIONS INFRASTRUCTURE TO THE NEW TELECOMMUNICATIONS INFRASTRUCTURE.



**F1 DEMOLITION PLAN - LEVEL 01 - TELECOM - AREA C**  
SCALE: 1/8" = 1'-0"



Revisions: Date:	<b>CONSULTANT</b>  WileyWilson 127 Nationwide Drive Lynchburg, VA 24502 Phone: 434.947.1901 www.wileywilson.com	<b>SPECIALIZED ENGINEERING SOLUTIONS</b>  Specialized Engineering Solutions 1300 Baxter Street, Suite 355 Charlotte, NC 28204	<b>ARCHITECT/ENGINEER OF RECORD</b>  Atriax, pllc 703 Main Avenue SW PO Box 1629, Hickory, NC 28603 Phone: 828.315.9962 Fax: 828.315.9964 www.atriaxgroup.com NC Engineering License No.: P-0214 NC Architectural License No.: 51254	<b>STAMP</b>  Bicsi REGISTERED COMMUNICATIONS DISTRIBUTION DESIGNER 03/08/24	<b>Office of Construction and Facilities Management</b>  U.S. Department of Veterans Affairs	Drawing Title <b>BUILDING 137 - LEVEL 01 DEMO - AREA C - TELECOM</b>	Phase <b>100% CONSTRUCTION DOCUMENTS</b>	Project Title <b>EHRM INFRASTRUCTURE UPGRADES</b>	Project Number <b>679-20-104</b>
	Approved: Chief Engineer	<b>FULLY SPRINKLERED</b>	Location <b>TUSCALOOSA VAMC, TUSCALOOSA, AL.</b>	Issue Date <b>03/08/2024</b>	Checked <b>JMM</b>	Drawn <b>JEH</b>	Building Number <b>137</b>	Drawing Number <b>TD137.1C</b>	

1 2 3 4 5 6 7 8 9 10

1 2 3 4 5 6 7 8 9 10

A  
B  
C  
D  
E  
F

**KEYNOTES:**

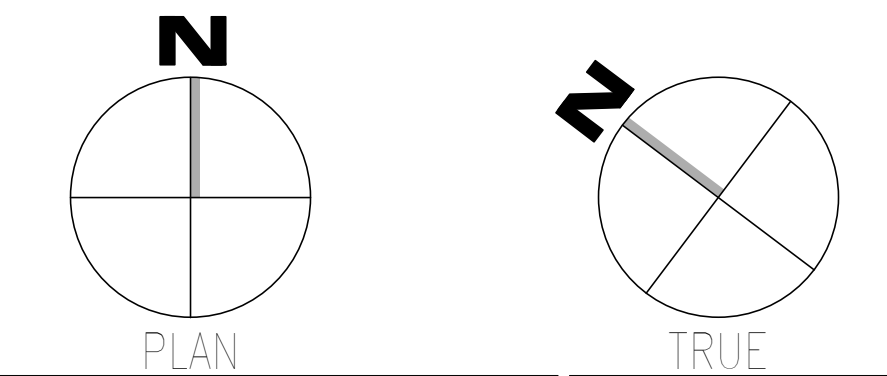
1. REMOVE ALL HORIZONTAL PATHWAYS, CONDUIT, CABLE TRAY, CABLING, OUTLET BOXES, FACEPLATES, JACKS, PATCH PANELS AND EQUIPMENT THROUGHOUT THIS LEVEL. CABLE SHALL BE REMOVED FROM END TO END TO INCLUDE ALL TERMINATIONS. NO ABANDONED CABLE SHALL BE LEFT IN PLACE. ALL EXISTING END USER EQUIPMENT CONNECTED TO EXISTING HORIZONTAL INFRASTRUCTURE (COMPUTERS, PHONES, WIRELESS ACCESS POINTS, ETC.) SHALL REMAIN IN PLACE AND BE CONNECTED TO NEW HORIZONTAL PERMANENT LINK AT THE TIME OF CUTOVER PRIOR TO DEMOLITION.

**GENERAL NOTES:**

- A. SEE SHEET TG001 FOR SYMBOLS LEGEND AND ADDITIONAL PROJECT NOTES.
- B. SEE SHEET TG003 & TN003 SERIES DRAWINGS FOR BACKBONE CABLING REQUIREMENTS TO EACH BUILDING.
- C. ALL EXISTING TELECOMMUNICATIONS INFRASTRUCTURE SHALL BE PROTECTED IN PLACE AND REMAIN ONLINE UNTIL THE NEW TELECOMMUNICATIONS INFRASTRUCTURE HAS BEEN INSTALLED, TESTED, AND CERTIFIED.
- D. REFER TO THE PHASING NARRATIVE FOR DETAILED INFORMATION CONCERNING THE TRANSITION FROM THE EXISTING TELECOMMUNICATIONS INFRASTRUCTURE TO THE NEW TELECOMMUNICATIONS INFRASTRUCTURE.



**F1 DEMOLITION PLAN - LEVEL 01 - TELECOM - AREA D**  
SCALE: 1/8" = 1'-0"



Revisions:	<b>CONSULTANT</b> Wiley Wilson 127 Nationwide Drive Lynchburg, VA 24502 Phone: 434.947.1901 www.wileywilson.com		<b>SPECIALIZED ENGINEERING SOLUTIONS</b> Specialized Engineering Solutions 1300 Baxter Street, Suite 355 Charlotte, NC 28204		<b>ARCHITECT/ENGINEER OF RECORD</b> Atriax www.atriaxgroup.com Atriax, pllc 703 Main Avenue SW PO Box 1629, Hickory, NC 28603 Phone: 828.315.9962 Fax: 828.315.9964 NC Engineering License No.: P-0214 NC Architectural License No.: 51254		<b>STAMP</b> REGISTERED COMMUNICATIONS DISTRIBUTION DESIGNER Bicsi BICS1107823954 03/08/24		<b>Office of Construction and Facilities Management</b> VA U.S. Department of Veterans Affairs		Drawing Title <b>BUILDING 137 - LEVEL 01 DEMO -AREA D - TELECOM</b>		Phase <b>100% CONSTRUCTION DOCUMENTS</b>		Project Title <b>EHRM INFRASTRUCTURE UPGRADES</b>		Project Number <b>679-20-104</b>	
	Date:										Approved: Chief Engineer		<b>FULLY SPRINKLERED</b>		Location <b>TUSCALOOSA VAMC, TUSCALOOSA, AL.</b>		Drawing Number <b>TD137.1D</b>	

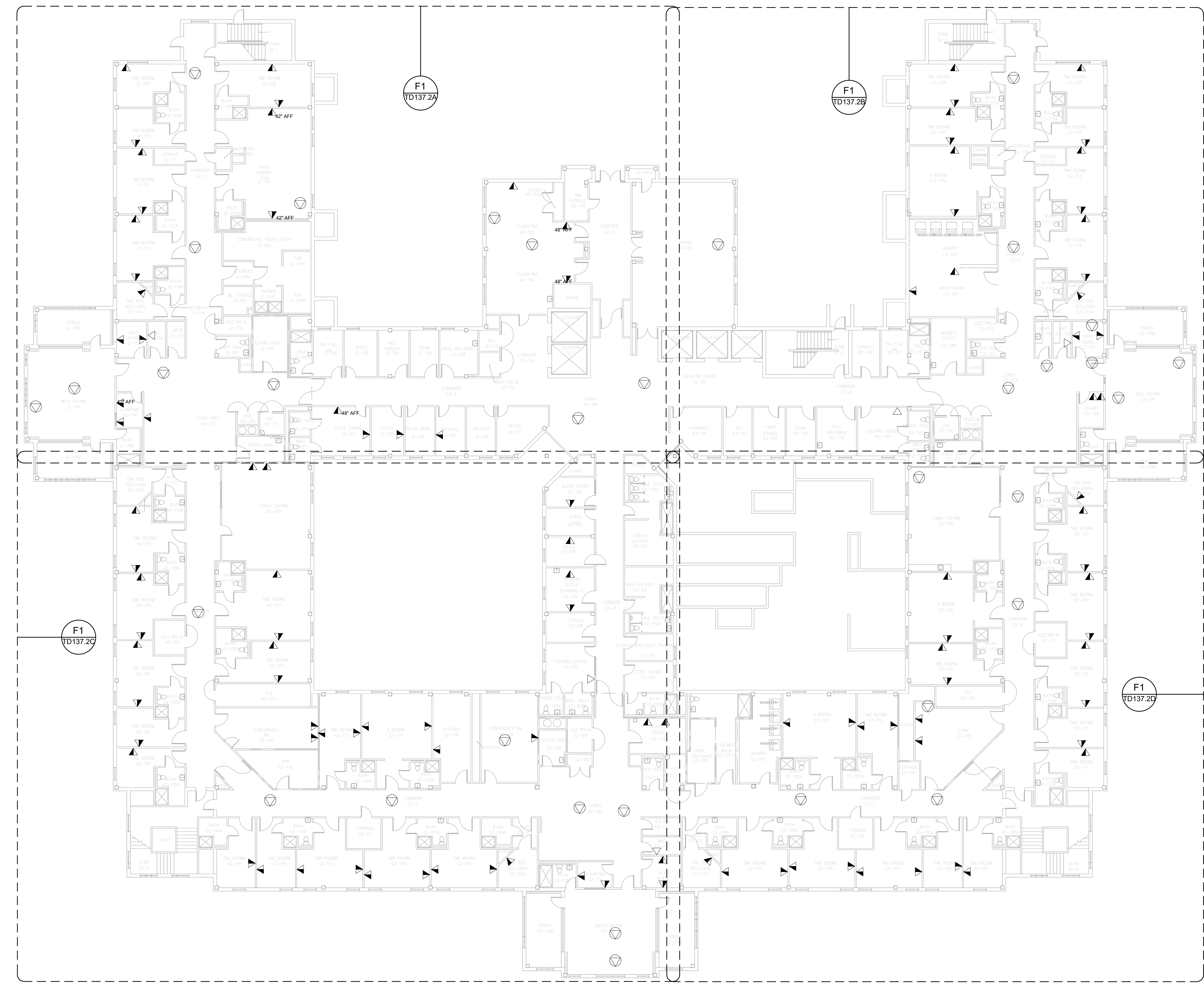
1 2 3 4 5 6 7 8 9 10

# KEYNOTES:

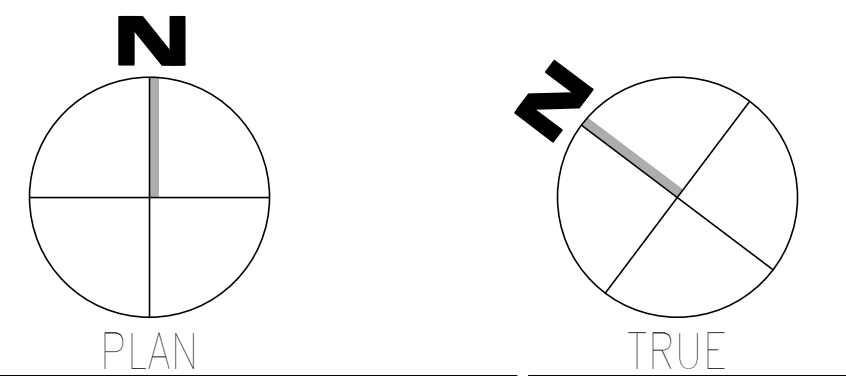
- 1. REMOVE ALL HORIZONTAL PATHWAYS, CONDUIT, CABLE TRAY, CABLING, OUTLET BOXES, FACEPLATES, JACKS, PATCH PANELS AND EQUIPMENT THROUGHOUT THIS LEVEL. CABLE SHALL BE REMOVED FROM END TO END TO INCLUDE ALL TERMINATIONS. NO ABANDONED CABLE SHALL BE LEFT IN PLACE. ALL EXISTING END USER EQUIPMENT CONNECTED TO EXISTING HORIZONTAL INFRASTRUCTURE (COMPUTERS, PHONES, WIRELESS ACCESS POINTS, ETC.) SHALL REMAIN IN PLACE AND BE CONNECTED TO NEW HORIZONTAL PERMANENT LINK AT THE TIME OF CUTOVER PRIOR TO DEMOLITION.

GENERAL NOTES:

- A. SEE SHEET TG001 FOR SYMBOLS LEGEND AND ADDITIONAL PROJECT NOTES.
- B. SEE SHEET TG003 & TN000 SERIES DRAWINGS FOR BACKBONE CABLING REQUIREMENTS TO EACH BUILDING.
- C. ALL EXISTING TELECOMMUNICATIONS INFRASTRUCTURE SHALL BE PROTECTED IN PLACE AND REMAIN ONLINE UNTIL THE NEW TELECOMMUNICATIONS INFRASTRUCTURE HAS BEEN INSTALLED, TESTED, AND CERTIFIED.
- D. REFER TO THE PHASING NARRATIVE FOR DETAILED INFORMATION CONCERNING THE TRANSITION FROM THE EXISTING TELECOMMUNICATIONS INFRASTRUCTURE TO THE NEW TELECOMMUNICATIONS INFRASTRUCTURE.



F1 OVERALL DEMOLITION PLAN - LEVEL 02  
SCALE: 1/16" = 1'-0"



Revisions:	Date:	<b>CONSULTANT</b> WileyWilson 127 Nationwide Drive Lynchburg, VA 24502 Phone: 434.947.1901 www.wileywilson.com	SPECIALIZED ENGINEERING SOLUTIONS Specialized Engineering Solutions 1300 Baxter Street, Suite 355 Charlotte, NC 28204	<b>ARCHITECT/ENGINEER OF RECORD</b> STAMP Atriax Atriax, pllc 703 Main Avenue SW PO Box 1629, Hickory, NC 28603 Phone: 828.315.9962 Fax: 828.315.9964 www.atriaxgroup.com NC Engineering License No.: P-0214 NC Architectural License No.: 51254	Bicsi REGISTERED COMMUNICATIONS DISTRIBUTION DESIGNER Joseph M. McNeil BICSI ID # 239954 Expires 03/31/25 03/08/24 RCD	<b>Office of Construction and Facilities Management</b> U.S. Department of Veterans Affairs	Drawing Title <b>BUILDING 137 - LEVEL 02 DEMO - TELECOM</b>	Phase <b>100% CONSTRUCTION DOCUMENTS</b>	Project Title <b>EHRM INFRASTRUCTURE UPGRADES</b>	Project Number <b>679-20-104</b>
							Approved: Chief Engineer	<b>FULLY SPRINKLERED</b>	Location <b>TUSCALOOSA VAMC, TUSCALOOSA, AL.</b>	Building Number <b>137</b>

1 2 3 4 5 6 7 8 9 10

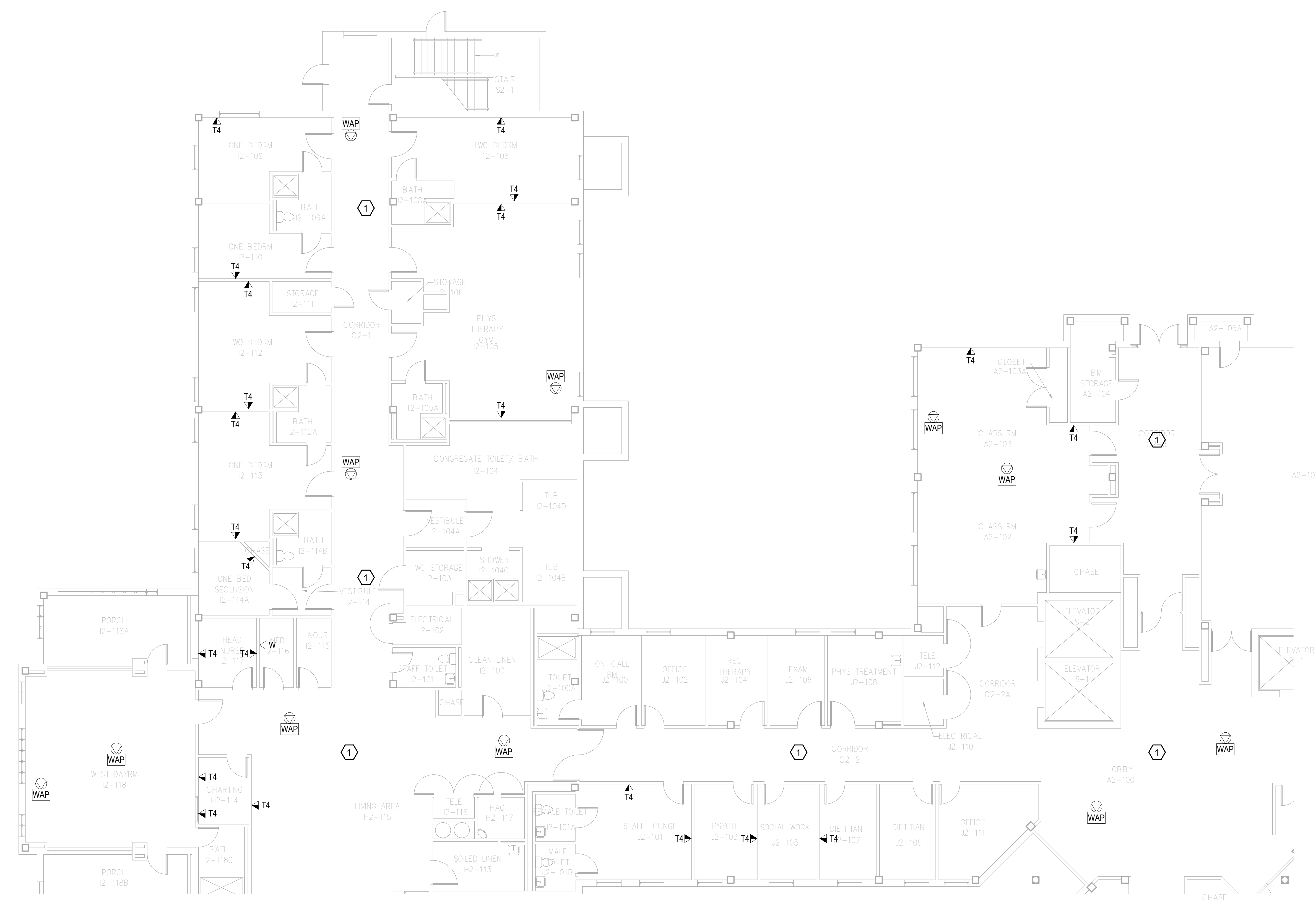
A  
B  
C  
D  
E  
F

**KEYNOTES:**

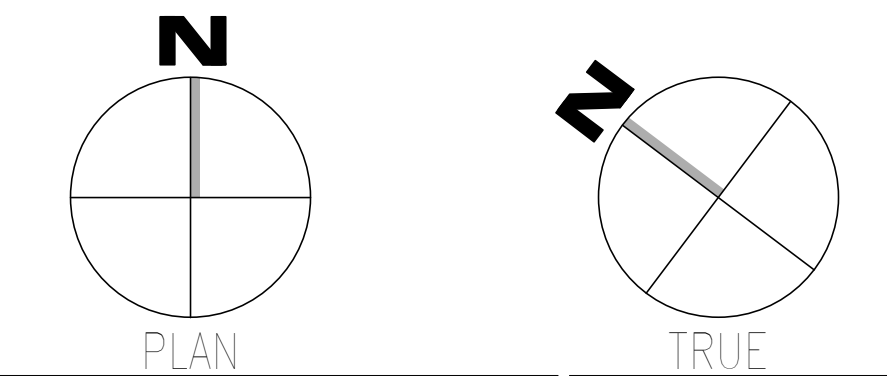
- REMOVE ALL HORIZONTAL PATHWAYS, CONDUIT, CABLE TRAY, CABLING, OUTLET BOXES, FACEPLATES, JACKS, PATCH PANELS AND EQUIPMENT THROUGHOUT THIS LEVEL. CABLE SHALL BE REMOVED FROM END TO END TO INCLUDE ALL TERMINATIONS. NO ABANDONED CABLE SHALL BE LEFT IN PLACE. ALL EXISTING END USER EQUIPMENT CONNECTED TO EXISTING HORIZONTAL INFRASTRUCTURE (COMPUTERS, PHONES, WIRELESS ACCESS POINTS, ETC.) SHALL REMAIN IN PLACE AND BE CONNECTED TO NEW HORIZONTAL PERMANENT LINK AT THE TIME OF CUTOVER PRIOR TO DEMOLITION.

**GENERAL NOTES:**

- SEE SHEET TG001 FOR SYMBOLS LEGEND AND ADDITIONAL PROJECT NOTES.
- SEE SHEET TG003 & TN003 SERIES DRAWINGS FOR BACKBONE CABLING REQUIREMENTS TO EACH BUILDING.
- ALL EXISTING TELECOMMUNICATIONS INFRASTRUCTURE SHALL BE PROTECTED IN PLACE AND REMAIN ONLINE UNTIL THE NEW TELECOMMUNICATIONS INFRASTRUCTURE HAS BEEN INSTALLED, TESTED, AND CERTIFIED.
- REFER TO THE PHASING NARRATIVE FOR DETAILED INFORMATION CONCERNING THE TRANSITION FROM THE EXISTING TELECOMMUNICATIONS INFRASTRUCTURE TO THE NEW TELECOMMUNICATIONS INFRASTRUCTURE.



**F1** DEMOLITION PLAN - LEVEL 02 - TELECOM - AREA A  
SCALE: 1/8" = 1'-0"



Revisions:	<b>CONSULTANT</b> WileyWilson 127 Nationwide Drive Lynchburg, VA 24502 Phone: 434.947.1901 www.wileywilson.com		<b>SPECIALIZED ENGINEERING SOLUTIONS</b> Specialized Engineering Solutions 1300 Baxter Street, Suite 355 Charlotte, NC 28204		<b>ARCHITECT/ENGINEER OF RECORD</b> Atriax www.atriaxgroup.com Atriax, pllc 703 Main Avenue SW PO Box 1629, Hickory, NC 28603 Phone: 828.315.9962 Fax: 828.315.9964 NC Engineering License No.: P-0214 NC Architectural License No.: 51254		<b>STAMP</b> Bicsi REGISTERED COMMUNICATIONS DISTRIBUTION DESIGNER BICSI 107 # 239554 E-00000000-25 RCDD 03/08/24		<b>Office of Construction and Facilities Management</b> VA U.S. Department of Veterans Affairs		Drawing Title <b>BUILDING 137 - LEVEL 02 DEMO - AREA A - TELECOM</b>		Phase <b>100% CONSTRUCTION DOCUMENTS</b>		Project Title <b>EHRM INFRASTRUCTURE UPGRADES</b>		Project Number <b>679-20-104</b>	
	Date:										Approved: Chief Engineer		<b>FULLY SPRINKLERED</b>		Location <b>TUSCALOOSA VAMC, TUSCALOOSA, AL.</b>		Drawing Number <b>TD137.2A</b>	
												Issue Date <b>03/08/2024</b>		Checked <b>JMM</b>		Drawn <b>JEH</b>		

1 2 3 4 5 6 7 8 9 10

1 2 3 4 5 6 7 8 9 10

A  
B  
C  
D  
E  
F

**KEYNOTES:**

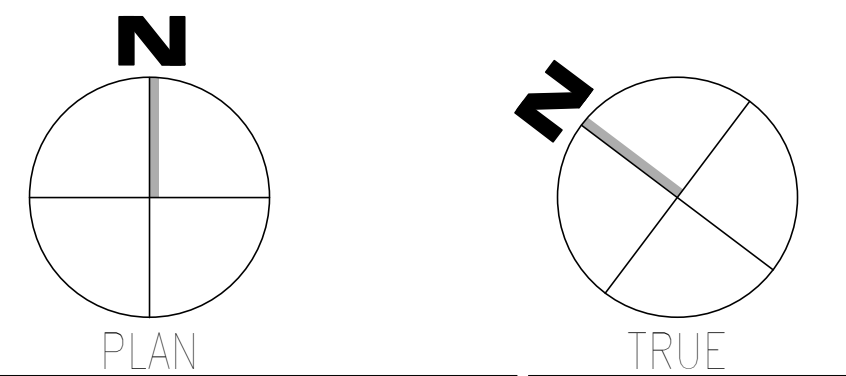
1. REMOVE ALL HORIZONTAL PATHWAYS, CONDUIT, CABLE TRAY, CABLING, OUTLET BOXES, FACEPLATES, JACKS, PATCH PANELS AND EQUIPMENT THROUGHOUT THIS LEVEL. CABLE SHALL BE REMOVED FROM END TO END TO INCLUDE ALL TERMINATIONS. NO ABANDONED CABLE SHALL BE LEFT IN PLACE. ALL EXISTING END USER EQUIPMENT CONNECTED TO EXISTING HORIZONTAL INFRASTRUCTURE (COMPUTERS, PHONES, WIRELESS ACCESS POINTS, ETC.) SHALL REMAIN IN PLACE AND BE CONNECTED TO NEW HORIZONTAL PERMANENT LINK AT THE TIME OF CUTOVER PRIOR TO DEMOLITION.

**GENERAL NOTES:**

- A. SEE SHEET TG001 FOR SYMBOLS LEGEND AND ADDITIONAL PROJECT NOTES.
- B. SEE SHEET TG003 & TN003 SERIES DRAWINGS FOR BACKBONE CABLING REQUIREMENTS TO EACH BUILDING.
- C. ALL EXISTING TELECOMMUNICATIONS INFRASTRUCTURE SHALL BE PROTECTED IN PLACE AND REMAIN ONLINE UNTIL THE NEW TELECOMMUNICATIONS INFRASTRUCTURE HAS BEEN INSTALLED, TESTED, AND CERTIFIED.
- D. REFER TO THE PHASING NARRATIVE FOR DETAILED INFORMATION CONCERNING THE TRANSITION FROM THE EXISTING TELECOMMUNICATIONS INFRASTRUCTURE TO THE NEW TELECOMMUNICATIONS INFRASTRUCTURE.



**F1** DEMOLITION PLAN - LEVEL 02 - TELECOM - AREA B  
SCALE: 1/8" = 1'-0"



Revisions: 1 Date:	<b>CONSULTANT</b>  WileyWilson 127 Nationwide Drive Lynchburg, VA 24502 Phone: 434.947.1901 www.wileywilson.com	<b>SPECIALIZED ENGINEERING SOLUTIONS</b>  Specialized Engineering Solutions 1300 Baxter Street, Suite 355 Charlotte, NC 28204	<b>ARCHITECT/ENGINEER OF RECORD</b>  Atriax, pllc 703 Main Avenue SW PO Box 1629, Hickory, NC 28603 Phone: 828.315.9962 Fax: 828.315.9964 www.atriaxgroup.com NC Engineering License No.: P-0214 NC Architectural License No.: 51254	<b>STAMP</b>  Bicsi Registered Communications Distributor BICSI ID # 239554 Expires 03/31/25 RCDD 03/08/24	<b>Office of Construction and Facilities Management</b>  U.S. Department of Veterans Affairs	Drawing Title <b>BUILDING 137 - LEVEL 02 DEMO - AREA B - TELECOM</b>	Phase <b>100% CONSTRUCTION DOCUMENTS</b>	Project Title <b>EHRM INFRASTRUCTURE UPGRADES</b>	Project Number <b>679-20-104</b>	
						Approved: Chief Engineer	<b>FULLY SPRINKLERED</b>	Location <b>TUSCALOOSA VAMC, TUSCALOOSA, AL.</b>	Building Number <b>137</b>	
							Issue Date <b>03/08/2024</b>	Checked <b>JMM</b>	Drawn <b>JEH</b>	Drawing Number <b>TD137.2B</b>

1 2 3 4 5 6 7 8 9 10

1 2 3 4 5 6 7 8 9 10

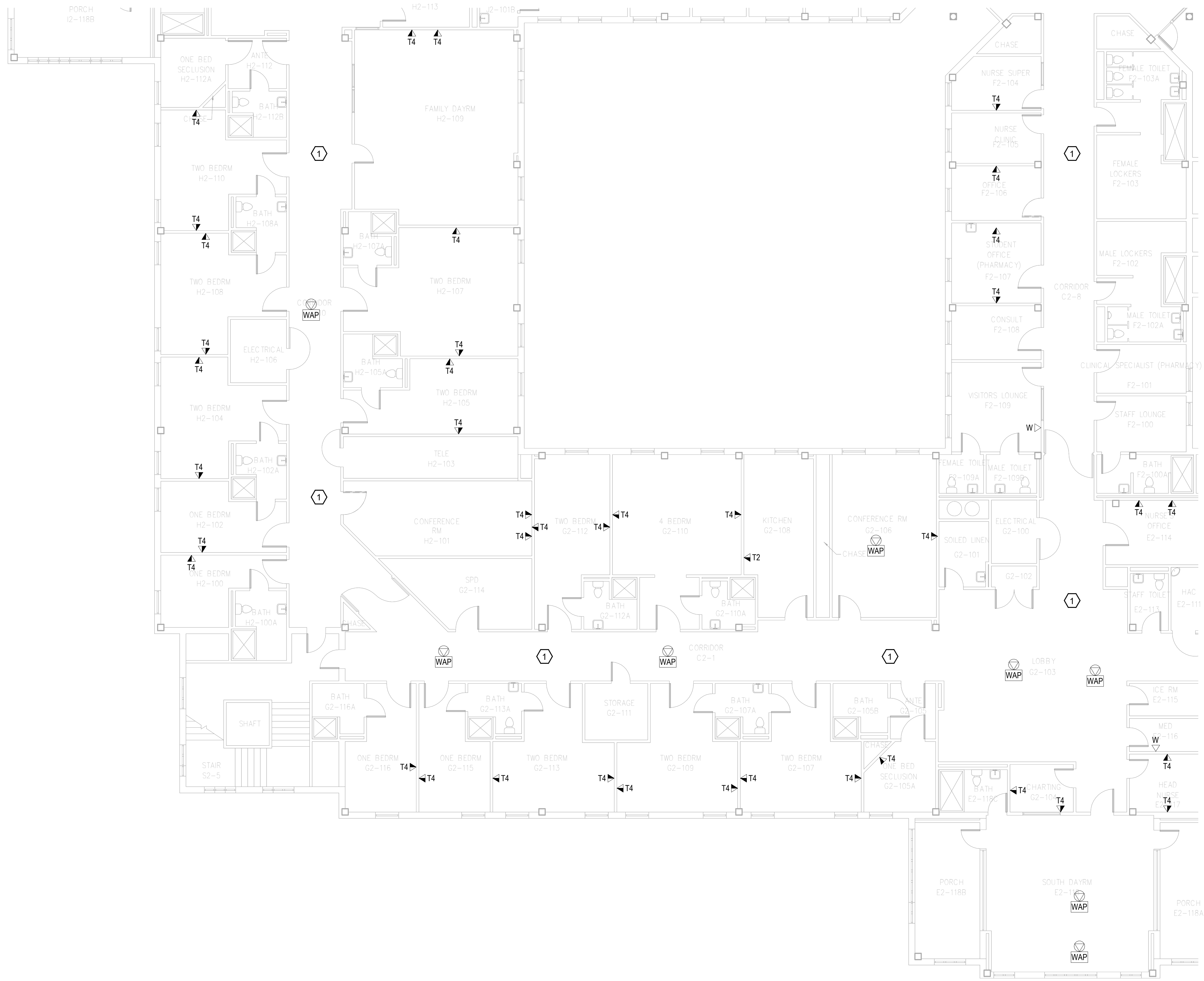
A  
B  
C  
D  
E  
F

**KEYNOTES:**

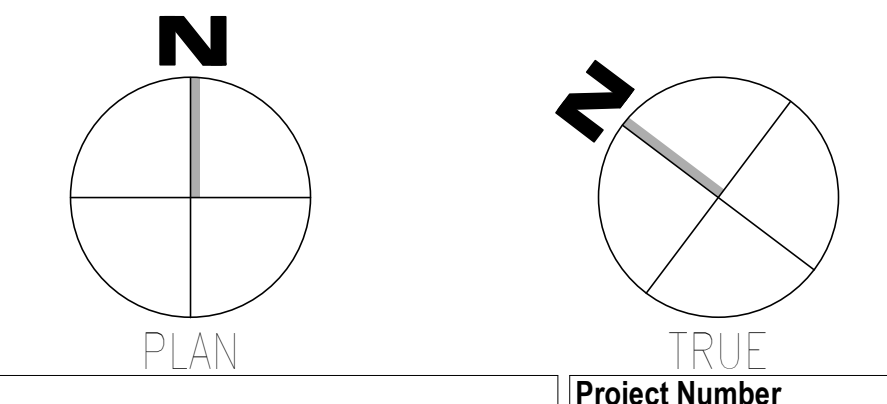
1. REMOVE ALL HORIZONTAL PATHWAYS, CONDUIT, CABLE TRAY, CABLING, OUTLET BOXES, FACEPLATES, JACKS, PATCH PANELS AND EQUIPMENT THROUGHOUT THIS LEVEL. CABLE SHALL BE REMOVED FROM END TO END TO INCLUDE ALL TERMINATIONS. NO ABANDONED CABLE SHALL BE LEFT IN PLACE. ALL EXISTING END USER EQUIPMENT CONNECTED TO EXISTING HORIZONTAL INFRASTRUCTURE (COMPUTERS, PHONES, WIRELESS ACCESS POINTS, ETC.) SHALL REMAIN IN PLACE AND BE CONNECTED TO NEW HORIZONTAL PERMANENT LINK AT THE TIME OF CUTOVER PRIOR TO DEMOLITION.

**GENERAL NOTES:**

- A. SEE SHEET TG001 FOR SYMBOLS LEGEND AND ADDITIONAL PROJECT NOTES.
- B. SEE SHEET TG003 & TN003 SERIES DRAWINGS FOR BACKBONE CABLING REQUIREMENTS TO EACH BUILDING.
- C. ALL EXISTING TELECOMMUNICATIONS INFRASTRUCTURE SHALL BE PROTECTED IN PLACE AND REMAIN ONLINE UNTIL THE NEW TELECOMMUNICATIONS INFRASTRUCTURE HAS BEEN INSTALLED, TESTED, AND CERTIFIED.
- D. REFER TO THE PHASING NARRATIVE FOR DETAILED INFORMATION CONCERNING THE TRANSITION FROM THE EXISTING TELECOMMUNICATIONS INFRASTRUCTURE TO THE NEW TELECOMMUNICATIONS INFRASTRUCTURE.



**F1** DEMOLITION PLAN - LEVEL 02 - TELECOM - AREA C  
SCALE: 1/8" = 1'-0"



Revisions: 1 2 3 4 5 6 7 8 9 10	Date:	<b>CONSULTANT</b> WILEY WILSON 127 Nationwide Drive Lynchburg, VA 24502 Phone: 434.947.1901 www.wileywilson.com	<b>SPECIALIZED ENGINEERING SOLUTIONS</b> SPECIALIZED ENGINEERING SOLUTIONS 1300 Baxter Street, Suite 355 Charlotte, NC 28204	<b>ARCHITECT/ENGINEER OF RECORD</b> Atriax, plc 703 Main Avenue SW PO Box 1629, Hickory, NC 28603 Phone: 828.315.9962 Fax: 828.315.9964 www.atriaxgroup.com NC Engineering License No.: P-0214 NC Architectural License No.: 51254	<b>STAMP</b> Bicsi REGISTERED COMMUNICATIONS DISTRIBUTION DESIGNER BICSI 03/08/24	Office of Construction and Facilities Management U.S. Department of Veterans Affairs	Drawing Title <b>BUILDING 137 - LEVEL 02 DEMO - AREA C - TELECOM</b> Approved: Chief Engineer	Phase <b>100% CONSTRUCTION DOCUMENTS</b>	Project Title <b>EHRM INFRASTRUCTURE UPGRADES</b>	Project Number <b>679-20-104</b>
		<b>FULLY SPRINKLERED</b>	Location <b>TUSCALOOSA VAMC, TUSCALOOSA, AL.</b>	Issue Date <b>03/08/2024</b>	Checked <b>JMM</b>	Drawn <b>JEH</b>	Building Number <b>137</b>	Drawing Number <b>TD137.2C</b>		

1 2 3 4 5 6 7 8 9 10

A  
B  
C  
D  
E  
F

# KEYNOTES:

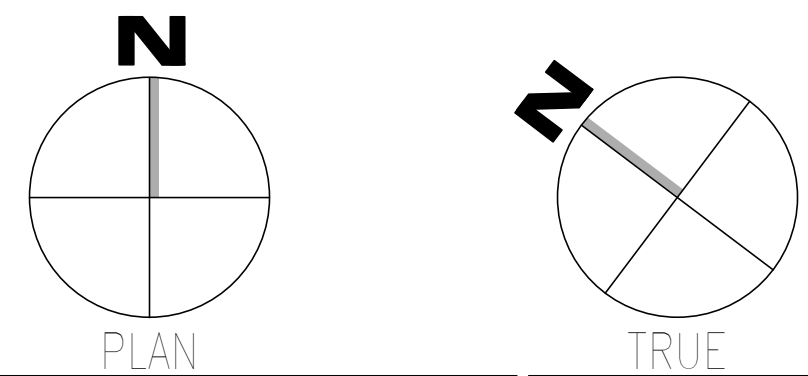
- 1. REMOVE ALL HORIZONTAL PATHWAYS, CONDUIT, CABLE TRAY, CABLING, OUTLET BOXES, FACEPLATES, JACKS, PATCH PANELS AND EQUIPMENT THROUGHOUT THIS LEVEL. CABLE SHALL BE REMOVED FROM END TO END TO INCLUDE ALL TERMINATIONS. NO ABANDONED CABLE SHALL BE LEFT IN PLACE. ALL EXISTING END USER EQUIPMENT CONNECTED TO EXISTING HORIZONTAL INFRASTRUCTURE (COMPUTERS, PHONES, WIRELESS ACCESS POINTS, ETC.) SHALL REMAIN IN PLACE AND BE CONNECTED TO NEW HORIZONTAL PERMANENT LINK AT THE TIME OF CUTOVER PRIOR TO DEMOLITION.

GENERAL NOTES:

- A. SEE SHEET TG001 FOR SYMBOLS LEGEND AND ADDITIONAL PROJECT NOTES.
- B. SEE SHEET TG000 & TN000 SERIES DRAWINGS FOR BACKBONE CABLING REQUIREMENTS TO EACH BUILDING.
- C. ALL EXISTING TELECOMMUNICATIONS INFRASTRUCTURE SHALL BE PROTECTED IN PLACE AND REMAIN ONLINE UNTIL THE NEW TELECOMMUNICATIONS INFRASTRUCTURE HAS BEEN INSTALLED, TESTED, AND CERTIFIED.
- D. REFER TO THE PHASING NARRATIVE FOR DETAILED INFORMATION CONCERNING THE TRANSITION FROM THE EXISTING TELECOMMUNICATIONS INFRASTRUCTURE TO THE NEW TELECOMMUNICATIONS INFRASTRUCTURE.



F1 DEMOLITION PLAN - LEVEL 02 - TELECOM - AREA D  
SCALE: 1/8" = 1'-0"



Revisions:	Date:	<b>CONSULTANT</b>  WileyWilson 127 Nationwide Drive Lynchburg, VA 24502 Phone: 434.947.1901 www.wileywilson.com	 <b>SPECIALIZED ENGINEERING SOLUTIONS</b> Specialized Engineering Solutions 1300 Baxter Street, Suite 355 Charlotte, NC 28204	<b>ARCHITECT/ENGINEER OF RECORD</b>  Atriax, pllc 703 Main Avenue SW PO Box 1629, Hickory, NC 28603 Phone: 828.315.9962 Fax: 828.315.9964 www.atriaxgroup.com NC Engineering License No.: P-0214 NC Architectural License No.: 51254	 Bicsi Registered Professional Engineer BICSI 107 # 239954 Expires 03/31/25 RCD 03/08/24	<b>Office of Construction and Facilities Management</b>  U.S. Department of Veterans Affairs	Drawing Title <b>BUILDING 137 - LEVEL 02 DEMO - AREA D - TELECOM</b>	Phase <b>100% CONSTRUCTION DOCUMENTS</b>	Project Title <b>EHRM INFRASTRUCTURE UPGRADES</b>	Project Number <b>679-20-104</b>
							Approved: Chief Engineer	<b>FULLY SPRINKLERED</b>	Location <b>TUSCALOOSA VAMC, TUSCALOOSA, AL.</b>	Building Number <b>137</b>

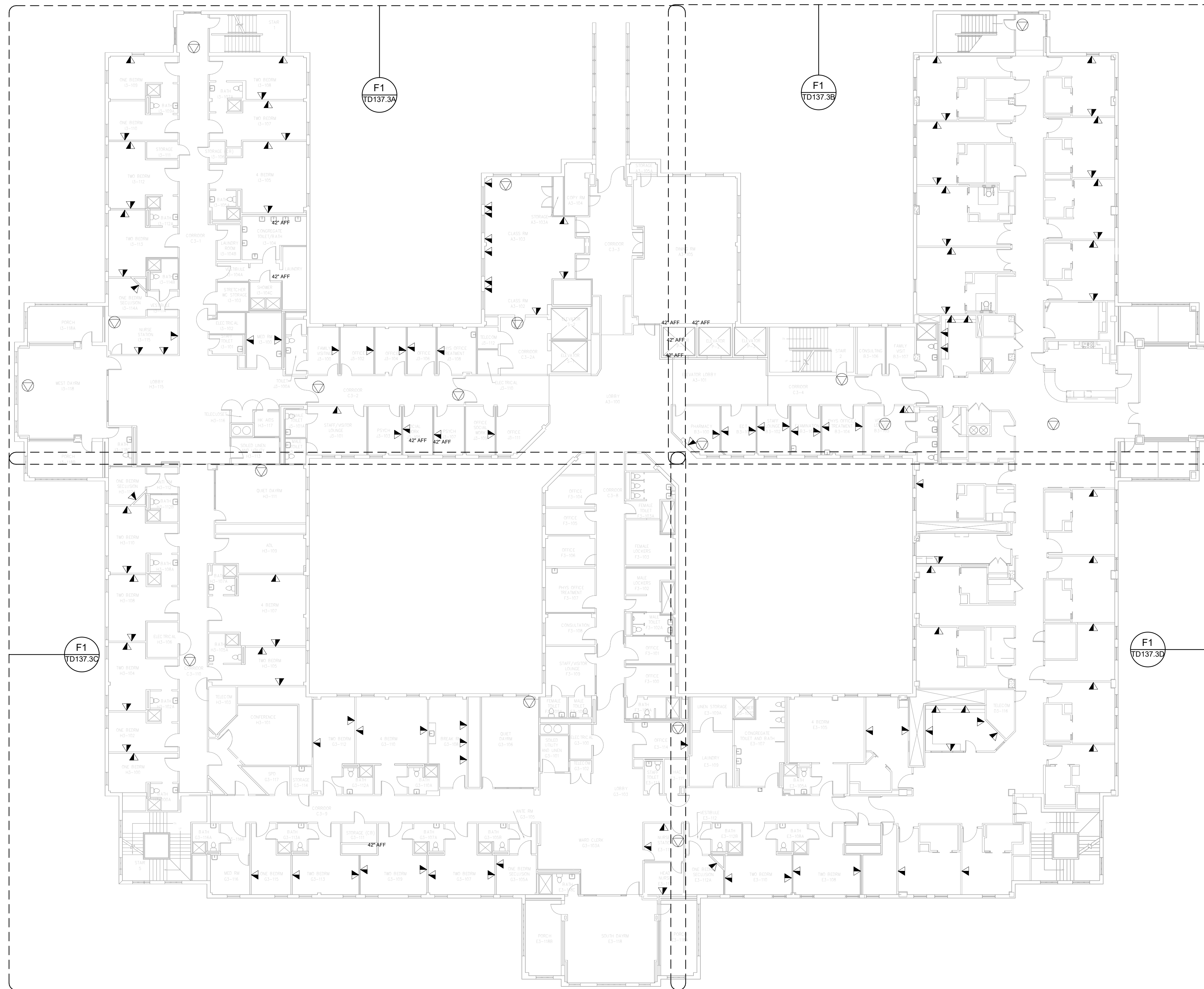
A  
B  
C  
D  
E  
F

**# KEYNOTES:**

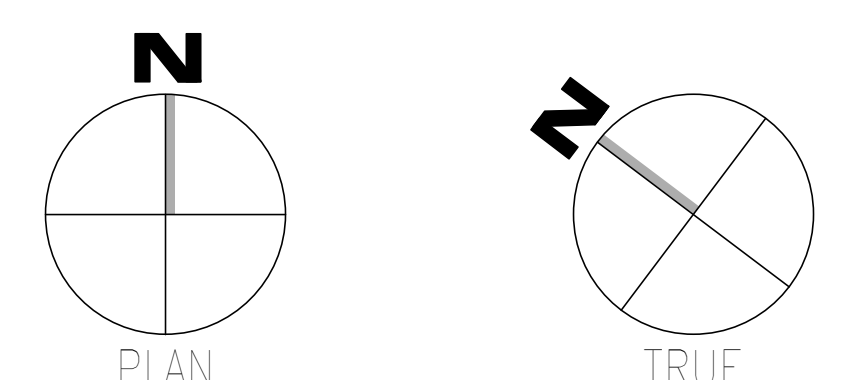
1. REMOVE ALL HORIZONTAL PATHWAYS, CONDUIT, CABLE TRAY, CABLING, OUTLET BOXES, FACEPLATES, JACKS, PATCH PANELS AND EQUIPMENT THROUGHOUT THIS LEVEL. CABLE SHALL BE REMOVED FROM END TO END TO INCLUDE ALL TERMINATIONS. NO ABANDONED CABLE SHALL BE LEFT IN PLACE. ALL EXISTING END USER EQUIPMENT CONNECTED TO EXISTING HORIZONTAL INFRASTRUCTURE (COMPUTERS, PHONES, WIRELESS ACCESS POINTS, ETC.) SHALL REMAIN IN PLACE AND BE CONNECTED TO NEW HORIZONTAL PERMANENT LINK AT THE TIME OF CUTOVER PRIOR TO DEMOLITION.

**GENERAL NOTES:**

- A. SEE SHEET TG001 FOR SYMBOLS LEGEND AND ADDITIONAL PROJECT NOTES.
- B. SEE SHEET TG003 & TN003 SERIES DRAWINGS FOR BACKBONE CABLING REQUIREMENTS TO EACH BUILDING.
- C. ALL EXISTING TELECOMMUNICATIONS INFRASTRUCTURE SHALL BE PROTECTED IN PLACE AND REMAIN ONLINE UNTIL THE NEW TELECOMMUNICATIONS INFRASTRUCTURE HAS BEEN INSTALLED, TESTED, AND CERTIFIED.
- D. REFER TO THE PHASING NARRATIVE FOR DETAILED INFORMATION CONCERNING THE TRANSITION FROM THE EXISTING TELECOMMUNICATIONS INFRASTRUCTURE TO THE NEW TELECOMMUNICATIONS INFRASTRUCTURE.



**F1 OVERALL DEMOLITION PLAN - LEVEL 03**  
 SCALE: 1/16" = 1'-0"



<b>Revisions:</b> 1 2 3 4 5 6 7 8 9 10	<b>CONSULTANT</b>  WileyWilson 127 Nationwide Drive Lynchburg, VA 24502 Phone: 434.947.1901 www.wileywilson.com	<b>SPECIALIZED ENGINEERING SOLUTIONS</b>  Specialized Engineering Solutions 1300 Baxter Street, Suite 355 Charlotte, NC 28204	<b>ARCHITECT/ENGINEER OF RECORD</b>  Atriax, pllc 703 Main Avenue SW PO Box 1629, Hickory, NC 28603 Phone: 828.315.9962 Fax: 828.315.9964 www.atriaxgroup.com NC Engineering License No.: P-0214 NC Architectural License No.: 51254	<b>STAMP</b> 	<b>Office of Construction and Facilities Management</b> U.S. Department of Veterans Affairs	<b>Drawing Title</b> <b>BUILDING 137 - LEVEL 03 DEMO - TELECOM</b>	<b>Phase</b> <b>100% CONSTRUCTION DOCUMENTS</b>	<b>Project Title</b> <b>EHRM INFRASTRUCTURE UPGRADES</b>	<b>Project Number</b> <b>679-20-104</b>		
						<b>Approved: Chief Engineer</b>	<b>FULLY SPRINKLERED</b>	<b>Location</b> <b>TUSCALOOSA VAMC, TUSCALOOSA, AL.</b>	<b>Building Number</b> <b>137</b>		
								<b>Issue Date</b> <b>03/08/2024</b>	<b>Checked</b> <b>JMM</b>	<b>Drawn</b> <b>JEH</b>	<b>Drawing Number</b> <b>TD137.3</b>



1 2 3 4 5 6 7 8 9 10

A  
B  
C  
D  
E  
F

**KEYNOTES:**

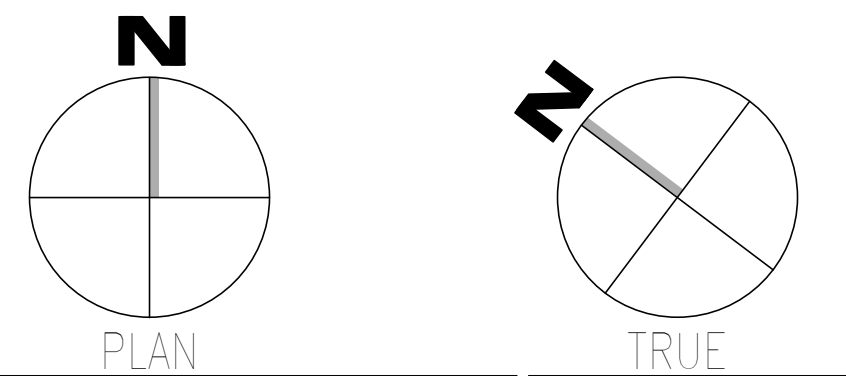
1. REMOVE ALL HORIZONTAL PATHWAYS, CONDUIT, CABLE TRAY, CABLING, OUTLET BOXES, FACEPLATES, JACKS, PATCH PANELS AND EQUIPMENT THROUGHOUT THIS LEVEL. CABLE SHALL BE REMOVED FROM END TO END TO INCLUDE ALL TERMINATIONS. NO ABANDONED CABLE SHALL BE LEFT IN PLACE. ALL EXISTING END USER EQUIPMENT CONNECTED TO EXISTING HORIZONTAL INFRASTRUCTURE (COMPUTERS, PHONES, WIRELESS ACCESS POINTS, ETC.) SHALL REMAIN IN PLACE AND BE CONNECTED TO NEW HORIZONTAL PERMANENT LINK AT THE TIME OF CUTOVER PRIOR TO DEMOLITION.

**GENERAL NOTES:**

- A. SEE SHEET TG001 FOR SYMBOLS LEGEND AND ADDITIONAL PROJECT NOTES.
- B. SEE SHEET TG003 & TN003 SERIES DRAWINGS FOR BACKBONE CABLING REQUIREMENTS TO EACH BUILDING.
- C. ALL EXISTING TELECOMMUNICATIONS INFRASTRUCTURE SHALL BE PROTECTED IN PLACE AND REMAIN ONLINE UNTIL THE NEW TELECOMMUNICATIONS INFRASTRUCTURE HAS BEEN INSTALLED, TESTED, AND CERTIFIED.
- D. REFER TO THE PHASING NARRATIVE FOR DETAILED INFORMATION CONCERNING THE TRANSITION FROM THE EXISTING TELECOMMUNICATIONS INFRASTRUCTURE TO THE NEW TELECOMMUNICATIONS INFRASTRUCTURE.



**F1** DEMOLITION PLAN - LEVEL 03 - TELECOM - AREA A  
SCALE: 1/8" = 1'-0"



Revisions: 1 Date:	<b>CONSULTANT</b>  WileyWilson 127 Nationwide Drive Lynchburg, VA 24502 Phone: 434.947.1901 www.wileywilson.com	<b>SPECIALIZED ENGINEERING SOLUTIONS</b>  Specialized Engineering Solutions 1300 Baxter Street, Suite 355 Charlotte, NC 28204	<b>ARCHITECT/ENGINEER OF RECORD</b>  Atriax, pllc 703 Main Avenue SW PO Box 1629, Hickory, NC 28603 Phone: 828.315.9962 Fax: 828.315.9964 www.atriaxgroup.com NC Engineering License No.: P-0214 NC Architectural License No.: 51254	<b>STAMP</b>  Bicsi Registered Communications Distributor BICSI ID # 239554 Expires 03/31/25 RCDD 03/08/24	<b>Office of Construction and Facilities Management</b>  U.S. Department of Veterans Affairs	Drawing Title <b>BUILDING 137 - LEVEL 03 DEMO - AREA A - TELECOM</b>	Phase <b>100% CONSTRUCTION DOCUMENTS</b>	Project Title <b>EHRM INFRASTRUCTURE UPGRADES</b>	Project Number <b>679-20-104</b>
						Approved: Chief Engineer	<b>FULLY SPRINKLERED</b>	Location <b>TUSCALOOSA VAMC, TUSCALOOSA, AL.</b>	Building Number <b>137</b>
								Issue Date <b>03/08/2024</b>	Drawing Number <b>TD137.3A</b>
								Checked <b>JMM</b>	Drawn <b>JEH</b>

1 2 3 4 5 6 7 8 9 10

1 2 3 4 5 6 7 8 9 10

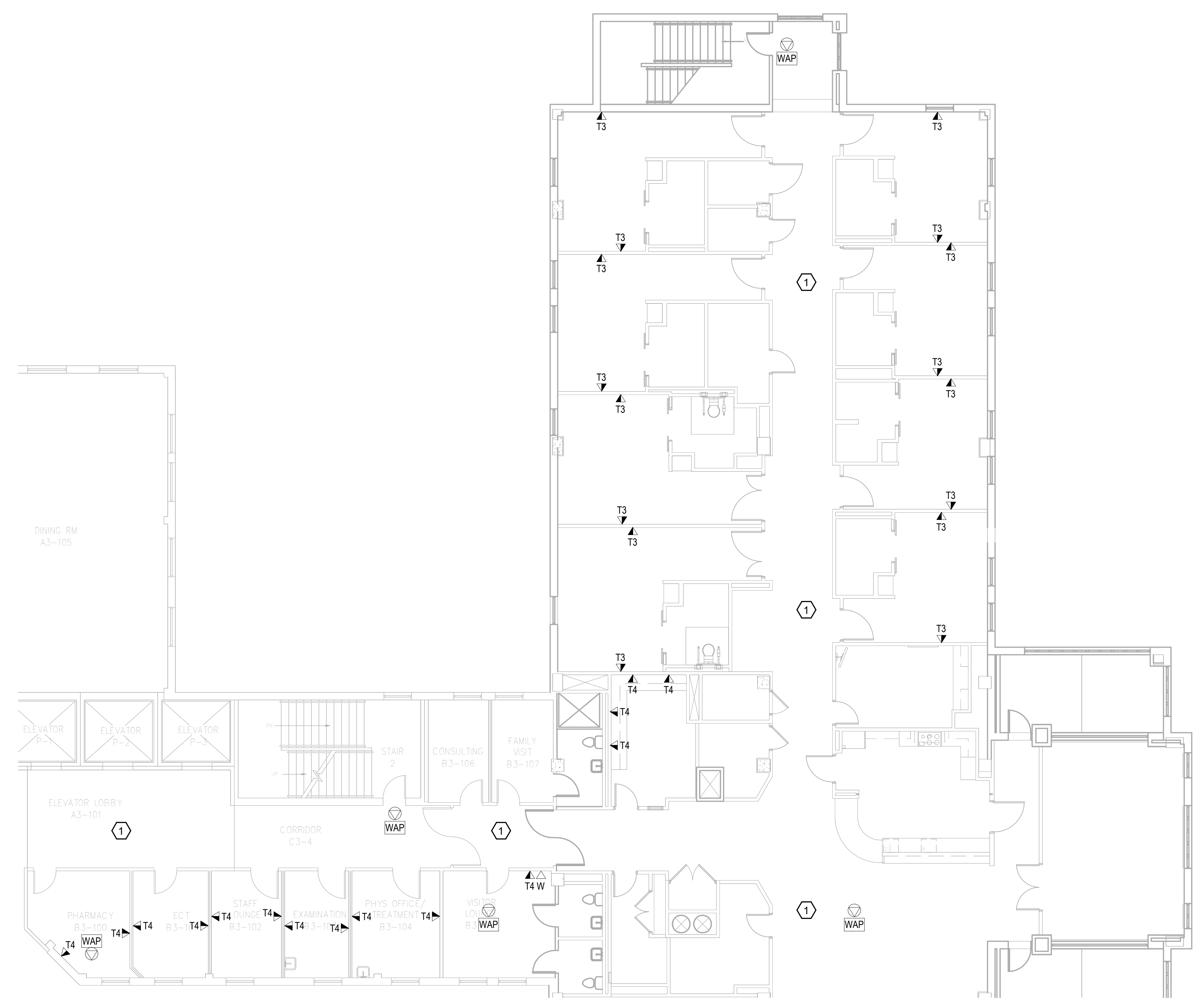
A  
B  
C  
D  
E  
F

**KEYNOTES:**

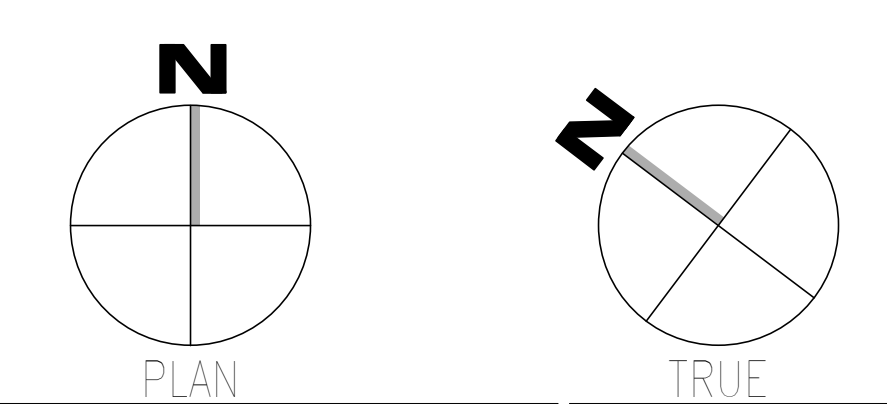
1. REMOVE ALL HORIZONTAL PATHWAYS, CONDUIT, CABLE TRAY, CABLING, OUTLET BOXES, FACEPLATES, JACKS, PATCH PANELS AND EQUIPMENT THROUGHOUT THIS LEVEL. CABLE SHALL BE REMOVED FROM END TO END TO INCLUDE ALL TERMINATIONS. NO ABANDONED CABLE SHALL BE LEFT IN PLACE. ALL EXISTING END USER EQUIPMENT CONNECTED TO EXISTING HORIZONTAL INFRASTRUCTURE (COMPUTERS, PHONES, WIRELESS ACCESS POINTS, ETC.) SHALL REMAIN IN PLACE AND BE CONNECTED TO NEW HORIZONTAL PERMANENT LINK AT THE TIME OF CUTOVER PRIOR TO DEMOLITION.

**GENERAL NOTES:**

- A. SEE SHEET TG001 FOR SYMBOLS LEGEND AND ADDITIONAL PROJECT NOTES.
- B. SEE SHEET TG003 & TN003 SERIES DRAWINGS FOR BACKBONE CABLING REQUIREMENTS TO EACH BUILDING.
- C. ALL EXISTING TELECOMMUNICATIONS INFRASTRUCTURE SHALL BE PROTECTED IN PLACE AND REMAIN ONLINE UNTIL THE NEW TELECOMMUNICATIONS INFRASTRUCTURE HAS BEEN INSTALLED, TESTED, AND CERTIFIED.
- D. REFER TO THE PHASING NARRATIVE FOR DETAILED INFORMATION CONCERNING THE TRANSITION FROM THE EXISTING TELECOMMUNICATIONS INFRASTRUCTURE TO THE NEW TELECOMMUNICATIONS INFRASTRUCTURE.



**F1** DEMOLITION PLAN - LEVEL 03 - TELECOM - AREA B  
SCALE: 1/8" = 1'-0"



Revisions: Date:	<b>CONSULTANT</b>  WileyWilson 127 Nationwide Drive Lynchburg, VA 24502 Phone: 434.947.1901 www.wileywilson.com	 <b>SPECIALIZED ENGINEERING SOLUTIONS</b> Specialized Engineering Solutions 1300 Baxter Street, Suite 355 Charlotte, NC 28204	<b>ARCHITECT/ENGINEER OF RECORD</b>  Atriax, pllc 703 Main Avenue SW PO Box 1629, Hickory, NC 28603 Phone: 828.315.9962 Fax: 828.315.9964 www.atriaxgroup.com NC Engineering License No.: P-0214 NC Architectural License No.: 51254	<b>STAMP</b>  Bicsi Registered Communications Distributor BICSI ID # 239554 Expires 03/31/25 RCD 03/08/24	Office of Construction and Facilities Management U.S. Department of Veterans Affairs	Drawing Title <b>BUILDING 137 - LEVEL 03 DEMO - AREA B - TELECOM</b>	Phase <b>100% CONSTRUCTION DOCUMENTS</b>	Project Title <b>EHRM INFRASTRUCTURE UPGRADES</b>	Project Number <b>679-20-104</b>
						Approved: Chief Engineer	<b>FULLY SPRINKLERED</b>	Location <b>TUSCALOOSA VAMC, TUSCALOOSA, AL.</b>	Building Number <b>137</b>
								Issue Date <b>03/08/2024</b>	Drawing Number <b>TD137.3B</b>
								Checked <b>JMM</b>	Drawn <b>JEH</b>

1 2 3 4 5 6 7 8 9 10

1 2 3 4 5 6 7 8 9 10

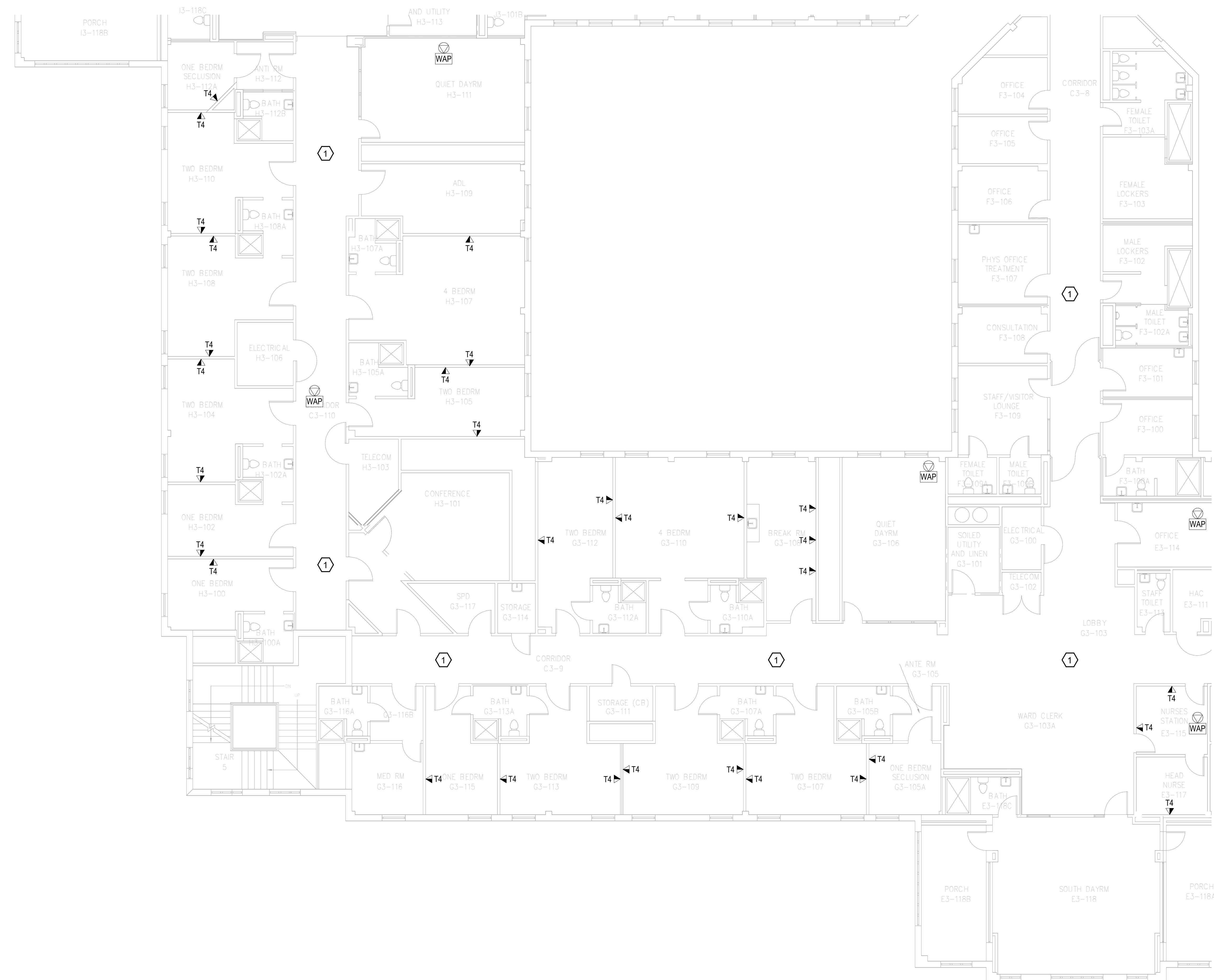
A B C D E F

**KEYNOTES:**

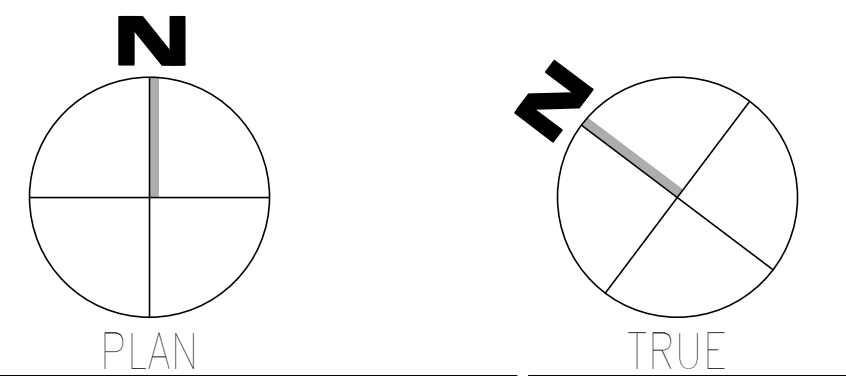
1. REMOVE ALL HORIZONTAL PATHWAYS, CONDUIT, CABLE TRAY, CABLING, OUTLET BOXES, FACEPLATES, JACKS, PATCH PANELS AND EQUIPMENT THROUGHOUT THIS LEVEL. CABLE SHALL BE REMOVED FROM END TO END TO INCLUDE ALL TERMINATIONS. NO ABANDONED CABLE SHALL BE LEFT IN PLACE. ALL EXISTING END USER EQUIPMENT CONNECTED TO EXISTING HORIZONTAL INFRASTRUCTURE (COMPUTERS, PHONES, WIRELESS ACCESS POINTS, ETC.) SHALL REMAIN IN PLACE AND BE CONNECTED TO NEW HORIZONTAL PERMANENT LINK AT THE TIME OF CUTOVER PRIOR TO DEMOLITION.

**GENERAL NOTES:**

- A. SEE SHEET TG001 FOR SYMBOLS LEGEND AND ADDITIONAL PROJECT NOTES.
- B. SEE SHEET TG003 & TN003 SERIES DRAWINGS FOR BACKBONE CABLING REQUIREMENTS TO EACH BUILDING.
- C. ALL EXISTING TELECOMMUNICATIONS INFRASTRUCTURE SHALL BE PROTECTED IN PLACE AND REMAIN ONLINE UNTIL THE NEW TELECOMMUNICATIONS INFRASTRUCTURE HAS BEEN INSTALLED, TESTED, AND CERTIFIED.
- D. REFER TO THE PHASING NARRATIVE FOR DETAILED INFORMATION CONCERNING THE TRANSITION FROM THE EXISTING TELECOMMUNICATIONS INFRASTRUCTURE TO THE NEW TELECOMMUNICATIONS INFRASTRUCTURE.

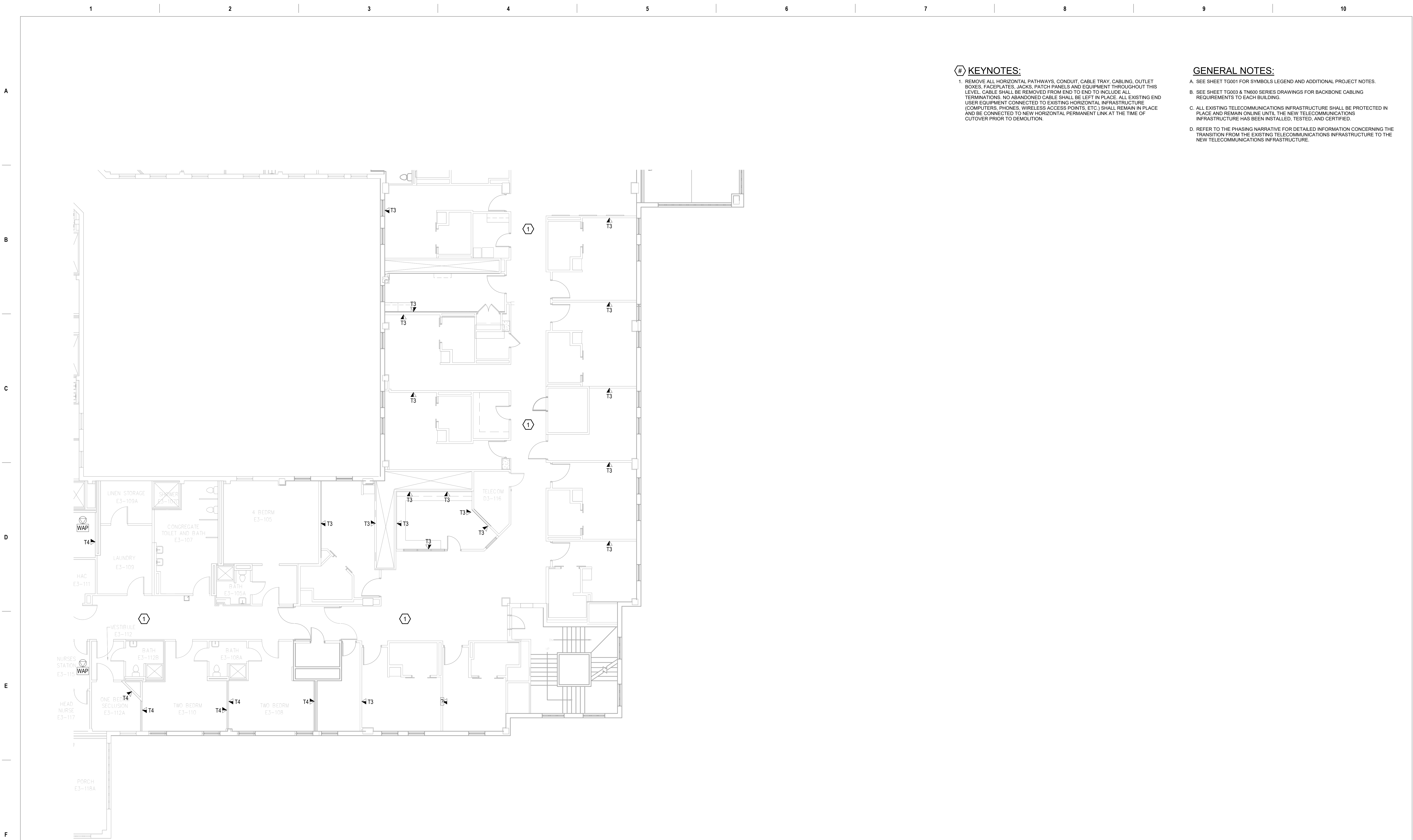


**F1** DEMOLITION PLAN - LEVEL 03 - TELECOM - AREA C  
 SCALE: 1/8" = 1'-0"



<b>CONSULTANT</b>  WileyWilson 127 Nationwide Drive Lynchburg, VA 24502 Phone: 434.947.1901 www.wileywilson.com	<b>SPECIALIZED ENGINEERING SOLUTIONS</b>  Specialized Engineering Solutions 1300 Baxter Street, Suite 355 Charlotte, NC 28204	<b>ARCHITECT/ENGINEER OF RECORD</b>  Atriax, pllc 703 Main Avenue SW PO Box 1629, Hickory, NC 28603 Phone: 828.315.9962 Fax: 828.315.9964 www.atriaxgroup.com NC Engineering License No.: P-0214 NC Architectural License No.: 51254	<b>STAMP</b>  Bicsi REGISTERED COMMUNICATIONS DISTRIBUTION DESIGNER BICSI 107 # 219554 Expires 03-25 RCDD 03/08/24	<b>Office of Construction and Facilities Management</b>  U.S. Department of Veterans Affairs	<b>Drawing Title</b> BUILDING 137 - LEVEL 03 DEMO - AREA C - TELECOM	<b>Phase</b> 100% CONSTRUCTION DOCUMENTS	<b>Project Title</b> EHRM INFRASTRUCTURE UPGRADES	<b>Project Number</b> 679-20-104
					<b>Approved: Chief Engineer</b>	<b>FULLY SPRINKLERED</b>	<b>Location</b> TUSCALOOSA VAMC, TUSCALOOSA, AL.	<b>Drawing Number</b> TD137.3C
<b>Revisions:</b>	<b>Date:</b>	<b>Issue Date</b> 03/08/2024	<b>Checked</b> JMM	<b>Drawn</b> JEH				

1 2 3 4 5 6 7 8 9 10



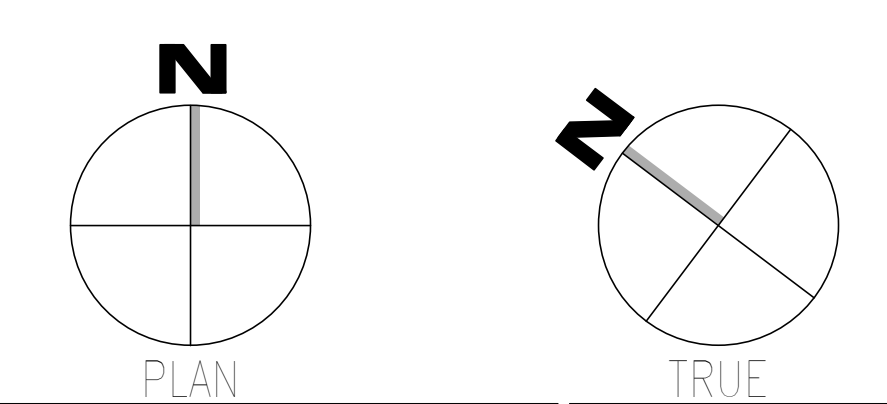
**KEYNOTES:**

1. REMOVE ALL HORIZONTAL PATHWAYS, CONDUIT, CABLE TRAY, CABLING, OUTLET BOXES, FACEPLATES, JACKS, PATCH PANELS AND EQUIPMENT THROUGHOUT THIS LEVEL. CABLE SHALL BE REMOVED FROM END TO END TO INCLUDE ALL TERMINATIONS. NO ABANDONED CABLE SHALL BE LEFT IN PLACE. ALL EXISTING END USER EQUIPMENT CONNECTED TO EXISTING HORIZONTAL INFRASTRUCTURE (COMPUTERS, PHONES, WIRELESS ACCESS POINTS, ETC.) SHALL REMAIN IN PLACE AND BE CONNECTED TO NEW HORIZONTAL PERMANENT LINK AT THE TIME OF CUTOVER PRIOR TO DEMOLITION.

**GENERAL NOTES:**

- A. SEE SHEET TG001 FOR SYMBOLS LEGEND AND ADDITIONAL PROJECT NOTES.
- B. SEE SHEET TG003 & TN000 SERIES DRAWINGS FOR BACKBONE CABLING REQUIREMENTS TO EACH BUILDING.
- C. ALL EXISTING TELECOMMUNICATIONS INFRASTRUCTURE SHALL BE PROTECTED IN PLACE AND REMAIN ONLINE UNTIL THE NEW TELECOMMUNICATIONS INFRASTRUCTURE HAS BEEN INSTALLED, TESTED, AND CERTIFIED.
- D. REFER TO THE PHASING NARRATIVE FOR DETAILED INFORMATION CONCERNING THE TRANSITION FROM THE EXISTING TELECOMMUNICATIONS INFRASTRUCTURE TO THE NEW TELECOMMUNICATIONS INFRASTRUCTURE.

**F1** DEMOLITION PLAN - LEVEL 03 - TELECOM - AREA D  
SCALE: 1/8" = 1'-0"



Revisions: 1 Date:	<b>CONSULTANT</b>  WileyWilson 127 Nationwide Drive Lynchburg, VA 24502 Phone: 434.947.1901 www.wileywilson.com	<b>SPECIALIZED ENGINEERING SOLUTIONS</b>  Specialized Engineering Solutions 1300 Baxter Street, Suite 355 Charlotte, NC 28204	<b>ARCHITECT/ENGINEER OF RECORD</b>  Atriax, pllc 703 Main Avenue SW PO Box 1629, Hickory, NC 28603 Phone: 828.315.9962 Fax: 828.315.9964 www.atriaxgroup.com NC Engineering License No.: P-0214 NC Architectural License No.: 51254	<b>STAMP</b>  Bicsi Registered Communications Distributor BICSI 107 # 219954 Expires 03/31/25 RCD 03/08/24	Office of Construction and Facilities Management U.S. Department of Veterans Affairs	Drawing Title <b>BUILDING 137 - LEVEL 03 DEMO - AREA D - TELECOM</b>	Phase <b>100% CONSTRUCTION DOCUMENTS</b>	Project Title <b>EHRM INFRASTRUCTURE UPGRADES</b>	Project Number <b>679-20-104</b>	
						Approved: Chief Engineer	<b>FULLY SPRINKLERED</b>	Location <b>TUSCALOOSA VAMC, TUSCALOOSA, AL.</b>	Building Number <b>137</b>	
							Issue Date <b>03/08/2024</b>	Checked <b>JMM</b>	Drawn <b>JEH</b>	Drawing Number <b>TD137.3D</b>

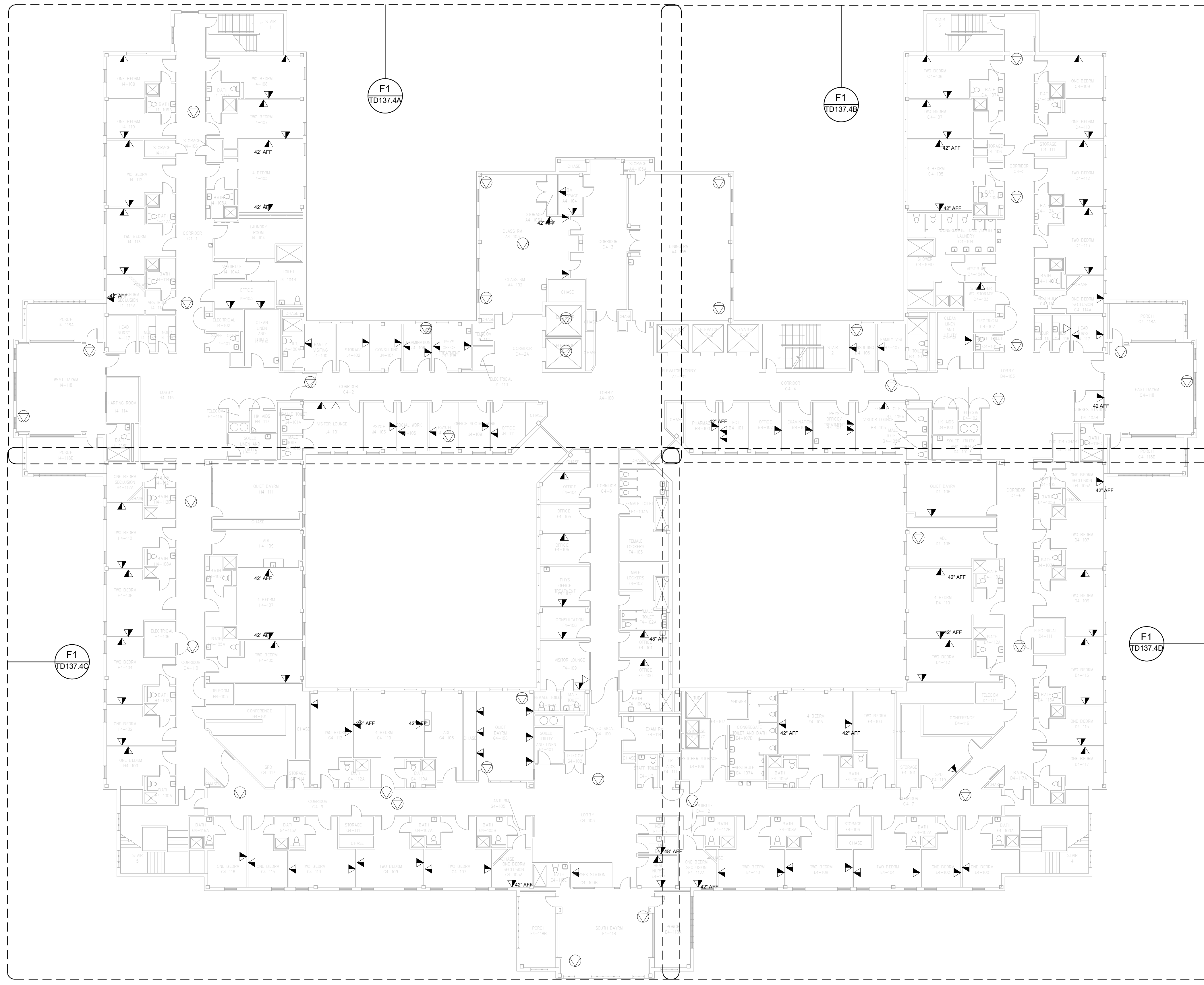
A  
B  
C  
D  
E  
F

**# KEYNOTES:**

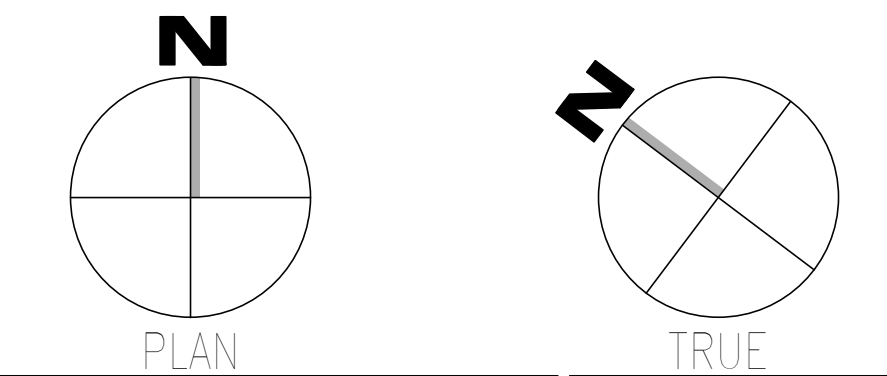
1. REMOVE ALL HORIZONTAL PATHWAYS, CONDUIT, CABLE TRAY, CABLING, OUTLET BOXES, FACEPLATES, JACKS, PATCH PANELS AND EQUIPMENT THROUGHOUT THIS LEVEL. CABLE SHALL BE REMOVED FROM END TO END TO INCLUDE ALL TERMINATIONS. NO ABANDONED CABLE SHALL BE LEFT IN PLACE. ALL EXISTING END USER EQUIPMENT CONNECTED TO EXISTING HORIZONTAL INFRASTRUCTURE (COMPUTERS, PHONES, WIRELESS ACCESS POINTS, ETC.) SHALL REMAIN IN PLACE AND BE CONNECTED TO NEW HORIZONTAL PERMANENT LINK AT THE TIME OF CUTOVER PRIOR TO DEMOLITION.

**GENERAL NOTES:**

- A. SEE SHEET TG001 FOR SYMBOLS LEGEND AND ADDITIONAL PROJECT NOTES.
- B. SEE SHEET TG003 & TN003 SERIES DRAWINGS FOR BACKBONE CABLING REQUIREMENTS TO EACH BUILDING.
- C. ALL EXISTING TELECOMMUNICATIONS INFRASTRUCTURE SHALL BE PROTECTED IN PLACE AND REMAIN ONLINE UNTIL THE NEW TELECOMMUNICATIONS INFRASTRUCTURE HAS BEEN INSTALLED, TESTED, AND CERTIFIED.
- D. REFER TO THE PHASING NARRATIVE FOR DETAILED INFORMATION CONCERNING THE TRANSITION FROM THE EXISTING TELECOMMUNICATIONS INFRASTRUCTURE TO THE NEW TELECOMMUNICATIONS INFRASTRUCTURE.



**F1 OVERALL DEMOLITION PLAN - LEVEL 04**  
SCALE: 1/16" = 1'-0"



Revisions:	<b>CONSULTANT</b>  WileyWilson 127 Nationwide Drive Lynchburg, VA 24502 Phone: 434.947.1901 www.wileywilson.com		<b>ARCHITECT/ENGINEER OF RECORD</b>		 Bicsi 11550 W. 11th St. Suite 100 Overland Park, KS 66213 Phone: 913.241.2200 Fax: 913.241.2201 www.bicsi.com	Office of Construction and Facilities Management  U.S. Department of Veterans Affairs	Drawing Title <b>BUILDING 137 - LEVEL 04                  DEMO - TELECOM</b>	Phase <b>100% CONSTRUCTION                  DOCUMENTS</b>	Project Title <b>EHRM INFRASTRUCTURE UPGRADES</b>	Project Number <b>679-20-104</b>
	Date:	 SPECIALIZED ENGINEERING SOLUTIONS Specialized Engineering Solutions 1300 Baxter Street, Suite 355 Charlotte, NC 28204		 Atriax, pllc 703 Main Avenue SW PO Box 1629, Hickory, NC 28603 Phone: 828.315.9962 Fax: 828.315.9964  NC Engineering License No.: P-0214 NC Architectural License No.: 51254			Approved: Chief Engineer	<b>FULLY SPRINKLERED</b>	Location <b>TUSCALOOSA VAMC, TUSCALOOSA, AL.</b>	Building Number <b>137</b>

1 2 3 4 5 6 7 8 9 10

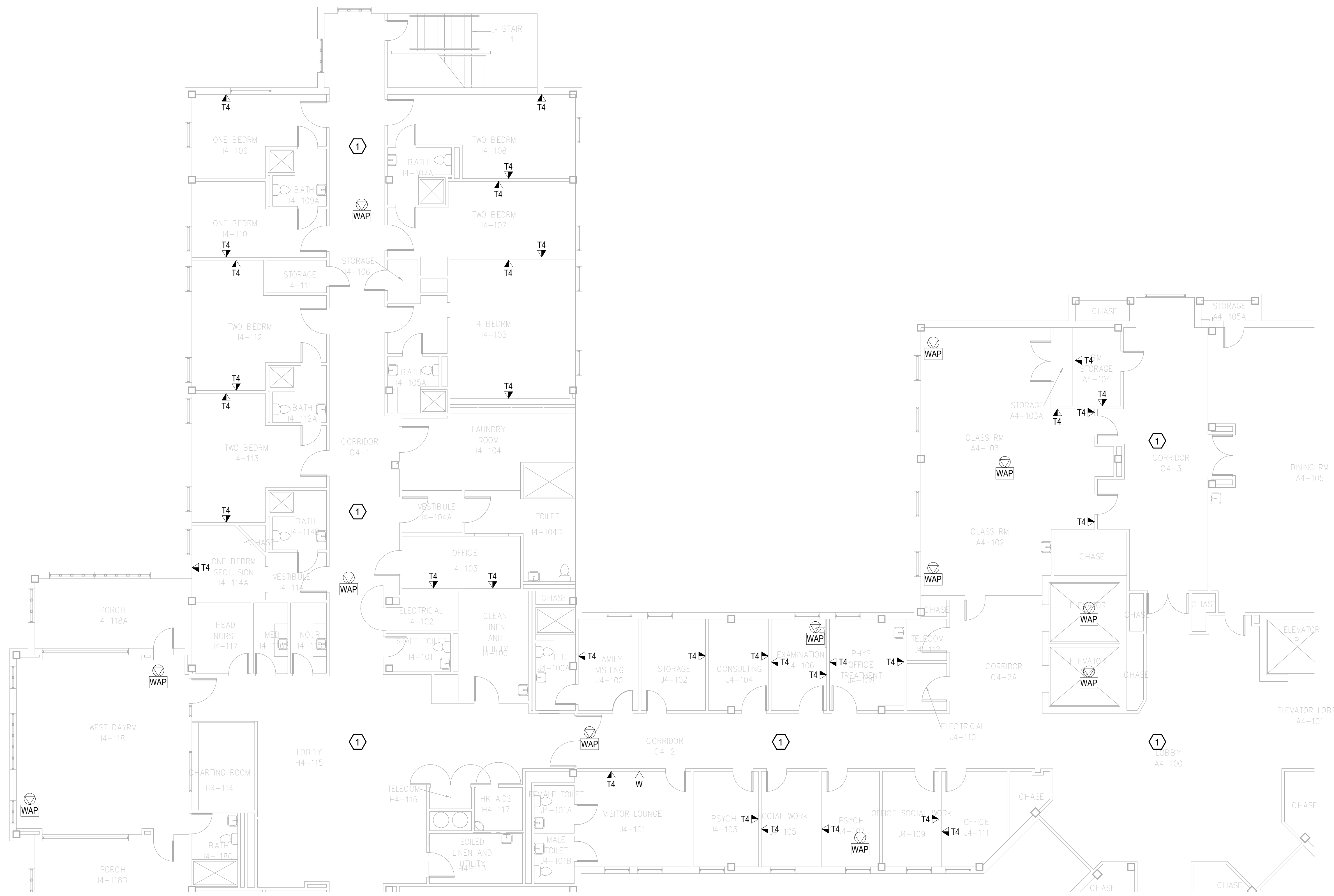
A  
B  
C  
D  
E  
F

**KEYNOTES:**

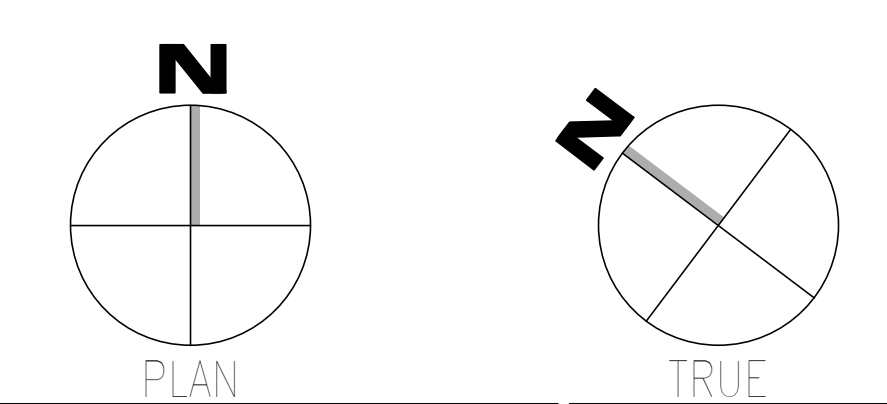
1. REMOVE ALL HORIZONTAL PATHWAYS, CONDUIT, CABLE TRAY, CABLING, OUTLET BOXES, FACEPLATES, JACKS, PATCH PANELS AND EQUIPMENT THROUGHOUT THIS LEVEL. CABLE SHALL BE REMOVED FROM END TO END TO INCLUDE ALL TERMINATIONS. NO ABANDONED CABLE SHALL BE LEFT IN PLACE. ALL EXISTING END USER EQUIPMENT CONNECTED TO EXISTING HORIZONTAL INFRASTRUCTURE (COMPUTERS, PHONES, WIRELESS ACCESS POINTS, ETC.) SHALL REMAIN IN PLACE AND BE CONNECTED TO NEW HORIZONTAL PERMANENT LINK AT THE TIME OF CUTOVER PRIOR TO DEMOLITION.

**GENERAL NOTES:**

- A. SEE SHEET TG001 FOR SYMBOLS LEGEND AND ADDITIONAL PROJECT NOTES.
- B. SEE SHEET TG003 & TN003 SERIES DRAWINGS FOR BACKBONE CABLING REQUIREMENTS TO EACH BUILDING.
- C. ALL EXISTING TELECOMMUNICATIONS INFRASTRUCTURE SHALL BE PROTECTED IN PLACE AND REMAIN ONLINE UNTIL THE NEW TELECOMMUNICATIONS INFRASTRUCTURE HAS BEEN INSTALLED, TESTED, AND CERTIFIED.
- D. REFER TO THE PHASING NARRATIVE FOR DETAILED INFORMATION CONCERNING THE TRANSITION FROM THE EXISTING TELECOMMUNICATIONS INFRASTRUCTURE TO THE NEW TELECOMMUNICATIONS INFRASTRUCTURE.



**F1** DEMOLITION PLAN - LEVEL 04 - TELECOM - AREA A  
SCALE: 1/8" = 1'-0"



Revisions: 1 Date:	<b>CONSULTANT</b>  WileyWilson 127 Nationwide Drive Lynchburg, VA 24502 Phone: 434.947.1901 www.wileywilson.com	<b>ARCHITECT/ENGINEER OF RECORD</b>  Atriax, pllc 703 Main Avenue SW PO Box 1629, Hickory, NC 28603 Phone: 828.315.9962 Fax: 828.315.9964 www.atriaxgroup.com NC Engineering License No.: P-0214 NC Architectural License No.: 51254	<b>STAMP</b>  Bicsi REGISTERED COMMUNICATIONS DISTRIBUTION DESIGNER BICSI 107423954 03/08/24	<b>Office of Construction and Facilities Management</b>  U.S. Department of Veterans Affairs	Drawing Title <b>BUILDING 137 - LEVEL 04 DEMO - AREA A - TELECOM</b> Approved: Chief Engineer	Phase <b>100% CONSTRUCTION DOCUMENTS</b>	Project Title <b>EHRM INFRASTRUCTURE UPGRADES</b>	Project Number <b>679-20-104</b>
	<b>FULLY SPRINKLERED</b>	Location <b>TUSCALOOSA VAMC, TUSCALOOSA, AL.</b>	Issue Date <b>03/08/2024</b>	Checked <b>JMM</b>	Drawn <b>JEH</b>	Building Number <b>137</b>	Drawing Number <b>TD137.4A</b>	

1 2 3 4 5 6 7 8 9 10

1 2 3 4 5 6 7 8 9 10

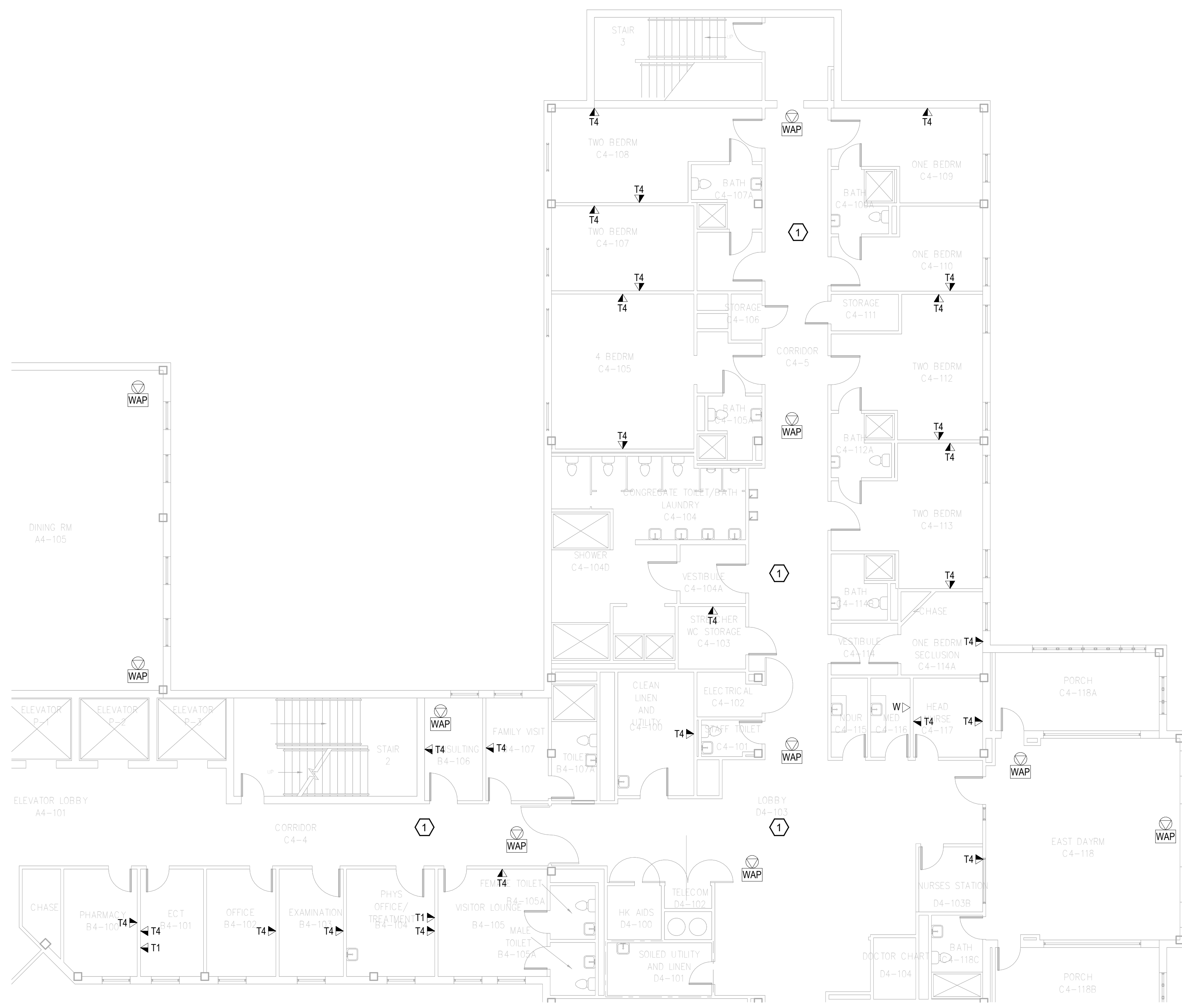
A  
B  
C  
D  
E  
F

**KEYNOTES:**

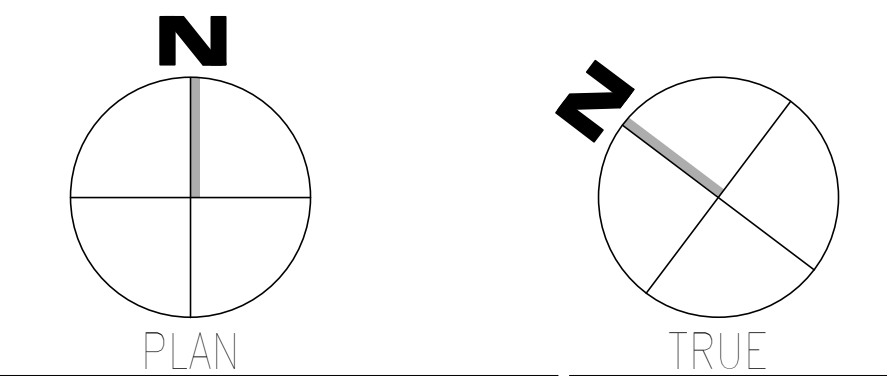
1. REMOVE ALL HORIZONTAL PATHWAYS, CONDUIT, CABLE TRAY, CABLING, OUTLET BOXES, FACEPLATES, JACKS, PATCH PANELS AND EQUIPMENT THROUGHOUT THIS LEVEL. CABLE SHALL BE REMOVED FROM END TO END TO INCLUDE ALL TERMINATIONS. NO ABANDONED CABLE SHALL BE LEFT IN PLACE. ALL EXISTING END USER EQUIPMENT CONNECTED TO EXISTING HORIZONTAL INFRASTRUCTURE (COMPUTERS, PHONES, WIRELESS ACCESS POINTS, ETC.) SHALL REMAIN IN PLACE AND BE CONNECTED TO NEW HORIZONTAL PERMANENT LINK AT THE TIME OF CUTOVER PRIOR TO DEMOLITION.

**GENERAL NOTES:**

- A. SEE SHEET TG001 FOR SYMBOLS LEGEND AND ADDITIONAL PROJECT NOTES.
- B. SEE SHEET TG003 & TN003 SERIES DRAWINGS FOR BACKBONE CABLING REQUIREMENTS TO EACH BUILDING.
- C. ALL EXISTING TELECOMMUNICATIONS INFRASTRUCTURE SHALL BE PROTECTED IN PLACE AND REMAIN ONLINE UNTIL THE NEW TELECOMMUNICATIONS INFRASTRUCTURE HAS BEEN INSTALLED, TESTED, AND CERTIFIED.
- D. REFER TO THE PHASING NARRATIVE FOR DETAILED INFORMATION CONCERNING THE TRANSITION FROM THE EXISTING TELECOMMUNICATIONS INFRASTRUCTURE TO THE NEW TELECOMMUNICATIONS INFRASTRUCTURE.



**F1** DEMOLITION PLAN - LEVEL 04 - TELECOM - AREA B  
SCALE: 1/8" = 1'-0"



Revisions: 1 Date:	<b>CONSULTANT</b>  WileyWilson 127 Nationwide Drive Lynchburg, VA 24502 Phone: 434.947.1901 www.wileywilson.com	<b>ARCHITECT/ENGINEER OF RECORD</b>  Atriax, pllc 703 Main Avenue SW PO Box 1629, Hickory, NC 28603 Phone: 828.315.9962 Fax: 828.315.9964 www.atriaxgroup.com NC Engineering License No.: P-0214 NC Architectural License No.: 51254	<b>STAMP</b>  Bicsi Registered Communications Distributor BICSI ID # 239554 Expires 03/31/25 RCDD 03/08/24	<b>Office of Construction and Facilities Management</b>  U.S. Department of Veterans Affairs	Drawing Title <b>BUILDING 137 - LEVEL 04 DEMO - AREA B - TELECOM</b>	Phase <b>100% CONSTRUCTION DOCUMENTS</b>	Project Title <b>EHRM INFRASTRUCTURE UPGRADES</b>	Project Number <b>679-20-104</b>		
					Approved: Chief Engineer	FULLY SPRINKLERED	Location <b>TUSCALOOSA VAMC, TUSCALOOSA, AL.</b>	Building Number <b>137</b>		
							Issue Date <b>03/08/2024</b>	Checked <b>JMM</b>	Drawn <b>JEH</b>	Drawing Number <b>TD137.4B</b>

1 2 3 4 5 6 7 8 9 10

1 2 3 4 5 6 7 8 9 10

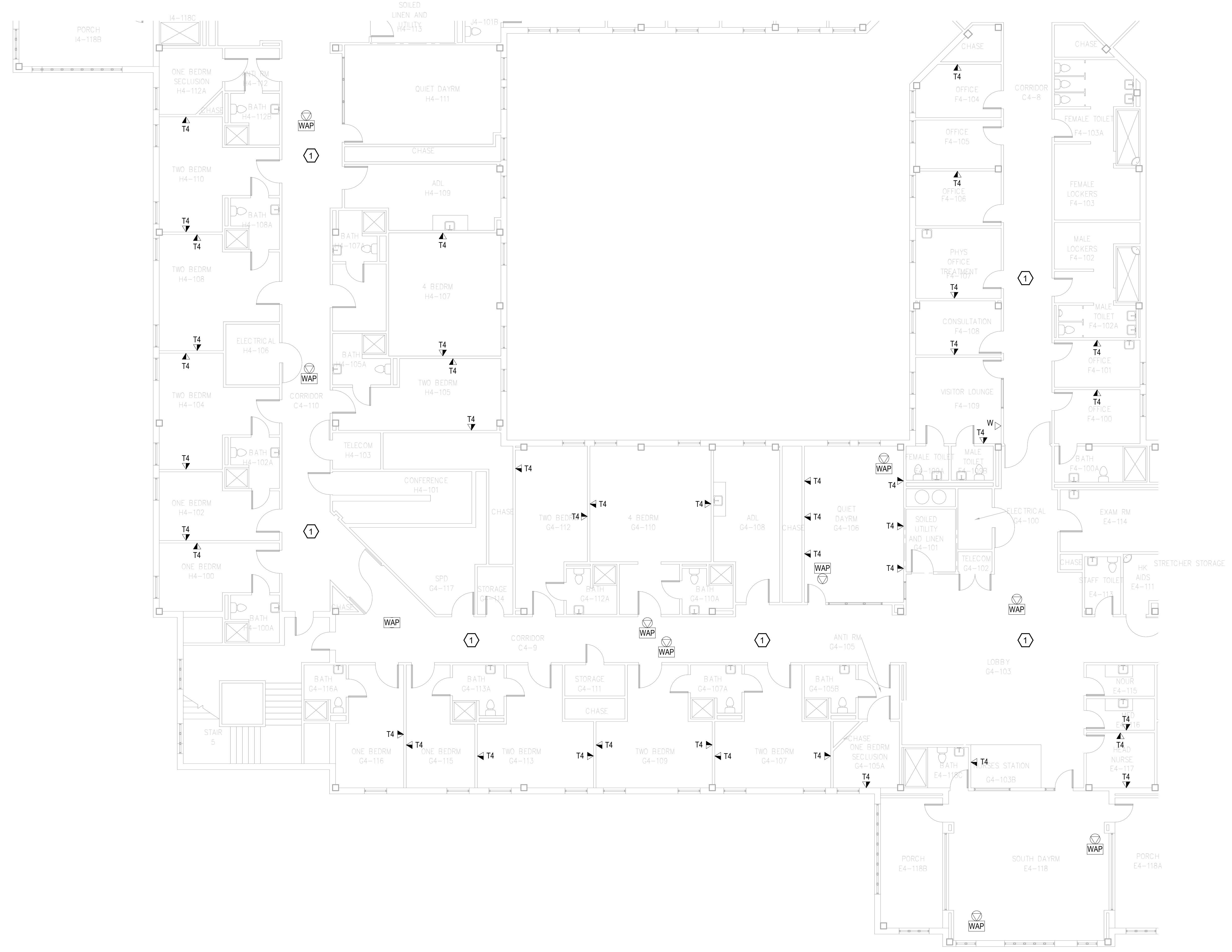
A B C D E F

**KEYNOTES:**

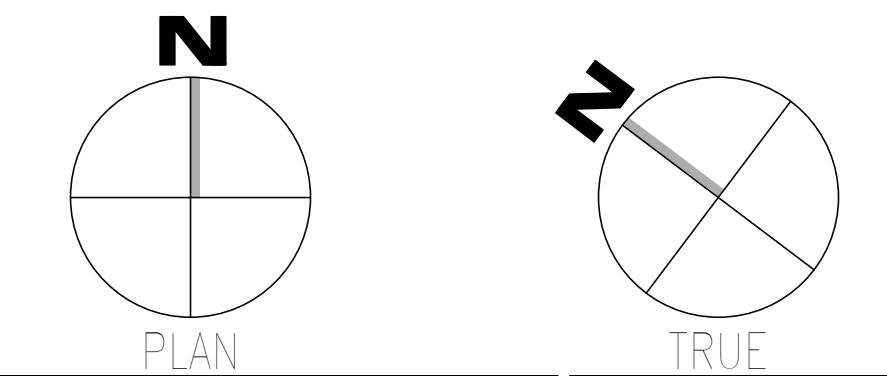
1. REMOVE ALL HORIZONTAL PATHWAYS, CONDUIT, CABLE TRAY, CABLING, OUTLET BOXES, FACEPLATES, JACKS, PATCH PANELS AND EQUIPMENT THROUGHOUT THIS LEVEL. CABLE SHALL BE REMOVED FROM END TO END TO INCLUDE ALL TERMINATIONS. NO ABANDONED CABLE SHALL BE LEFT IN PLACE. ALL EXISTING END USER EQUIPMENT CONNECTED TO EXISTING HORIZONTAL INFRASTRUCTURE (COMPUTERS, PHONES, WIRELESS ACCESS POINTS, ETC.) SHALL REMAIN IN PLACE AND BE CONNECTED TO NEW HORIZONTAL PERMANENT LINK AT THE TIME OF CUTOVER PRIOR TO DEMOLITION.

**GENERAL NOTES:**

- A. SEE SHEET TG001 FOR SYMBOLS LEGEND AND ADDITIONAL PROJECT NOTES.
- B. SEE SHEET TG003 & TN003 SERIES DRAWINGS FOR BACKBONE CABLING REQUIREMENTS TO EACH BUILDING.
- C. ALL EXISTING TELECOMMUNICATIONS INFRASTRUCTURE SHALL BE PROTECTED IN PLACE AND REMAIN ONLINE UNTIL THE NEW TELECOMMUNICATIONS INFRASTRUCTURE HAS BEEN INSTALLED, TESTED, AND CERTIFIED.
- D. REFER TO THE PHASING NARRATIVE FOR DETAILED INFORMATION CONCERNING THE TRANSITION FROM THE EXISTING TELECOMMUNICATIONS INFRASTRUCTURE TO THE NEW TELECOMMUNICATIONS INFRASTRUCTURE.



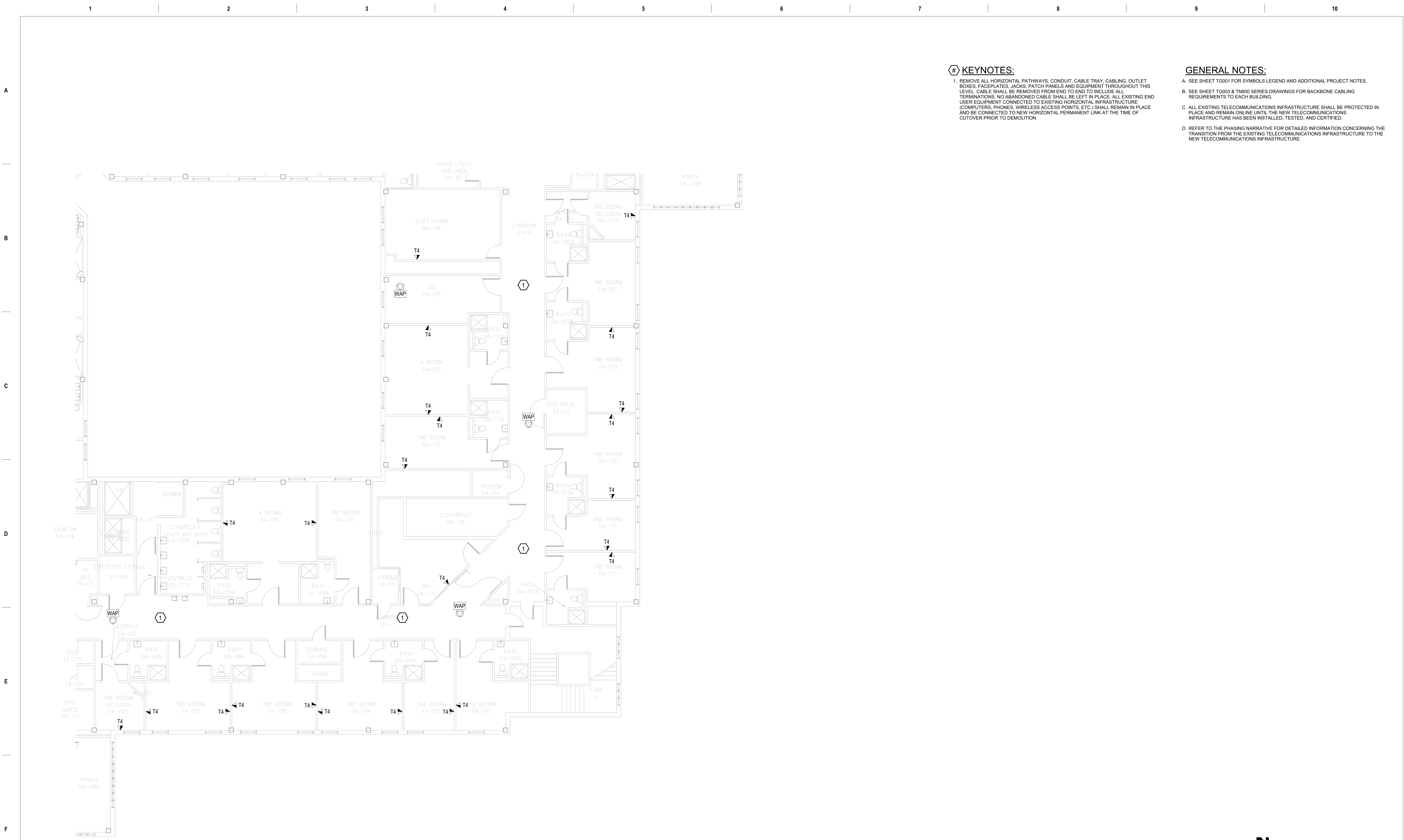
**F1** DEMOLITION PLAN - LEVEL 04 - TELECOM - AREA C  
SCALE: 1/8" = 1'-0"



Revisions: Date:	<b>CONSULTANT</b>  WileyWilson 127 Nationwide Drive Lynchburg, VA 24502 Phone: 434.947.1901 www.wileywilson.com	<b>SPECIALIZED ENGINEERING SOLUTIONS</b>  Specialized Engineering Solutions 1300 Baxter Street, Suite 355 Charlotte, NC 28204	<b>ARCHITECT/ENGINEER OF RECORD</b>  Atriax, pllc 703 Main Avenue SW PO Box 1629, Hickory, NC 28603 Phone: 828.315.9962 Fax: 828.315.9964 www.atriaxgroup.com NC Engineering License No.: P-0214 NC Architectural License No.: 51254	<b>STAMP</b>  Bicsi REGISTERED COMMUNICATIONS DISTRIBUTION TECHNOLOGIST BICSI ID # 239554 Expires 03/31/25 RCDD 03/08/24	Office of Construction and Facilities Management  U.S. Department of Veterans Affairs	Drawing Title <b>BUILDING 137 - LEVEL 04                  DEMO - AREA C - TELECOM</b> Approved: Chief Engineer	Phase <b>100% CONSTRUCTION                  DOCUMENTS</b> <b>FULLY SPRINKLERED</b>	Project Title <b>EHRM INFRASTRUCTURE UPGRADES</b> Location <b>TUSCALOOSA VAMC, TUSCALOOSA, AL.</b> Issue Date 03/08/2024	Project Number <b>679-20-104</b> Building Number <b>137</b> Drawing Number <b>TD137.4C</b> Checked JMM Drawn JEH
---------------------	---	---	---	---	---	--	--	---	---

1 2 3 4 5 6 7 8 9 10





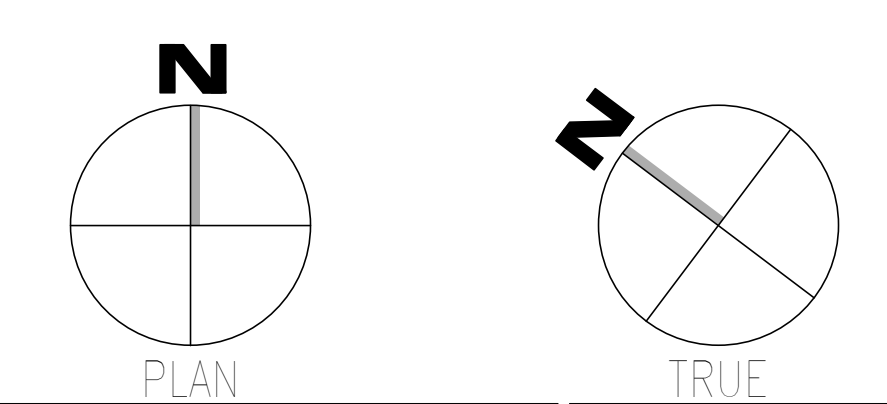
**KEYNOTES:**

1. REMOVE ALL HORIZONTAL PATHWAYS, CONDUIT, CABLE TRAY, CABLING, OUTLET BOXES, FACEPLATES, JACKS, PATCH PANELS AND EQUIPMENT THROUGHOUT THIS LEVEL. CABLE SHALL BE REMOVED FROM END TO END TO INCLUDE ALL TERMINATIONS. NO ABANDONED CABLE SHALL BE LEFT IN PLACE. ALL EXISTING END USER EQUIPMENT CONNECTED TO EXISTING HORIZONTAL INFRASTRUCTURE (COMPUTERS, PHONES, WIRELESS ACCESS POINTS, ETC.) SHALL REMAIN IN PLACE AND BE CONNECTED TO NEW HORIZONTAL PERMANENT LINK AT THE TIME OF CUTOVER PRIOR TO DEMOLITION.

**GENERAL NOTES:**

- A. SEE SHEET TG001 FOR SYMBOLS LEGEND AND ADDITIONAL PROJECT NOTES.
- B. SEE SHEET TG003 & TN003 SERIES DRAWINGS FOR BACKBONE CABLING REQUIREMENTS TO EACH BUILDING.
- C. ALL EXISTING TELECOMMUNICATIONS INFRASTRUCTURE SHALL BE PROTECTED IN PLACE AND REMAIN ONLINE UNTIL THE NEW TELECOMMUNICATIONS INFRASTRUCTURE HAS BEEN INSTALLED, TESTED, AND CERTIFIED.
- D. REFER TO THE PHASING NARRATIVE FOR DETAILED INFORMATION CONCERNING THE TRANSITION FROM THE EXISTING TELECOMMUNICATIONS INFRASTRUCTURE TO THE NEW TELECOMMUNICATIONS INFRASTRUCTURE.

**F1** DEMOLITION PLAN - LEVEL 04 - TELECOM - AREA D  
SCALE: 1/8" = 1'-0"



Revisions:	<b>CONSULTANT</b> WileyWilson 127 Nationwide Drive Lynchburg, VA 24502 Phone: 434.947.1901 www.wileywilson.com		<b>SPECIALIZED ENGINEERING SOLUTIONS</b> Specialized Engineering Solutions 1300 Baxter Street, Suite 355 Charlotte, NC 28204		<b>ARCHITECT/ENGINEER OF RECORD</b> Atriax GROUP www.atriaxgroup.com		<b>STAMP</b> Bicsi REGISTERED COMMUNICATIONS DISTRIBUTION DESIGNER BICSI 107 # 239554 Evanston, IL, US RCDD 03/08/24		<b>Office of Construction and Facilities Management</b> VA U.S. Department of Veterans Affairs		<b>Drawing Title</b> BUILDING 137 - LEVEL 04 DEMO - AREA D - TELECOM		<b>Phase</b> 100% CONSTRUCTION DOCUMENTS		<b>Project Title</b> EHRM INFRASTRUCTURE UPGRADES		<b>Project Number</b> 679-20-104	
	Date:										<b>Approved: Chief Engineer</b>		<b>FULLY SPRINKLERED</b>		<b>Location</b> TUSCALOOSA VAMC, TUSCALOOSA, AL.		<b>Drawing Number</b> TD137.4D	
												<b>Issue Date</b> 03/08/2024		<b>Checked</b> JMM		<b>Drawn</b> JEH		

1 2 3 4 5 6 7 8 9 10

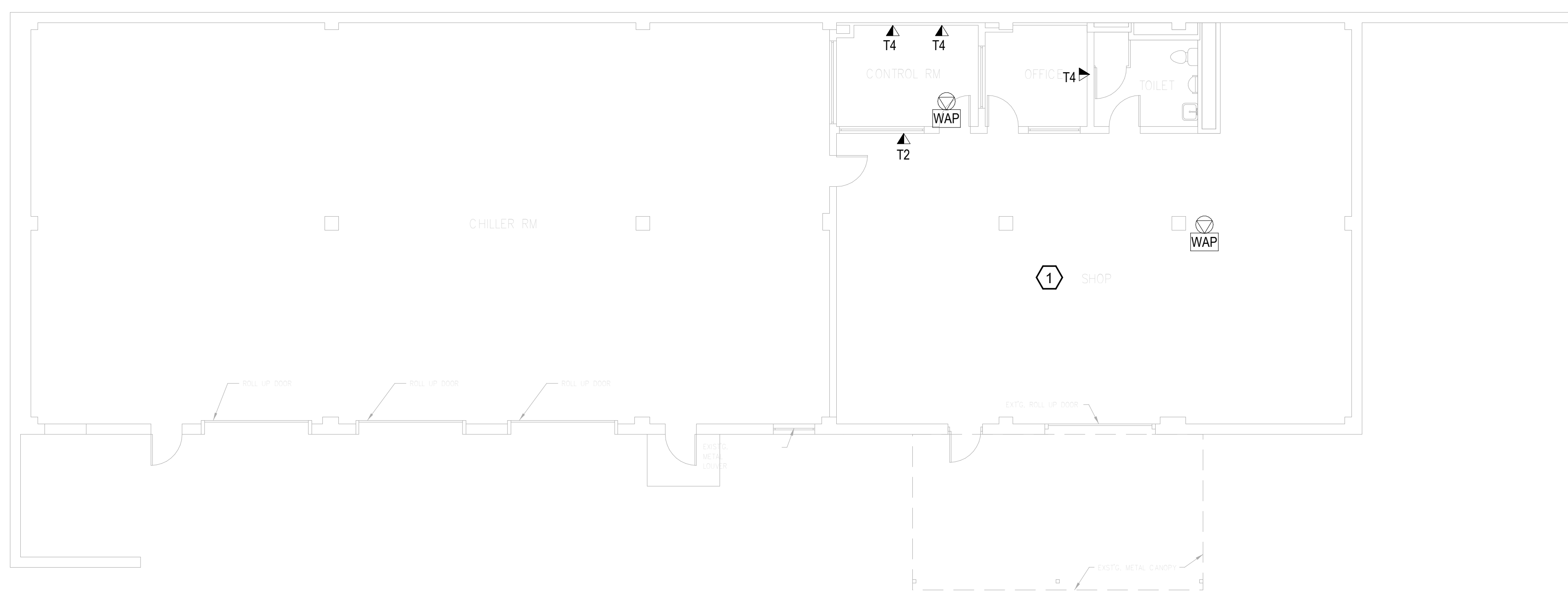
A  
B  
C  
D  
E  
F

**KEYNOTES:**

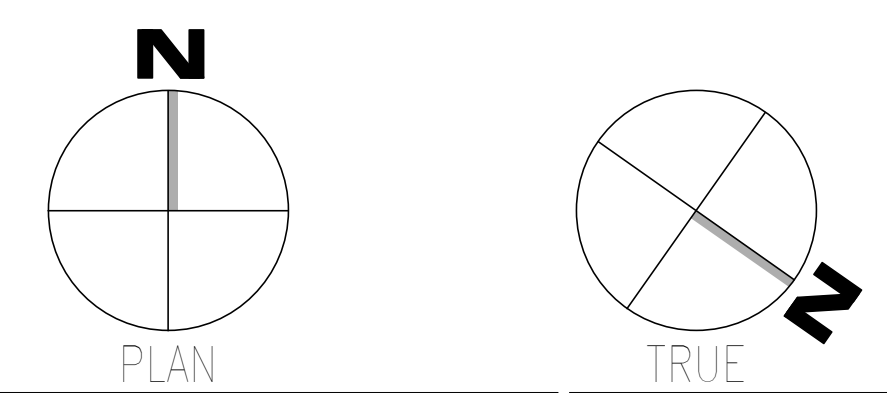
1. REMOVE ALL HORIZONTAL PATHWAYS, CONDUIT, CABLE TRAY, CABLING, OUTLET BOXES, FACEPLATES, JACKS, PATCH PANELS AND EQUIPMENT THROUGHOUT THIS LEVEL. CABLE SHALL BE REMOVED FROM END TO END TO INCLUDE ALL TERMINATIONS. NO ABANDONED CABLE SHALL BE LEFT IN PLACE. ALL EXISTING END USER EQUIPMENT CONNECTED TO EXISTING HORIZONTAL INFRASTRUCTURE (COMPUTERS, PHONES, WIRELESS ACCESS POINTS, ETC.) SHALL REMAIN IN PLACE AND BE CONNECTED TO NEW HORIZONTAL PERMANENT LINK AT THE TIME OF CUTOVER PRIOR TO DEMOLITION.

**GENERAL NOTES:**

- A. SEE SHEET TG001 FOR SYMBOLS LEGEND AND ADDITIONAL PROJECT NOTES.
- B. SEE SHEET TG003 & TN003 SERIES DRAWINGS FOR BACKBONE CABLING REQUIREMENTS TO EACH BUILDING.
- C. ALL EXISTING TELECOMMUNICATIONS INFRASTRUCTURE SHALL BE PROTECTED IN PLACE AND REMAIN ONLINE UNTIL THE NEW TELECOMMUNICATIONS INFRASTRUCTURE HAS BEEN INSTALLED, TESTED, AND CERTIFIED.
- D. REFER TO THE PHASING NARRATIVE FOR DETAILED INFORMATION CONCERNING THE TRANSITION FROM THE EXISTING TELECOMMUNICATIONS INFRASTRUCTURE TO THE NEW TELECOMMUNICATIONS INFRASTRUCTURE.



**F1** OVERALL DEMOLITION PLAN - GROUND LEVEL - TELECOM  
SCALE: 1/8" = 1'-0"



<b>CONSULTANT</b> WileyWilson 127 Nationwide Drive Lynchburg, VA 24502 Phone: 434.947.1901 www.wileywilson.com		<b>SPECIALIZED ENGINEERING SOLUTIONS</b> SPECIALIZED ENGINEERING SOLUTIONS Specialized Engineering Solutions 1300 Baxter Street, Suite 355 Charlotte, NC 28204		<b>ARCHITECT/ENGINEER OF RECORD</b> STAMP <b>Atriax</b> GROUP www.atriaxgroup.com Atriax, pllc 703 Main Avenue SW PO Box 1629, Hickory, NC 28603 Phone: 828.315.9962 Fax: 828.315.9964 NC Engineering License No.: P-0214 NC Architectural License No.: 51254		REGISTERED COMMUNICATIONS DISTRIBUTION DESIGNER Bicsi 3824 W. Main St. Bicsi 107 # 219554 Evansville, IN 47912-2195 RCD0 03/08/24		Office of Construction and Facilities Management U.S. Department of Veterans Affairs		Drawing Title <b>BUILDING 138 - GROUND LEVEL DEMO - TELECOM</b>		Phase <b>100% CONSTRUCTION DOCUMENTS</b>		Project Title <b>EHRM INFRASTRUCTURE UPGRADES</b>		Project Number <b>679-20-104</b>	
Revisions:		Date:		Approved: Chief Engineer		<b>FULLY SPRINKLERED</b>		Location <b>TUSCALOOSA VAMC, TUSCALOOSA, AL.</b>		Building Number <b>138</b>		Drawing Number <b>TD138.0</b>					
								Issue Date <b>03/08/2024</b>		Checked <b>JMM</b>		Drawn <b>JEH</b>					

1 2 3 4 5 6 7 8 9 10

1 2 3 4 5 6 7 8 9 10

A  
B  
C  
D  
E  
F

# KEYNOTES:

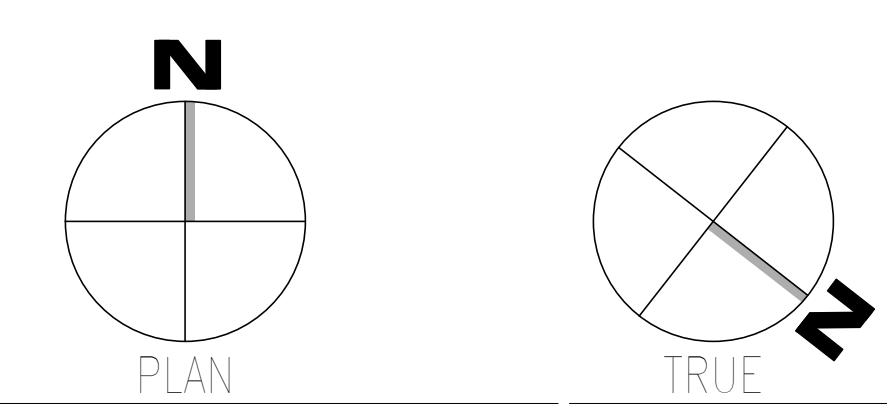
1. REMOVE ALL HORIZONTAL PATHWAYS, CONDUIT, CABLE TRAY, CABLING, OUTLET BOXES, FACEPLATES, JACKS, PATCH PANELS AND EQUIPMENT THROUGHOUT THIS LEVEL. CABLE SHALL BE REMOVED FROM END TO END TO INCLUDE ALL TERMINATIONS. NO ABANDONED CABLE SHALL BE LEFT IN PLACE. ALL EXISTING END USER EQUIPMENT CONNECTED TO EXISTING HORIZONTAL INFRASTRUCTURE (COMPUTERS, PHONES, WIRELESS ACCESS POINTS, ETC.) SHALL REMAIN IN PLACE AND BE CONNECTED TO NEW HORIZONTAL PERMANENT LINK AT THE TIME OF CUTOVER PRIOR TO DEMOLITION.

GENERAL NOTES:

- A. SEE SHEET TG001 FOR SYMBOLS LEGEND AND ADDITIONAL PROJECT NOTES.
- B. SEE SHEET TG003 & TN003 SERIES DRAWINGS FOR BACKBONE CABLING REQUIREMENTS TO EACH BUILDING.
- C. ALL EXISTING TELECOMMUNICATIONS INFRASTRUCTURE SHALL BE PROTECTED IN PLACE AND REMAIN ONLINE UNTIL THE NEW TELECOMMUNICATIONS INFRASTRUCTURE HAS BEEN INSTALLED, TESTED, AND CERTIFIED.
- D. REFER TO THE PHASING NARRATIVE FOR DETAILED INFORMATION CONCERNING THE TRANSITION FROM THE EXISTING TELECOMMUNICATIONS INFRASTRUCTURE TO THE NEW TELECOMMUNICATIONS INFRASTRUCTURE.



F1 OVERALL DEMOLITION PLAN - LEVEL 01 - TELECOM  
SCALE: 1/8" = 1'-0"



Revisions:	Date:	<b>CONSULTANT</b>  WileyWilson 127 Nationwide Drive Lynchburg, VA 24502 Phone: 434.947.1901 www.wileywilson.com		<b>ARCHITECT/ENGINEER OF RECORD</b>  Atriax, pllc 703 Main Avenue SW PO Box 16229, Hickory, NC 28603 Phone: 828.315.9962 Fax: 828.315.9964 www.atriaxgroup.com NC Engineering License No.: P-0214 NC Architectural License No.: 51254		<b>STAMP</b>  Bicsi Registered Communications Distributor BICSI ID # 239554 Expires 03/31/25 RCD 03/08/24		Office of Construction and Facilities Management U.S. Department of Veterans Affairs		Drawing Title <b>BUILDING 143 - LEVEL 01                  DEMO - TELECOM</b>		Phase <b>100% CONSTRUCTION                  DOCUMENTS</b>		Project Title <b>EHRM INFRASTRUCTURE UPGRADES</b>		Project Number <b>679-20-104</b>	
								Approved: Chief Engineer		<b>FULLY SPRINKLERED</b>		Location <b>TUSCALOOSA VAMC, TUSCALOOSA, AL.</b>		Building Number <b>143</b>			
										Issue Date <b>03/08/2024</b>		Checked <b>JMM</b>		Drawn <b>JEH</b>			
												Drawing Number <b>TD143.1</b>					

1 2 3 4 5 6 7 8 9 10

1 2 3 4 5 6 7 8 9 10

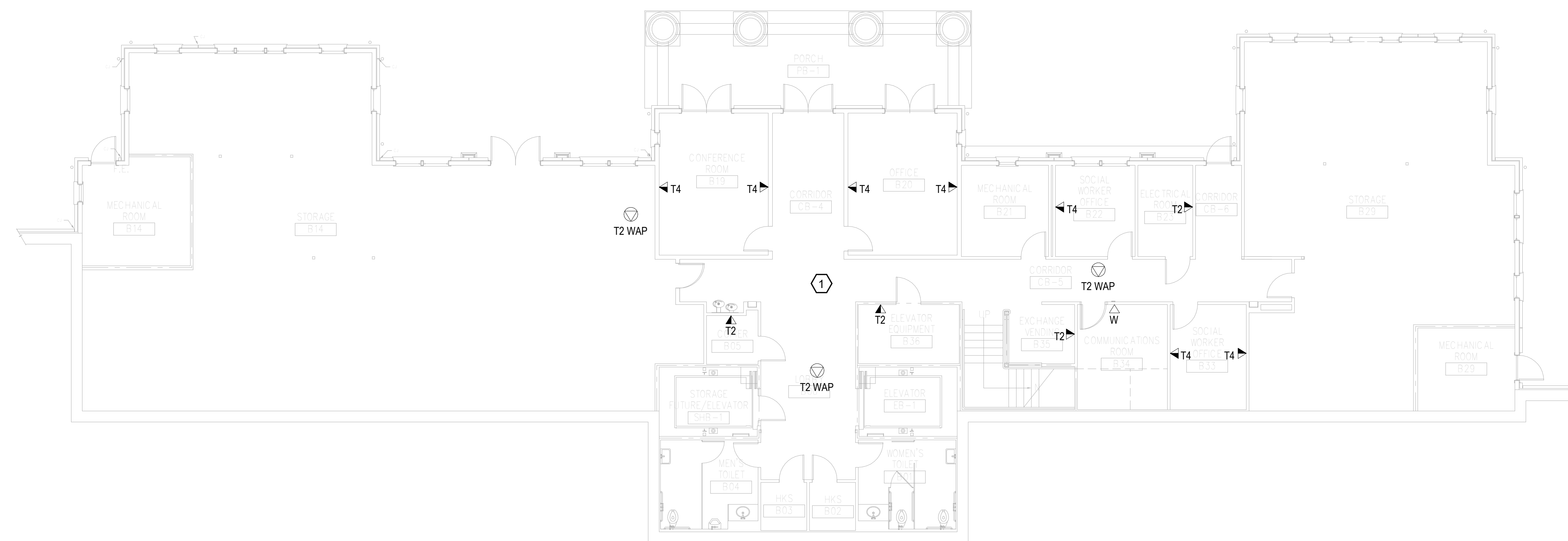
A  
B  
C  
D  
E  
F

**KEYNOTES:**

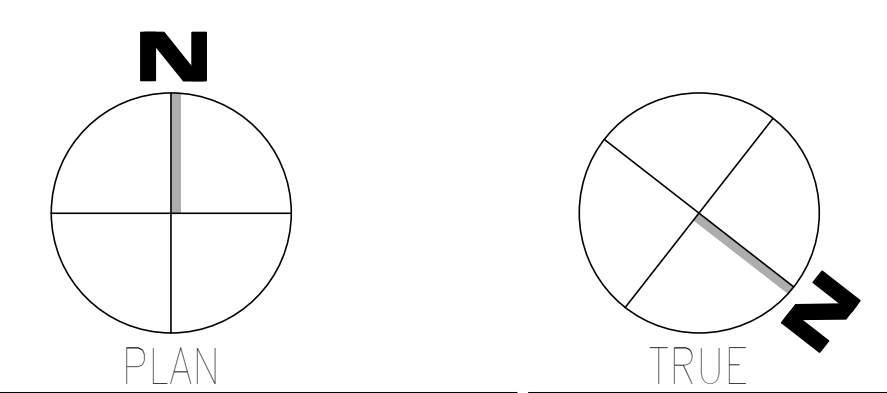
1. REMOVE ALL HORIZONTAL PATHWAYS, CONDUIT, CABLE TRAY, CABLING, OUTLET BOXES, FACEPLATES, JACKS, PATCH PANELS AND EQUIPMENT THROUGHOUT THIS LEVEL. CABLE SHALL BE REMOVED FROM END TO END TO INCLUDE ALL TERMINATIONS. NO ABANDONED CABLE SHALL BE LEFT IN PLACE. ALL EXISTING END USER EQUIPMENT CONNECTED TO EXISTING HORIZONTAL INFRASTRUCTURE (COMPUTERS, PHONES, WIRELESS ACCESS POINTS, ETC.) SHALL REMAIN IN PLACE AND BE CONNECTED TO NEW HORIZONTAL PERMANENT LINK AT THE TIME OF CUTOVER PRIOR TO DEMOLITION.

**GENERAL NOTES:**

- A. SEE SHEET TG001 FOR SYMBOLS LEGEND AND ADDITIONAL PROJECT NOTES.
- B. SEE SHEET TG003 & TN003 SERIES DRAWINGS FOR BACKBONE CABLING REQUIREMENTS TO EACH BUILDING.
- C. ALL EXISTING TELECOMMUNICATIONS INFRASTRUCTURE SHALL BE PROTECTED IN PLACE AND REMAIN ONLINE UNTIL THE NEW TELECOMMUNICATIONS INFRASTRUCTURE HAS BEEN INSTALLED, TESTED, AND CERTIFIED.
- D. REFER TO THE PHASING NARRATIVE FOR DETAILED INFORMATION CONCERNING THE TRANSITION FROM THE EXISTING TELECOMMUNICATIONS INFRASTRUCTURE TO THE NEW TELECOMMUNICATIONS INFRASTRUCTURE.



**F1** OVERALL DEMOLITION PLAN - BASEMENT LEVEL - TELECOM  
SCALE: 1/8" = 1'-0"



Revisions:	Date:	<b>CONSULTANT</b> WileyWilson 127 Nationwide Drive Lynchburg, VA 24502 Phone: 434.947.1901 www.wileywilson.com	<b>SPECIALIZED ENGINEERING SOLUTIONS</b> Specialized Engineering Solutions 1300 Baxter Street, Suite 355 Charlotte, NC 28204	<b>ARCHITECT/ENGINEER OF RECORD</b> <b>STAMP</b> <b>Atriax</b> GROUP www.atriaxgroup.com Atriax, pllc 703 Main Avenue SW PO Box 1629, Hickory, NC 28603 Phone: 828.315.9962 Fax: 828.315.9964 NC Engineering License No.: P-0214 NC Architectural License No.: 51254	<b>Bicsi</b> Registered Professional Engineer BICSI ID # 239554 Expires 03/31/25 RCD0 03/08/24	<b>Office of Construction and Facilities Management</b> VA U.S. Department of Veterans Affairs	Drawing Title <b>BUILDING 145 - BASEMENT LEVEL DEMO - TELECOM</b>	Phase <b>100% CONSTRUCTION DOCUMENTS</b>	Project Title <b>EHRM INFRASTRUCTURE UPGRADES</b>	Project Number <b>679-20-104</b>
							Approved: Chief Engineer	<b>FULLY SPRINKLERED</b>	Location <b>TUSCALOOSA VAMC, TUSCALOOSA, AL.</b>	Building Number <b>145</b>
							Issue Date <b>03/08/2024</b>	Checked <b>JMM</b>	Drawn <b>JEH</b>	

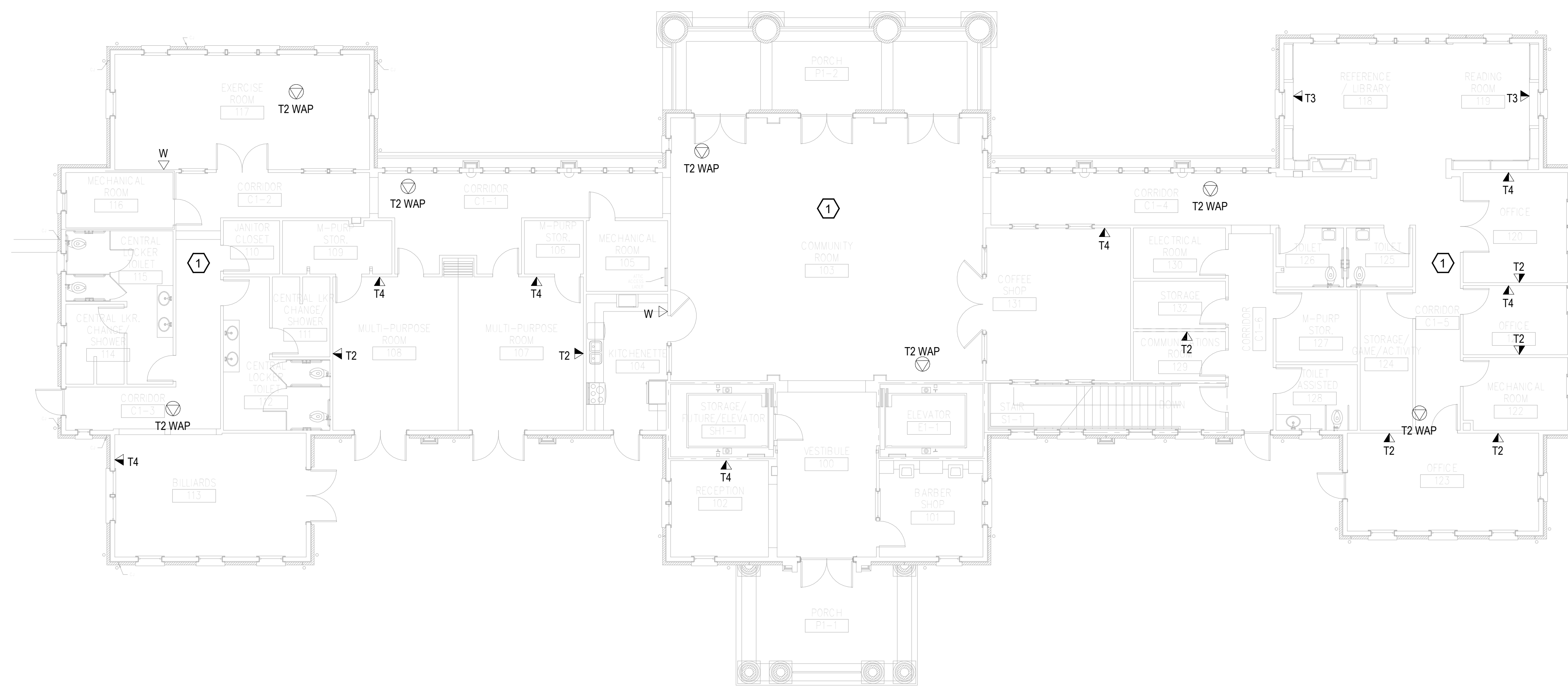
1 2 3 4 5 6 7 8 9 10

**KEYNOTES:**

1. REMOVE ALL HORIZONTAL PATHWAYS, CONDUIT, CABLE TRAY, CABLING, OUTLET BOXES, FACEPLATES, JACKS, PATCH PANELS AND EQUIPMENT THROUGHOUT THIS LEVEL. CABLE SHALL BE REMOVED FROM END TO END TO INCLUDE ALL TERMINATIONS. NO ABANDONED CABLE SHALL BE LEFT IN PLACE. ALL EXISTING END USER EQUIPMENT CONNECTED TO EXISTING HORIZONTAL INFRASTRUCTURE (COMPUTERS, PHONES, WIRELESS ACCESS POINTS, ETC.) SHALL REMAIN IN PLACE AND BE CONNECTED TO NEW HORIZONTAL PERMANENT LINK AT THE TIME OF CUTOVER PRIOR TO DEMOLITION.

**GENERAL NOTES:**

- A. SEE SHEET TG001 FOR SYMBOLS LEGEND AND ADDITIONAL PROJECT NOTES.
- B. SEE SHEET TG003 & TN003 SERIES DRAWINGS FOR BACKBONE CABLING REQUIREMENTS TO EACH BUILDING.
- C. ALL EXISTING TELECOMMUNICATIONS INFRASTRUCTURE SHALL BE PROTECTED IN PLACE AND REMAIN ONLINE UNTIL THE NEW TELECOMMUNICATIONS INFRASTRUCTURE HAS BEEN INSTALLED, TESTED, AND CERTIFIED.
- D. REFER TO THE PHASING NARRATIVE FOR DETAILED INFORMATION CONCERNING THE TRANSITION FROM THE EXISTING TELECOMMUNICATIONS INFRASTRUCTURE TO THE NEW TELECOMMUNICATIONS INFRASTRUCTURE.



**F1 OVERALL DEMOLITION PLAN - LEVEL 01 - TELECOM**  
 SCALE: 1/8" = 1'-0"

<b>CONSULTANT</b>  WileyWilson 127 Nationwide Drive Lynchburg, VA 24502 Phone: 434.947.1901 www.wileywilson.com	<b>SPECIALIZED ENGINEERING SOLUTIONS</b>  Specialized Engineering Solutions 1300 Baxter Street, Suite 355 Charlotte, NC 28204	<b>ARCHITECT/ENGINEER OF RECORD</b>  Atriax, pllc 703 Main Avenue SW PO Box 1629, Hickory, NC 28603 Phone: 828.315.9962 Fax: 828.315.9964 www.atriaxgroup.com NC Engineering License No.: P-0214 NC Architectural License No.: 51254	<b>STAMP</b>  Bicsi Registered Communications Distributor BICSI 107 # 239554 Expires 03/31/25 RCDD 03/08/24	<b>Office of Construction and Facilities Management</b>  U.S. Department of Veterans Affairs	<b>Drawing Title</b> <b>BUILDING 145 - LEVEL 01 DEMO - TELECOM</b>	<b>Phase</b> <b>100% CONSTRUCTION DOCUMENTS</b>	<b>Project Title</b> <b>EHRM INFRASTRUCTURE UPGRADES</b>	<b>Project Number</b> <b>679-20-104</b>		
					<b>Approved: Chief Engineer</b>	<b>FULLY SPRINKLERED</b>	<b>Location</b> <b>TUSCALOOSA VAMC, TUSCALOOSA, AL.</b>	<b>Building Number</b> <b>145</b>		
<b>Revisions:</b>	<b>Date:</b>						<b>Issue Date</b> 03/08/2024	<b>Checked</b> JMM	<b>Drawn</b> JEH	<b>Drawing Number</b> <b>TD145.1</b>

1 2 3 4 5 6 7 8 9 10

A  
B  
C  
D  
E  
F

**KEYNOTES:**

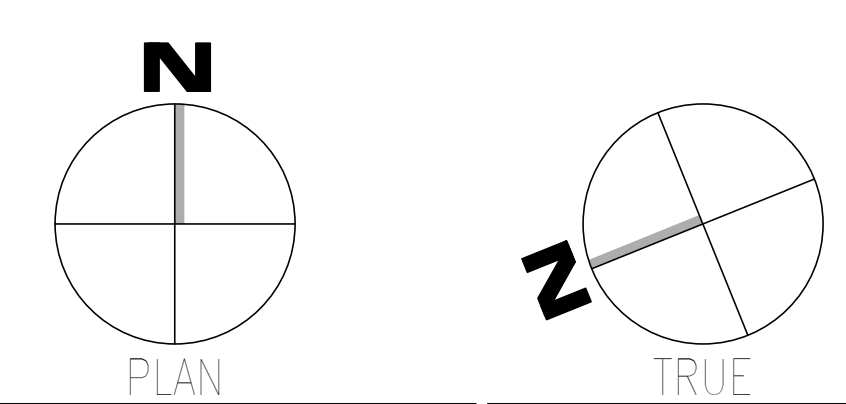
1. REMOVE ALL HORIZONTAL CABLING, FACEPLATES, JACKS, PATCH PANELS AND EQUIPMENT THROUGHOUT THIS LEVEL. CABLE SHALL BE REMOVED FROM END TO END TO INCLUDE ALL TERMINATIONS, EXISTING J-HOOK PATHWAYS, CONDUIT FOR WORK AREA OUTLET LOCATIONS, AND WORK AREA OUTLET BACK BOXES SHALL BE PROTECTED IN PLACE FOR RE-USE. NO ABANDONED CABLE SHALL BE LEFT IN PLACE. ALL EXISTING END USER EQUIPMENT CONNECTED TO EXISTING HORIZONTAL INFRASTRUCTURE (COMPUTERS, PHONES, WIRELESS ACCESS POINTS, ETC.) SHALL REMAIN IN PLACE AND BE CONNECTED TO NEW HORIZONTAL PERMANENT LINK AT THE TIME OF CUTOVER PRIOR TO DEMOLITION.

**GENERAL NOTES:**

- A. SEE SHEET TG001 FOR SYMBOLS LEGEND AND ADDITIONAL PROJECT NOTES.
- B. SEE SHEET TG003 & TN003 SERIES DRAWINGS FOR BACKBONE CABLING REQUIREMENTS TO EACH BUILDING.
- C. ALL EXISTING TELECOMMUNICATIONS INFRASTRUCTURE SHALL BE PROTECTED IN PLACE AND REMAIN ONLINE UNTIL THE NEW TELECOMMUNICATIONS INFRASTRUCTURE HAS BEEN INSTALLED, TESTED, AND CERTIFIED.
- D. REFER TO THE PHASING NARRATIVE FOR DETAILED INFORMATION CONCERNING THE TRANSITION FROM THE EXISTING TELECOMMUNICATIONS INFRASTRUCTURE TO THE NEW TELECOMMUNICATIONS INFRASTRUCTURE.



**F1** OVERALL DEMOLITION PLAN - LEVEL 01 - TELECOM  
SCALE: 1/8" = 1'-0"



Revisions:	Date:	<b>CONSULTANT</b> WileyWilson 127 Nationwide Drive Lynchburg, VA 24502 Phone: 434.947.1901 www.wileywilson.com	SPECIALIZED ENGINEERING SOLUTIONS Specialized Engineering Solutions 1300 Baxter Street, Suite 355 Charlotte, NC 28204	<b>ARCHITECT/ENGINEER OF RECORD</b> STAMP Atriax www.atriaxgroup.com Atriax, pllc 703 Main Avenue SW PO Box 1629, Hickory, NC 28603 Phone: 828.315.9962 Fax: 828.315.9964 NC Engineering License No.: P-0214 NC Architectural License No.: 51254	REGISTERED COMMUNICATIONS DISTRIBUTION DESIGNER Bicsi 03/08/24 RCD	Office of Construction and Facilities Management U.S. Department of Veterans Affairs	Drawing Title <b>BUILDING 146 - LEVEL 01 DEMO - TELECOM</b>	Phase <b>100% CONSTRUCTION DOCUMENTS</b>	Project Title <b>EHRM INFRASTRUCTURE UPGRADES</b>	Project Number <b>679-20-104</b>
							Approved: Chief Engineer	<b>FULLY SPRINKLERED</b>	Location <b>TUSCALOOSA VAMC, TUSCALOOSA, AL.</b>	Issue Date <b>03/08/2024</b>

1 2 3 4 5 6 7 8 9 10

1 2 3 4 5 6 7 8 9 10

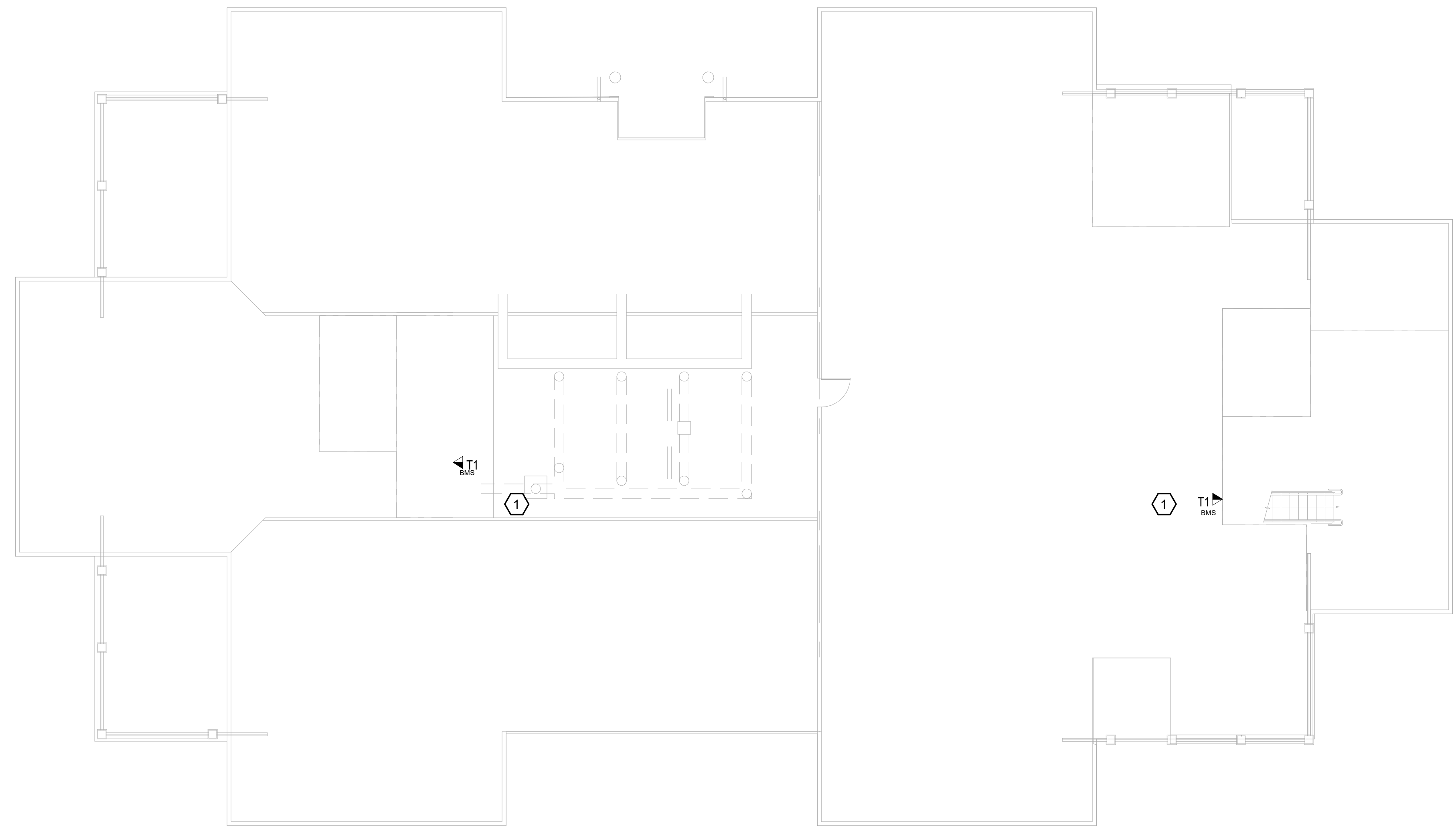
A  
B  
C  
D  
E  
F

**KEYNOTES:**

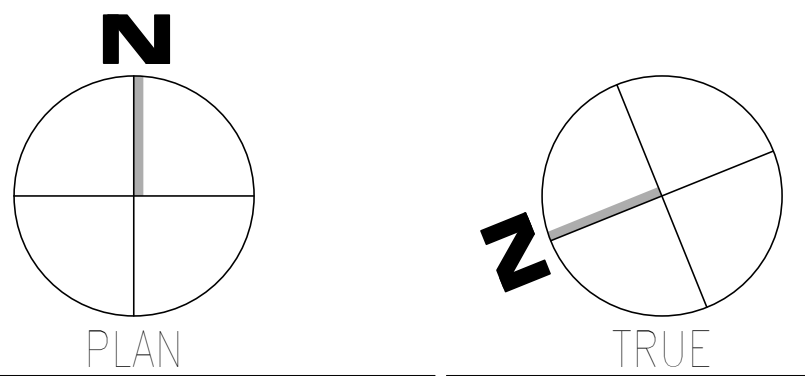
1. REMOVE ALL HORIZONTAL CABLING, FACEPLATES, JACKS, PATCH PANELS AND EQUIPMENT THROUGHOUT THIS LEVEL. CABLE SHALL BE REMOVED FROM END TO END TO INCLUDE ALL TERMINATIONS. EXISTING J-HOOK PATHWAYS, CONDUIT FOR WORK AREA OUTLET LOCATIONS, AND WORK AREA OUTLET BACK BOXES SHALL BE PROTECTED IN PLACE FOR RE-USE. NO ABANDONED CABLE SHALL BE LEFT IN PLACE. ALL EXISTING END USER EQUIPMENT CONNECTED TO EXISTING HORIZONTAL INFRASTRUCTURE (COMPUTERS, PHONES, WIRELESS ACCESS POINTS, ETC.) SHALL REMAIN IN PLACE AND BE CONNECTED TO NEW HORIZONTAL PERMANENT LINK AT THE TIME OF CUTOVER PRIOR TO DEMOLITION.

**GENERAL NOTES:**

- A. SEE SHEET TG001 FOR SYMBOLS LEGEND AND ADDITIONAL PROJECT NOTES.
- B. SEE SHEET TG003 & TN000 SERIES DRAWINGS FOR BACKBONE CABLING REQUIREMENTS TO EACH BUILDING.
- C. ALL EXISTING TELECOMMUNICATIONS INFRASTRUCTURE SHALL BE PROTECTED IN PLACE AND REMAIN ONLINE UNTIL THE NEW TELECOMMUNICATIONS INFRASTRUCTURE HAS BEEN INSTALLED, TESTED, AND CERTIFIED.
- D. REFER TO THE PHASING NARRATIVE FOR DETAILED INFORMATION CONCERNING THE TRANSITION FROM THE EXISTING TELECOMMUNICATIONS INFRASTRUCTURE TO THE NEW TELECOMMUNICATIONS INFRASTRUCTURE.



**F1** OVERALL DEMOLITION PLAN - ATTIC LEVEL - TELECOM  
SCALE: 1/8" = 1'-0"



<b>CONSULTANT</b>  WileyWilson 127 Nationwide Drive Lynchburg, VA 24502 Phone: 434.947.1901 www.wileywilson.com		<b>SPECIALIZED ENGINEERING SOLUTIONS</b>  Specialized Engineering Solutions 1300 Baxter Street, Suite 355 Charlotte, NC 28204		<b>ARCHITECT/ENGINEER OF RECORD</b>		<b>STAMP</b>  Atriax, pllc 703 Main Avenue SW PO Box 16229, Hickory, NC 28603 Phone: 828.315.9962 Fax: 828.315.9964 www.atriaxgroup.com NC Engineering License No.: P-0214 NC Architectural License No.: 51254		 Bicsi Registered Communications Distributor BICSI ID # 239554 Expires 03/31/25 RCD0 03/08/24		Office of Construction and Facilities Management U.S. Department of Veterans Affairs		Drawing Title <b>BUILDING 146 - ATTIC LEVEL DEMO - TELECOM</b>		Phase <b>100% CONSTRUCTION DOCUMENTS</b>		Project Title <b>EHRM INFRASTRUCTURE UPGRADES</b>		Project Number <b>679-20-104</b>	
Revisions:		Date:		Approved: Chief Engineer		Fully Sprinklered		Location <b>TUSCALOOSA VAMC, TUSCALOOSA, AL.</b>		Issue Date <b>03/08/2024</b>		Checked <b>JMM</b>		Drawn <b>JEH</b>		Building Number <b>146</b>			
																Drawing Number <b>TD146.A</b>			

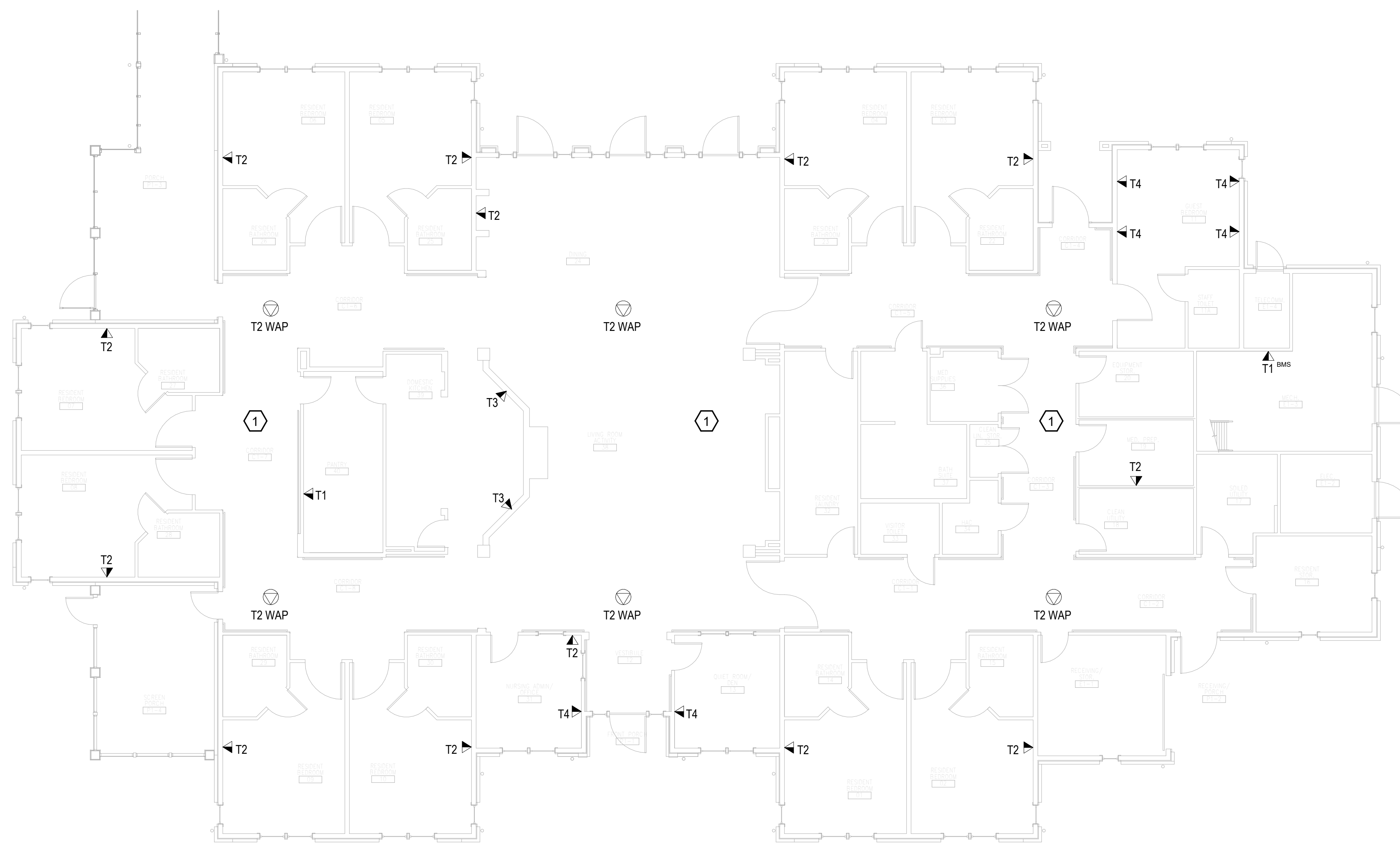
1 2 3 4 5 6 7 8 9 10

**KEYNOTES:**

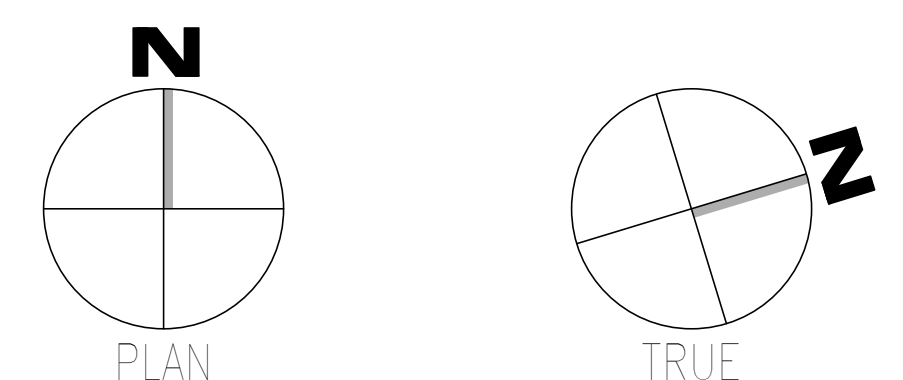
1. REMOVE ALL HORIZONTAL CABLING, FACEPLATES, JACKS, PATCH PANELS AND EQUIPMENT THROUGHOUT THIS LEVEL. CABLE SHALL BE REMOVED FROM END TO END TO INCLUDE ALL TERMINATIONS. EXISTING J-HOOK PATHWAYS, CONDUIT FOR WORK AREA OUTLET LOCATIONS, AND WORK AREA OUTLET BACK BOXES SHALL BE PROTECTED IN PLACE FOR RE-USE. NO ABANDONED CABLE SHALL BE LEFT IN PLACE. ALL EXISTING END USER EQUIPMENT CONNECTED TO EXISTING HORIZONTAL INFRASTRUCTURE (COMPUTERS, PHONES, WIRELESS ACCESS POINTS, ETC.) SHALL REMAIN IN PLACE AND BE CONNECTED TO NEW HORIZONTAL PERMANENT LINK AT THE TIME OF CUTOVER PRIOR TO DEMOLITION.

**GENERAL NOTES:**

- A. SEE SHEET TG001 FOR SYMBOLS LEGEND AND ADDITIONAL PROJECT NOTES.
- B. SEE SHEET TG003 & TN003 SERIES DRAWINGS FOR BACKBONE CABLING REQUIREMENTS TO EACH BUILDING.
- C. ALL EXISTING TELECOMMUNICATIONS INFRASTRUCTURE SHALL BE PROTECTED IN PLACE AND REMAIN ONLINE UNTIL THE NEW TELECOMMUNICATIONS INFRASTRUCTURE HAS BEEN INSTALLED, TESTED, AND CERTIFIED.
- D. REFER TO THE PHASING NARRATIVE FOR DETAILED INFORMATION CONCERNING THE TRANSITION FROM THE EXISTING TELECOMMUNICATIONS INFRASTRUCTURE TO THE NEW TELECOMMUNICATIONS INFRASTRUCTURE.



**F1** OVERALL DEMOLITION PLAN - LEVEL 01 - TELECOM  
 SCALE: 1/8" = 1'-0"



<b>CONSULTANT</b> WileyWilson 127 Nationwide Drive Lynchburg, VA 24502 Phone: 434.947.1901 www.wileywilson.com	<b>SPECIALIZED ENGINEERING SOLUTIONS</b> SPECIALIZED ENGINEERING SOLUTIONS Specialized Engineering Solutions 1300 Baxter Street, Suite 355 Charlotte, NC 28204	<b>ARCHITECT/ENGINEER OF RECORD</b> <b>Atriax</b> Atriax, pllc 703 Main Avenue SW PO Box 1629, Hickory, NC 28603 Phone: 828.315.9962 Fax: 828.315.9964 www.atriaxgroup.com NC Engineering License No.: P-0214 NC Architectural License No.: 51254	<b>STAMP</b> Bicsi Registered Communications Distributor BICSI REG # 239554 Expires 03/31/25 RCD 03/08/24	<b>Office of Construction and Facilities Management</b> U.S. Department of Veterans Affairs	<b>Drawing Title</b> <b>BUILDING 147 - LEVEL 01 DEMO - TELECOM</b>	<b>Phase</b> <b>100% CONSTRUCTION DOCUMENTS</b>	<b>Project Title</b> <b>EHRM INFRASTRUCTURE UPGRADES</b>	<b>Project Number</b> <b>679-20-104</b>
					<b>Approved: Chief Engineer</b>	<b>FULLY SPRINKLERED</b>	<b>Location</b> <b>TUSCALOOSA VAMC, TUSCALOOSA, AL.</b>	<b>Building Number</b> <b>147</b>
<b>Revisions:</b>	<b>Date:</b>	<b>Issue Date</b> 03/08/2024	<b>Checked</b> JMM	<b>Drawn</b> JEH	<b>Drawing Number</b> <b>TD147.1</b>			



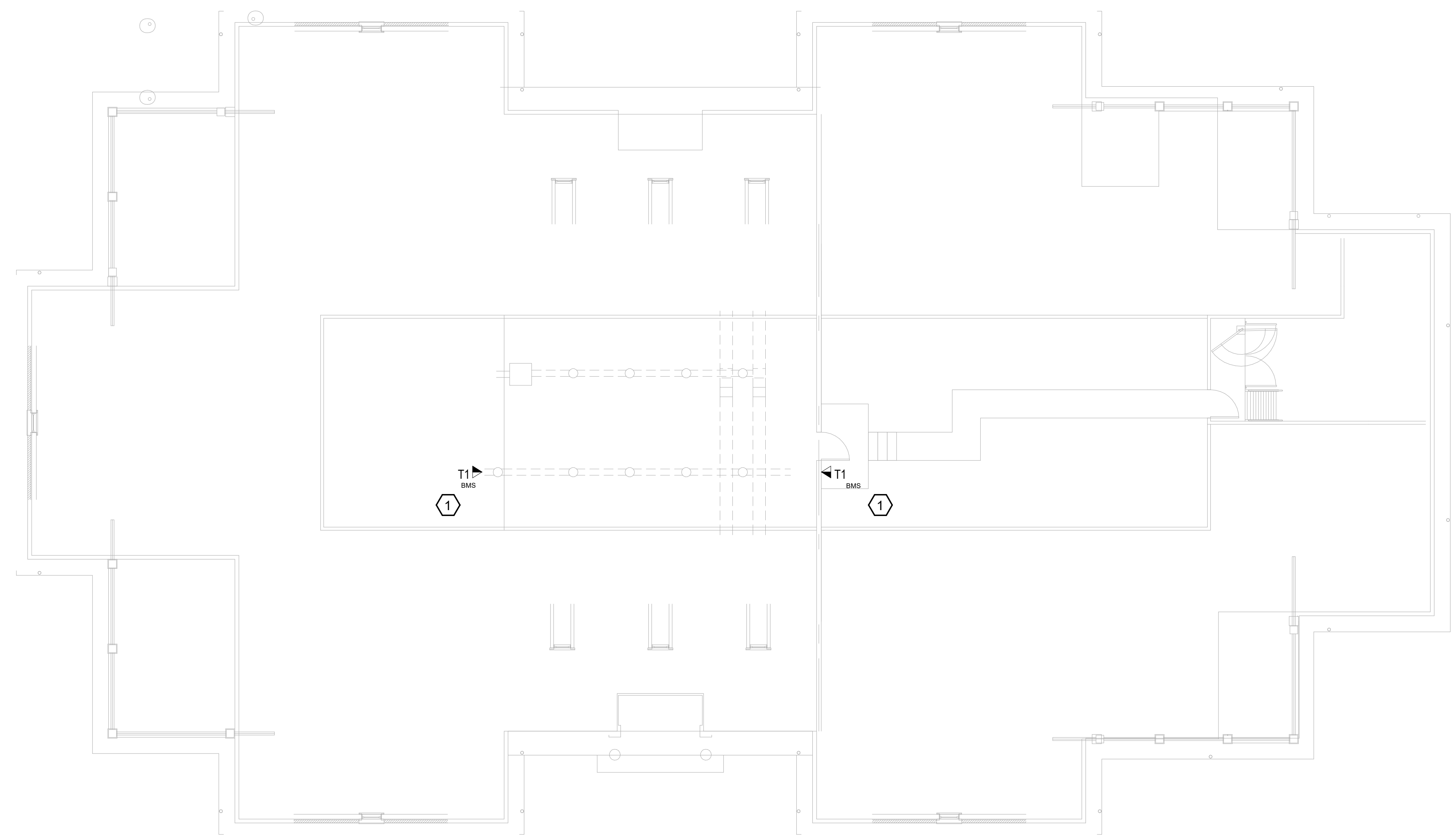
A  
B  
C  
D  
E  
F

**KEYNOTES:**

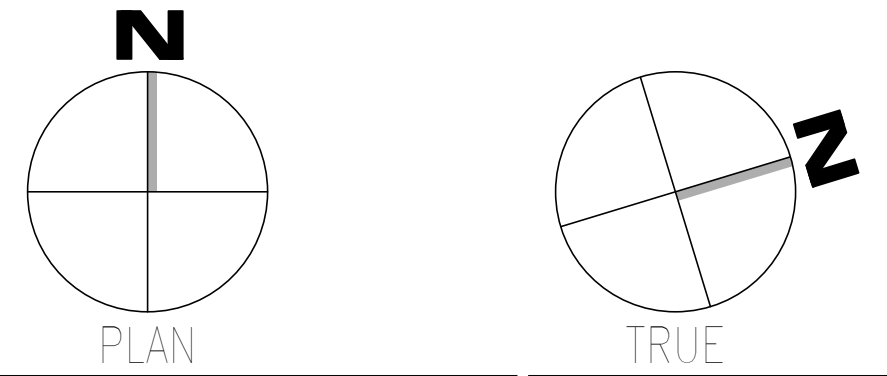
1. REMOVE ALL HORIZONTAL CABLING, FACEPLATES, JACKS, PATCH PANELS AND EQUIPMENT THROUGHOUT THIS LEVEL. CABLE SHALL BE REMOVED FROM END TO END TO INCLUDE ALL TERMINATIONS. EXISTING J-HOOK PATHWAYS, CONDUIT FOR WORK AREA OUTLET LOCATIONS, AND WORK AREA OUTLET BACK BOXES SHALL BE PROTECTED IN PLACE FOR RE-USE. NO ABANDONED CABLE SHALL BE LEFT IN PLACE. ALL EXISTING END USER EQUIPMENT CONNECTED TO EXISTING HORIZONTAL INFRASTRUCTURE (COMPUTERS, PHONES, WIRELESS ACCESS POINTS, ETC.) SHALL REMAIN IN PLACE AND BE CONNECTED TO NEW HORIZONTAL PERMANENT LINK AT THE TIME OF CUTOVER PRIOR TO DEMOLITION.

**GENERAL NOTES:**

- A. SEE SHEET TG001 FOR SYMBOLS LEGEND AND ADDITIONAL PROJECT NOTES.
- B. SEE SHEET TG003 & TN000 SERIES DRAWINGS FOR BACKBONE CABLING REQUIREMENTS TO EACH BUILDING.
- C. ALL EXISTING TELECOMMUNICATIONS INFRASTRUCTURE SHALL BE PROTECTED IN PLACE AND REMAIN ONLINE UNTIL THE NEW TELECOMMUNICATIONS INFRASTRUCTURE HAS BEEN INSTALLED, TESTED, AND CERTIFIED.
- D. REFER TO THE PHASING NARRATIVE FOR DETAILED INFORMATION CONCERNING THE TRANSITION FROM THE EXISTING TELECOMMUNICATIONS INFRASTRUCTURE TO THE NEW TELECOMMUNICATIONS INFRASTRUCTURE.



**F1** OVERALL DEMOLITION PLAN - ATTIC LEVEL - TELECOM  
SCALE: 1/8" = 1'-0"



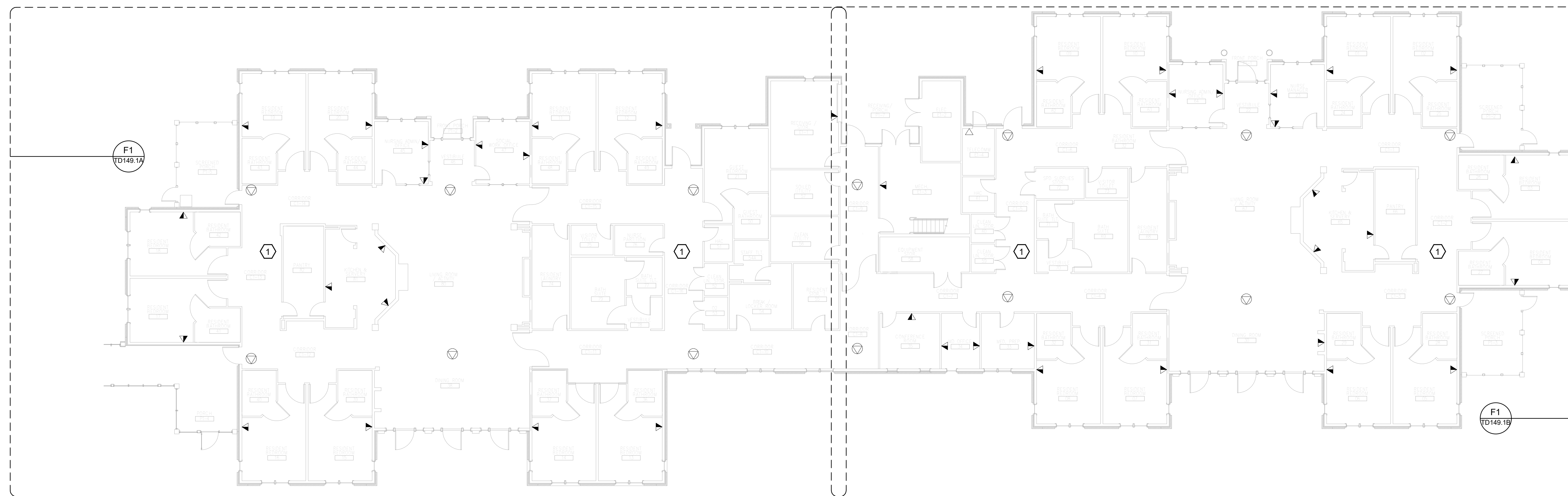
Revisions:	Date:	<b>CONSULTANT</b> WileyWilson 127 Nationwide Drive Lynchburg, VA 24502 Phone: 434.947.1901 www.wileywilson.com	SPECIALIZED ENGINEERING SOLUTIONS Specialized Engineering Solutions 1300 Baxter Street, Suite 355 Charlotte, NC 28204	<b>ARCHITECT/ENGINEER OF RECORD</b> STAMP Atriax GROUP www.atriaxgroup.com Atriax, pllc 703 Main Avenue SW PO Box 1629, Hickory, NC 28603 Phone: 828.315.9962 Fax: 828.315.9964 NC Engineering License No.: P-0214 NC Architectural License No.: 51254	REGISTERED COMMUNICATIONS DISTRIBUTION DESIGNER Bicsi 2024-2025 BICSI 107 # 239554 Expires 03/31/25 RCDD 03/08/24	<b>Office of Construction and Facilities Management</b> U.S. Department of Veterans Affairs	Drawing Title <b>BUILDING 147 - ATTIC LEVEL DEMO - TELECOM</b>	Phase <b>100% CONSTRUCTION DOCUMENTS</b>	Project Title <b>EHRM INFRASTRUCTURE UPGRADES</b>	Project Number <b>679-20-104</b>
							Approved: Chief Engineer	<b>FULLY SPRINKLERED</b>	Location <b>TUSCALOOSA VAMC, TUSCALOOSA, AL.</b>	Issue Date <b>03/08/2024</b>

#KEYNOTES:

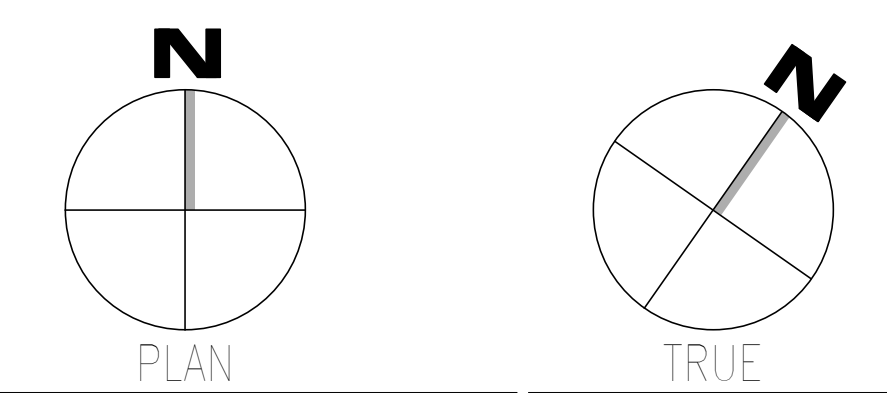
- 1. REMOVE ALL HORIZONTAL PATHWAYS, CONDUIT, CABLE TRAY, CABLING, OUTLET BOXES, FACEPLATES, JACKS, PATCH PANELS AND EQUIPMENT THROUGHOUT THIS LEVEL. CABLE SHALL BE REMOVED FROM END TO END TO INCLUDE ALL TERMINATIONS. NO ABANDONED CABLE SHALL BE LEFT IN PLACE. ALL EXISTING END USER EQUIPMENT CONNECTED TO EXISTING HORIZONTAL INFRASTRUCTURE (COMPUTERS, PHONES, WIRELESS ACCESS POINTS, ETC.) SHALL REMAIN IN PLACE AND BE CONNECTED TO NEW HORIZONTAL PERMANENT LINK AT THE TIME OF CUTOVER PRIOR TO DEMOLITION.

GENERAL NOTES:

- A. SEE SHEET TG001 FOR SYMBOLS LEGEND AND ADDITIONAL PROJECT NOTES.
- B. SEE SHEET TG003 & TN003 SERIES DRAWINGS FOR BACKBONE CABLING REQUIREMENTS TO EACH BUILDING.
- C. ALL EXISTING TELECOMMUNICATIONS INFRASTRUCTURE SHALL BE PROTECTED IN PLACE AND REMAIN ONLINE UNTIL THE NEW TELECOMMUNICATIONS INFRASTRUCTURE HAS BEEN INSTALLED, TESTED, AND CERTIFIED.
- D. REFER TO THE PHASING NARRATIVE FOR DETAILED INFORMATION CONCERNING THE TRANSITION FROM THE EXISTING TELECOMMUNICATIONS INFRASTRUCTURE TO THE NEW TELECOMMUNICATIONS INFRASTRUCTURE.



F1 OVERALL DEMOLITION PLAN - LEVEL 01 - TELECOM  
SCALE: 3/32" = 1'-0"



Revisions:	CONSULTANT		ARCHITECT/ENGINEER OF RECORD		STAMP	Office of Construction and Facilities Management	Drawing Title	Phase	Project Title	Project Number
	 WileyWilson 127 Nationwide Drive Lynchburg, VA 24502 Phone: 434.947.1901 www.wileywilson.com		 SPECIALIZED ENGINEERING SOLUTIONS Specialized Engineering Solutions 1300 Baxter Street, Suite 355 Charlotte, NC 28204				 Atriax, pllc 703 Main Avenue SW PO Box 1629, Hickory, NC 28603 Phone: 828.315.9962 Fax: 828.315.9964 www.atriaxgroup.com NC Engineering License No.: P-0214 NC Architectural License No.: 51254	 REGISTERED COMMUNICATIONS DISTRIBUTION DESIGNER Bicsi Joseph M. McNeil BICS11078239554 Expires 03/31/25 RCDD 03/08/24	BUILDING 149 - LEVEL 01 DEMO - TELECOM	100% CONSTRUCTION DOCUMENTS
Date:						U.S. Department of Veterans Affairs	Approved: Chief Engineer	FULLY SPRINKLERED	Location	Drawing Number
									TUSCALOOSA VAMC, TUSCALOOSA, AL.	TD149.1
								Issue Date	Checked	Drawn
								03/08/2024	JMM	JEH

1 2 3 4 5 6 7 8 9 10

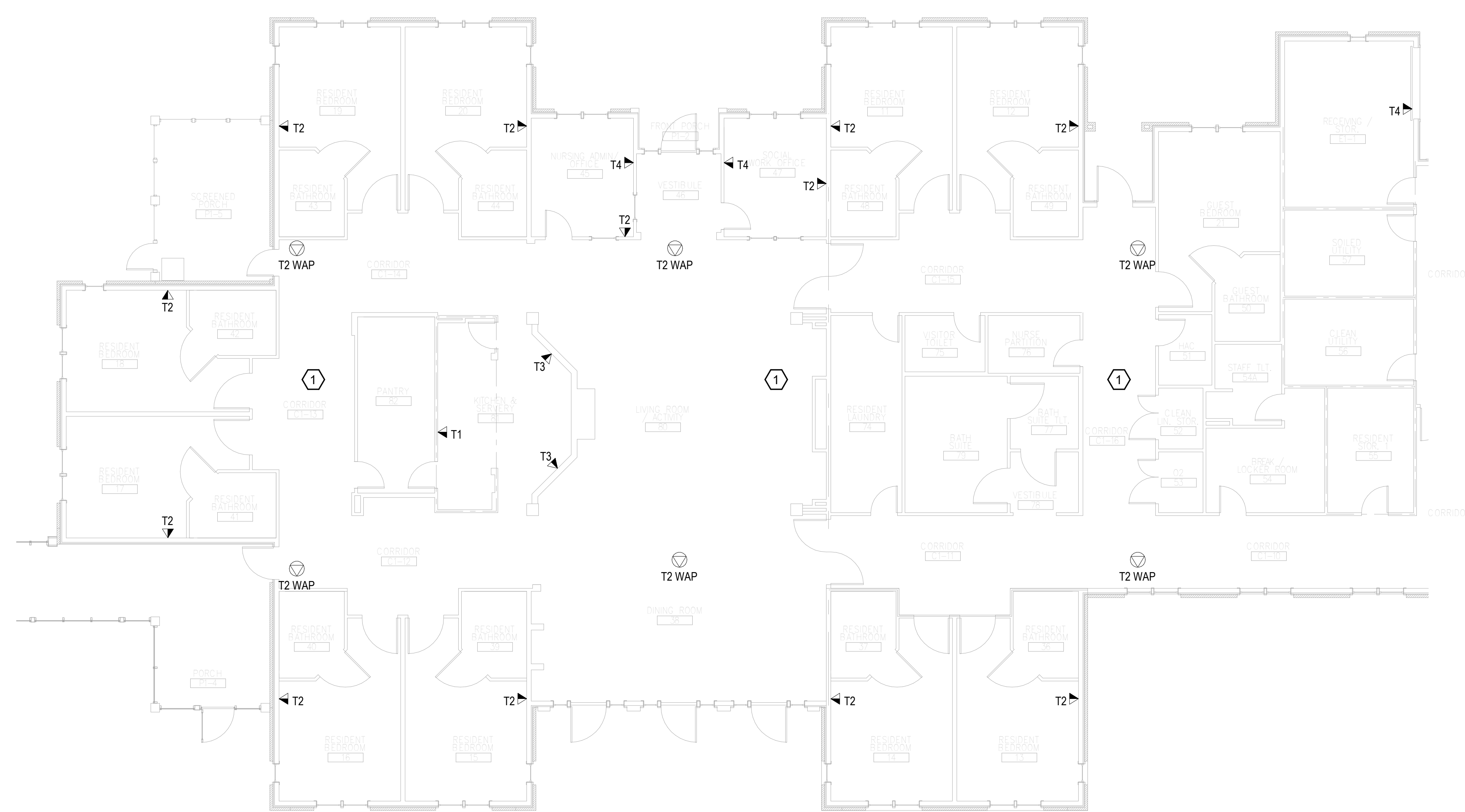
A B C D E F

#KEYNOTES:

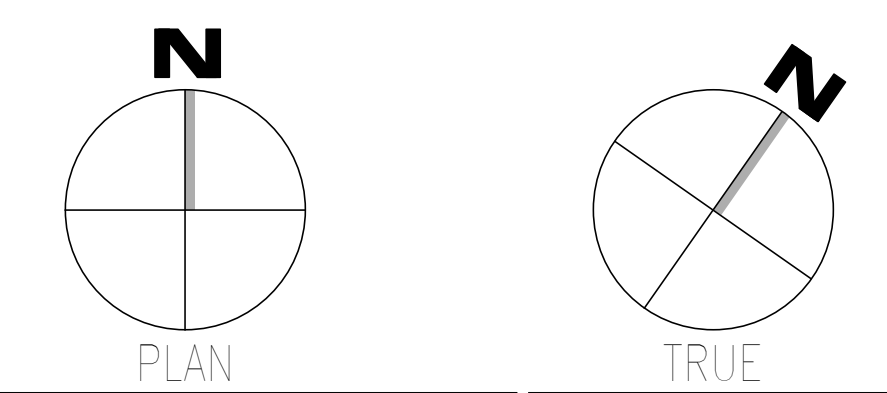
1. REMOVE ALL HORIZONTAL PATHWAYS, CONDUIT, CABLE TRAY, CABLING, OUTLET BOXES, FACEPLATES, JACKS, PATCH PANELS AND EQUIPMENT THROUGHOUT THIS LEVEL. CABLE SHALL BE REMOVED FROM END TO END TO INCLUDE ALL TERMINATIONS. NO ABANDONED CABLE SHALL BE LEFT IN PLACE. ALL EXISTING END USER EQUIPMENT CONNECTED TO EXISTING HORIZONTAL INFRASTRUCTURE (COMPUTERS, PHONES, WIRELESS ACCESS POINTS, ETC.) SHALL REMAIN IN PLACE AND BE CONNECTED TO NEW HORIZONTAL PERMANENT LINK AT THE TIME OF CUTOVER PRIOR TO DEMOLITION.

GENERAL NOTES:

- A. SEE SHEET TG001 FOR SYMBOLS LEGEND AND ADDITIONAL PROJECT NOTES.
- B. SEE SHEET TG003 & TN003 SERIES DRAWINGS FOR BACKBONE CABLING REQUIREMENTS TO EACH BUILDING.
- C. ALL EXISTING TELECOMMUNICATIONS INFRASTRUCTURE SHALL BE PROTECTED IN PLACE AND REMAIN ONLINE UNTIL THE NEW TELECOMMUNICATIONS INFRASTRUCTURE HAS BEEN INSTALLED, TESTED, AND CERTIFIED.
- D. REFER TO THE PHASING NARRATIVE FOR DETAILED INFORMATION CONCERNING THE TRANSITION FROM THE EXISTING TELECOMMUNICATIONS INFRASTRUCTURE TO THE NEW TELECOMMUNICATIONS INFRASTRUCTURE.



**F1** DEMOLITION PLAN - LEVEL 01 - TELECOM - AREA A  
SCALE: 1/8" = 1'-0"



Revisions:	Date:	<b>CONSULTANT</b>  WileyWilson 127 Nationwide Drive Lynchburg, VA 24502 Phone: 434.947.1901 www.wileywilson.com		<b>SPECIALIZED ENGINEERING SOLUTIONS</b>  Specialized Engineering Solutions 1300 Baxter Street, Suite 355 Charlotte, NC 28204		<b>ARCHITECT/ENGINEER OF RECORD</b>		<b>STAMP</b> 	<b>Office of Construction and Facilities Management</b>  U.S. Department of Veterans Affairs		Drawing Title <b>BUILDING 149 - LEVEL 01 DEMO - TELECOM - AREA A</b>		Phase <b>100% CONSTRUCTION DOCUMENTS</b>		Project Title <b>EHRM INFRASTRUCTURE UPGRADES</b>		Project Number <b>679-20-104</b>		
						<b>Atriax GROUP</b> Atriax, pllc 703 Main Avenue SW PO Box 1629, Hickory, NC 28603 Phone: 828.315.9962 Fax: 828.315.9964 www.atriaxgroup.com NC Engineering License No.: P-0214 NC Architectural License No.: 51254				Approved: Chief Engineer		<b>FULLY SPRINKLERED</b>		Location <b>TUSCALOOSA VAMC, TUSCALOOSA, AL.</b>		Building Number <b>149</b>			
												Issue Date <b>03/08/2024</b>		Checked <b>JMM</b>		Drawn <b>JEH</b>		Drawing Number <b>TD149.1A</b>	

1 2 3 4 5 6 7 8 9 10

1 2 3 4 5 6 7 8 9 10

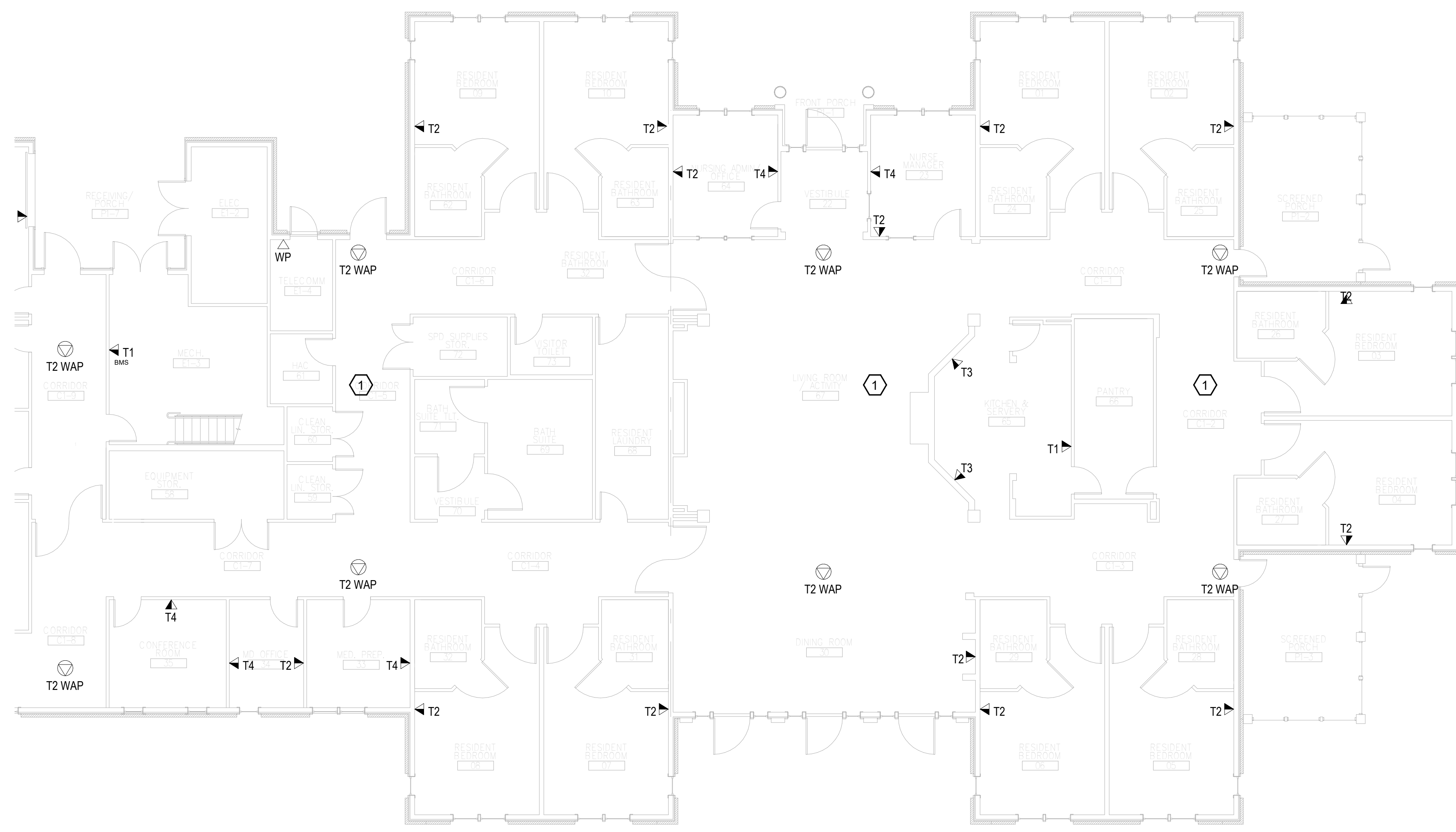
A  
B  
C  
D  
E  
F

**KEYNOTES:**

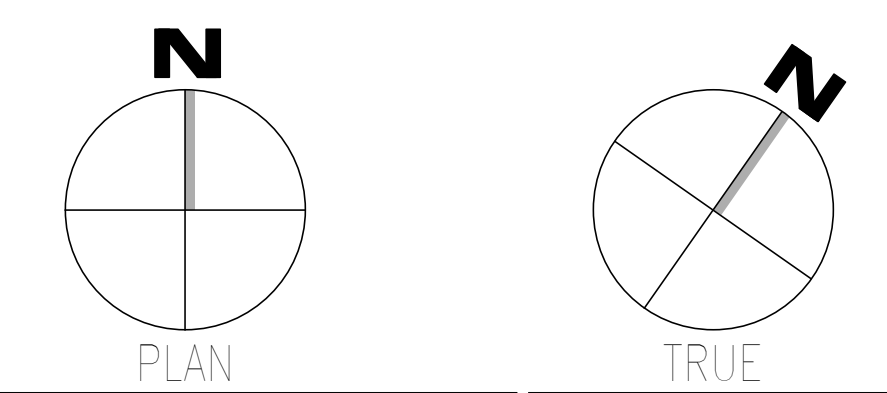
1. REMOVE ALL HORIZONTAL PATHWAYS, CONDUIT, CABLE TRAY, CABLING, OUTLET BOXES, FACEPLATES, JACKS, PATCH PANELS AND EQUIPMENT THROUGHOUT THIS LEVEL. CABLE SHALL BE REMOVED FROM END TO END TO INCLUDE ALL TERMINATIONS. NO ABANDONED CABLE SHALL BE LEFT IN PLACE. ALL EXISTING END USER EQUIPMENT CONNECTED TO EXISTING HORIZONTAL INFRASTRUCTURE (COMPUTERS, PHONES, WIRELESS ACCESS POINTS, ETC.) SHALL REMAIN IN PLACE AND BE CONNECTED TO NEW HORIZONTAL PERMANENT LINK AT THE TIME OF CUTOVER PRIOR TO DEMOLITION.

**GENERAL NOTES:**

- A. SEE SHEET TG001 FOR SYMBOLS LEGEND AND ADDITIONAL PROJECT NOTES.
- B. SEE SHEET TG003 & TN003 SERIES DRAWINGS FOR BACKBONE CABLING REQUIREMENTS TO EACH BUILDING.
- C. ALL EXISTING TELECOMMUNICATIONS INFRASTRUCTURE SHALL BE PROTECTED IN PLACE AND REMAIN ONLINE UNTIL THE NEW TELECOMMUNICATIONS INFRASTRUCTURE HAS BEEN INSTALLED, TESTED, AND CERTIFIED.
- D. REFER TO THE PHASING NARRATIVE FOR DETAILED INFORMATION CONCERNING THE TRANSITION FROM THE EXISTING TELECOMMUNICATIONS INFRASTRUCTURE TO THE NEW TELECOMMUNICATIONS INFRASTRUCTURE.



**F1** DEMOLITION PLAN - LEVEL 01 - TELECOM - AREA B  
SCALE: 1/8" = 1'-0"



<b>CONSULTANT</b>  WileyWilson 127 Nationwide Drive Lynchburg, VA 24502 Phone: 434.947.1901 www.wileywilson.com		<b>SPECIALIZED ENGINEERING SOLUTIONS</b>  Specialized Engineering Solutions 1300 Baxter Street, Suite 355 Charlotte, NC 28204		<b>ARCHITECT/ENGINEER OF RECORD</b>		<b>STAMP</b>  Bicsi Registered Communications Distributor BICSI 107 # 239554 Expires 03/31/25 RCD 03/08/24		Office of Construction and Facilities Management U.S. Department of Veterans Affairs		Drawing Title <b>BUILDING 149 - LEVEL 01 DEMO - TELECOM - AREA B</b>		Phase <b>100% CONSTRUCTION DOCUMENTS</b>		Project Title <b>EHRM INFRASTRUCTURE UPGRADES</b>		Project Number <b>679-20-104</b>			
Revisions:		Date:		www.atriaxgroup.com		Atriax, pllc 703 Main Avenue SW PO Box 1629, Hickory, NC 28603 Phone: 828.315.9962 Fax: 828.315.9964 NC Engineering License No.: P-0214 NC Architectural License No.: 51254		Approved: Chief Engineer		<b>FULLY SPRINKLERED</b>		Location <b>TUSCALOOSA VAMC, TUSCALOOSA, AL.</b>		Building Number <b>149</b>					
												Issue Date <b>03/08/2024</b>		Checked <b>JMM</b>		Drawn <b>JEH</b>		Drawing Number <b>TD149.1B</b>	

1 2 3 4 5 6 7 8 9 10

1 2 3 4 5 6 7 8 9 10

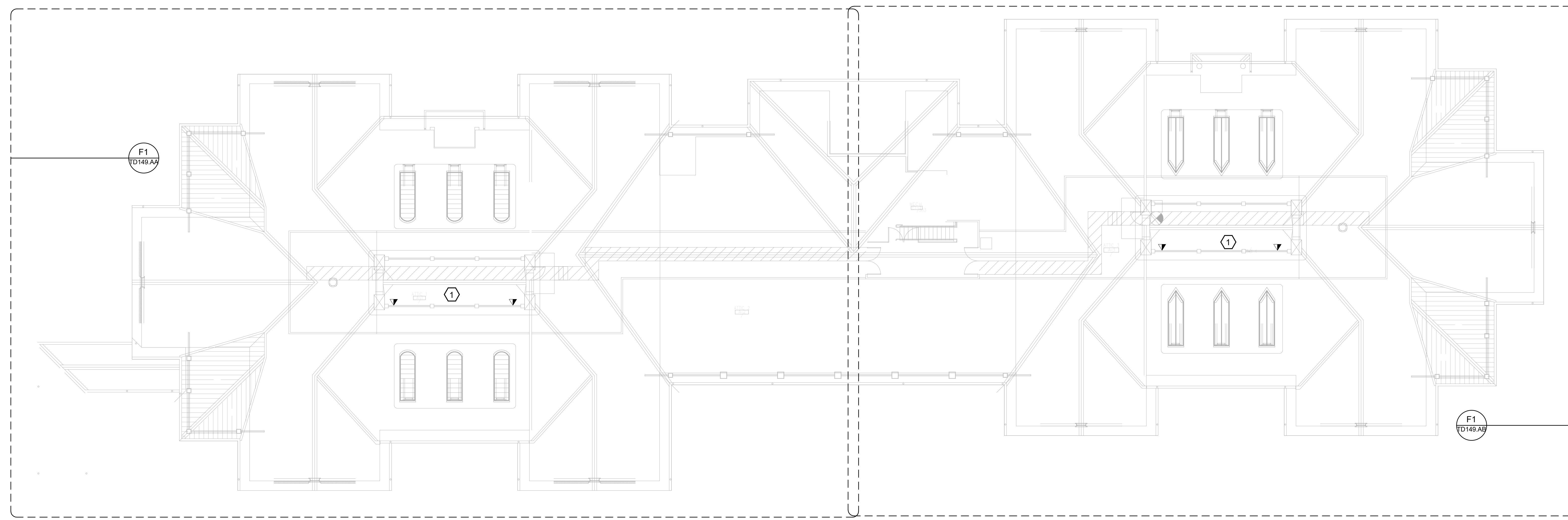
A  
B  
C  
D  
E  
F

**#KEYNOTES:**

1. REMOVE ALL HORIZONTAL PATHWAYS, CONDUIT, CABLE TRAY, CABLING, OUTLET BOXES, FACEPLATES, JACKS, PATCH PANELS AND EQUIPMENT THROUGHOUT THIS LEVEL. CABLE SHALL BE REMOVED FROM END TO END TO INCLUDE ALL TERMINATIONS. NO ABANDONED CABLE SHALL BE LEFT IN PLACE. ALL EXISTING END USER EQUIPMENT CONNECTED TO EXISTING HORIZONTAL INFRASTRUCTURE (COMPUTERS, PHONES, WIRELESS ACCESS POINTS, ETC.) SHALL REMAIN IN PLACE AND BE CONNECTED TO NEW HORIZONTAL PERMANENT LINK AT THE TIME OF CUTOVER PRIOR TO DEMOLITION.

**GENERAL NOTES:**

- A. SEE SHEET TG001 FOR SYMBOLS LEGEND AND ADDITIONAL PROJECT NOTES.
- B. SEE SHEET TG003 & TN003 SERIES DRAWINGS FOR BACKBONE CABLING REQUIREMENTS TO EACH BUILDING.
- C. ALL EXISTING TELECOMMUNICATIONS INFRASTRUCTURE SHALL BE PROTECTED IN PLACE AND REMAIN ONLINE UNTIL THE NEW TELECOMMUNICATIONS INFRASTRUCTURE HAS BEEN INSTALLED, TESTED, AND CERTIFIED.
- D. REFER TO THE PHASING NARRATIVE FOR DETAILED INFORMATION CONCERNING THE TRANSITION FROM THE EXISTING TELECOMMUNICATIONS INFRASTRUCTURE TO THE NEW TELECOMMUNICATIONS INFRASTRUCTURE.



**F1** OVERALL DEMOLITION PLAN - ATTIC LEVEL - TELECOM  
SCALE: 3/32" = 1'-0"

Revisions:	Date:	<b>CONSULTANT</b> WileyWilson 127 Nationwide Drive Lynchburg, VA 24502 Phone: 434.947.1901 www.wileywilson.com	<b>SPECIALIZED ENGINEERING SOLUTIONS</b> Specialized Engineering Solutions 1300 Baxter Street, Suite 355 Charlotte, NC 28204	<b>ARCHITECT/ENGINEER OF RECORD</b> STAMP <b>Atriax</b> GROUP www.atriaxgroup.com Atriax, pllc 703 Main Avenue SW PO Box 1629, Hickory, NC 28603 Phone: 828.315.9962 Fax: 828.315.9964 NC Engineering License No.: P-0214 NC Architectural License No.: 51254	<b>Bicsi</b> REGISTERED COMMUNICATIONS DISTRIBUTION DESIGNER 3004 J.M. McInnis Blvd. BICSI ID # 219654 Expires 03/31/25 RCD 03/08/24	<b>Office of Construction and Facilities Management</b> U.S. Department of Veterans Affairs	Drawing Title <b>BUILDING 149 - ATTIC LEVEL DEMO - TELECOM</b>	Phase <b>100% CONSTRUCTION DOCUMENTS</b>	Project Title <b>EHRM INFRASTRUCTURE UPGRADES</b>	Project Number <b>679-20-104</b>	
							Approved: Chief Engineer	<b>FULLY SPRINKLERED</b>	Location <b>TUSCALOOSA VAMC, TUSCALOOSA, AL.</b>	Building Number <b>149</b>	
								Issue Date <b>03/08/2024</b>	Checked <b>JMM</b>	Drawn <b>JEH</b>	Drawing Number <b>TD149.A</b>

1 2 3 4 5 6 7 8 9 10

1 2 3 4 5 6 7 8 9 10

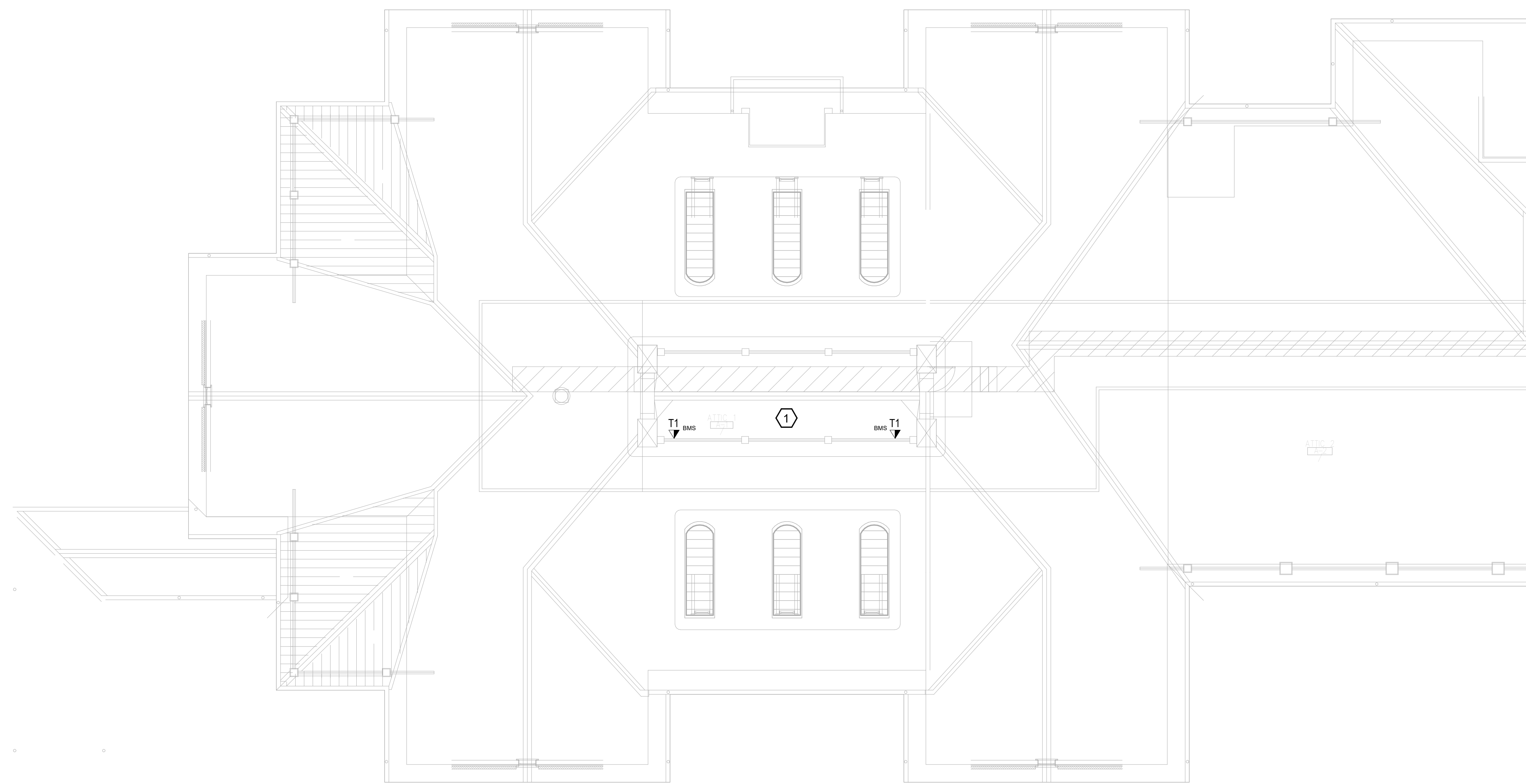
A  
B  
C  
D  
E  
F

#KEYNOTES:

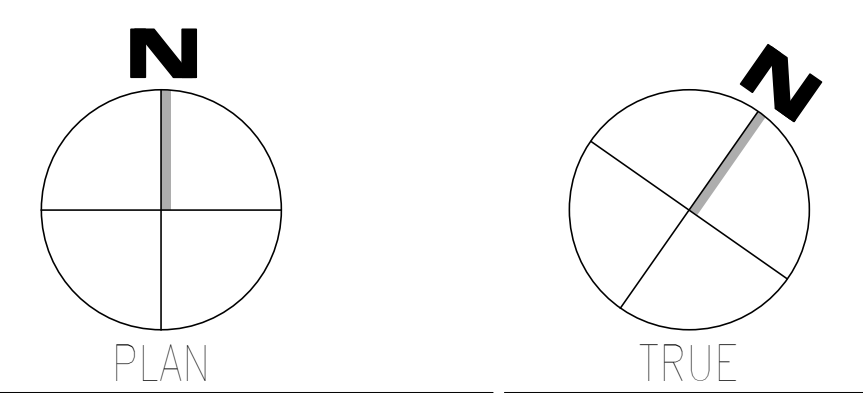
1. REMOVE ALL HORIZONTAL PATHWAYS, CONDUIT, CABLE TRAY, CABLING, OUTLET BOXES, FACEPLATES, JACKS, PATCH PANELS AND EQUIPMENT THROUGHOUT THIS LEVEL. CABLE SHALL BE REMOVED FROM END TO END TO INCLUDE ALL TERMINATIONS. NO ABANDONED CABLE SHALL BE LEFT IN PLACE. ALL EXISTING END USER EQUIPMENT CONNECTED TO EXISTING HORIZONTAL INFRASTRUCTURE (COMPUTERS, PHONES, WIRELESS ACCESS POINTS, ETC.) SHALL REMAIN IN PLACE AND BE CONNECTED TO NEW HORIZONTAL PERMANENT LINK AT THE TIME OF CUTOVER PRIOR TO DEMOLITION.

GENERAL NOTES:

- A. SEE SHEET TG001 FOR SYMBOLS LEGEND AND ADDITIONAL PROJECT NOTES.
- B. SEE SHEET TG003 & TN003 SERIES DRAWINGS FOR BACKBONE CABLING REQUIREMENTS TO EACH BUILDING.
- C. ALL EXISTING TELECOMMUNICATIONS INFRASTRUCTURE SHALL BE PROTECTED IN PLACE AND REMAIN ONLINE UNTIL THE NEW TELECOMMUNICATIONS INFRASTRUCTURE HAS BEEN INSTALLED, TESTED, AND CERTIFIED.
- D. REFER TO THE PHASING NARRATIVE FOR DETAILED INFORMATION CONCERNING THE TRANSITION FROM THE EXISTING TELECOMMUNICATIONS INFRASTRUCTURE TO THE NEW TELECOMMUNICATIONS INFRASTRUCTURE.



F1 DEMOLITION PLAN - ATTIC LEVEL - TELECOM - AREA A  
SCALE: 1/8" = 1'-0"



Revisions:	Date:	<b>CONSULTANT</b> WileyWilson 127 Nationwide Drive Lynchburg, VA 24502 Phone: 434.947.1901 www.wileywilson.com	SPECIALIZED ENGINEERING SOLUTIONS Specialized Engineering Solutions 1300 Baxter Street, Suite 355 Charlotte, NC 28204	<b>ARCHITECT/ENGINEER OF RECORD</b> Atriax GROUP www.atriaxgroup.com Atriax, pllc 703 Main Avenue SW PO Box 1629, Hickory, NC 28603 Phone: 828.315.9962 Fax: 828.315.9964 NC Engineering License No.: P-0214 NC Architectural License No.: 51254	REGISTERED COMMUNICATIONS DISTRIBUTION DESIGNER Bicsi Registered Professional Engineer BICSI ID # 219954 Expires 03/31/25 RCD0 03/08/24	<b>Office of Construction and Facilities Management</b> U.S. Department of Veterans Affairs	Drawing Title <b>BUILDING 149 - ATTIC LEVEL DEMO - TELECOM - AREA A</b>	Phase <b>100% CONSTRUCTION DOCUMENTS</b>	Project Title <b>EHRM INFRASTRUCTURE UPGRADES</b>	Project Number <b>679-20-104</b>	
							Approved: Chief Engineer	<b>FULLY SPRINKLERED</b>	Location <b>TUSCALOOSA VAMC, TUSCALOOSA, AL.</b>	Building Number <b>149</b>	
								Issue Date <b>03/08/2024</b>	Checked <b>JMM</b>	Drawn <b>JEH</b>	Drawing Number <b>TD149.AA</b>

1 2 3 4 5 6 7 8 9 10

1 2 3 4 5 6 7 8 9 10

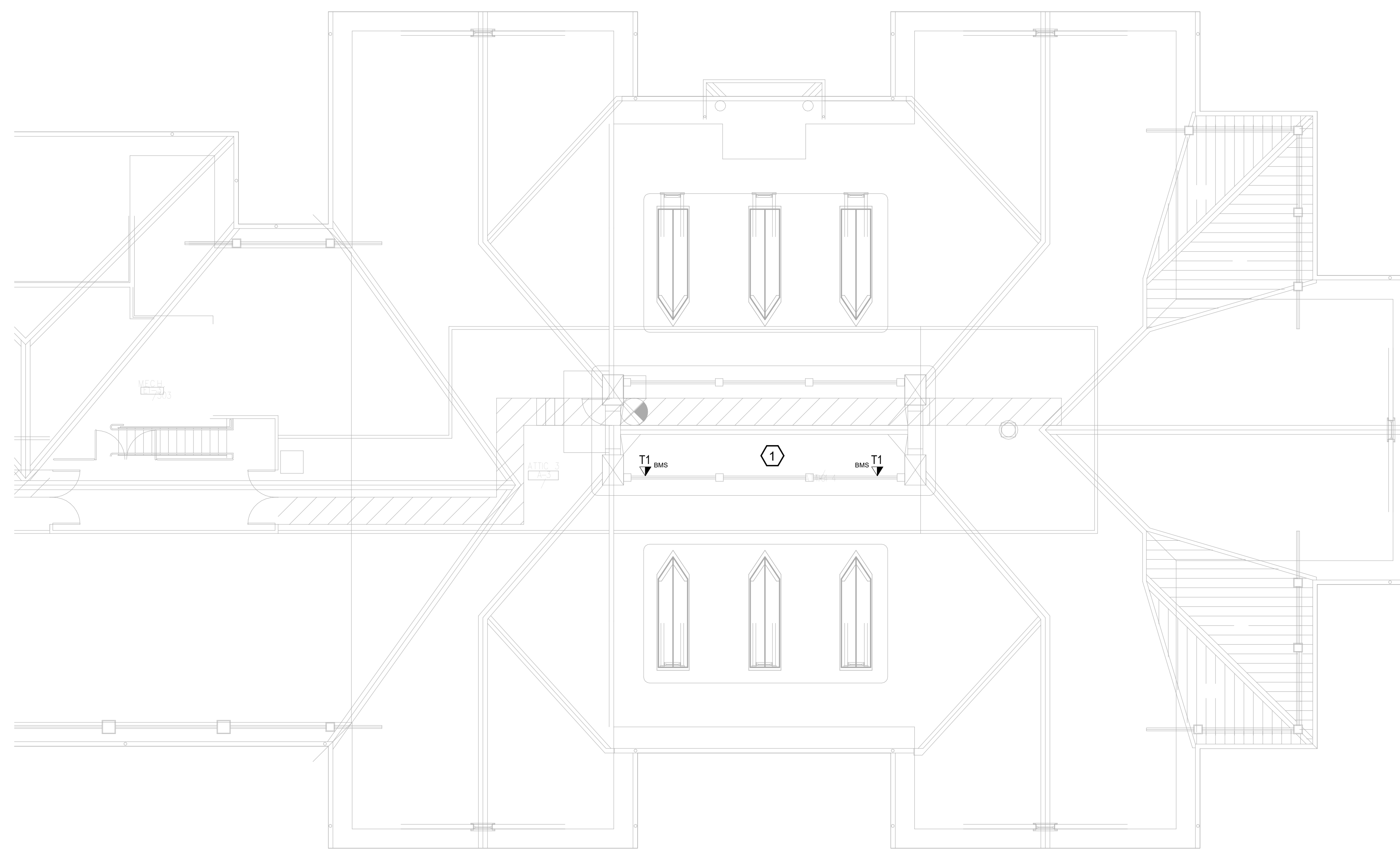
A  
B  
C  
D  
E  
F

**#KEYNOTES:**

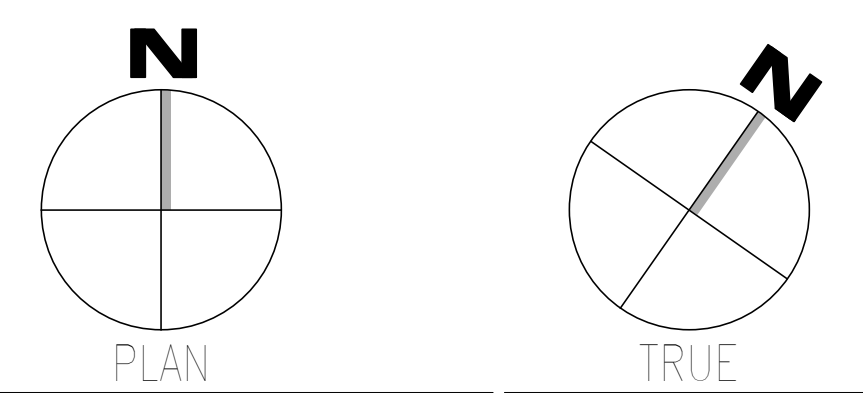
1. REMOVE ALL HORIZONTAL PATHWAYS, CONDUIT, CABLE TRAY, CABLING, OUTLET BOXES, FACEPLATES, JACKS, PATCH PANELS AND EQUIPMENT THROUGHOUT THIS LEVEL. CABLE SHALL BE REMOVED FROM END TO END TO INCLUDE ALL TERMINATIONS. NO ABANDONED CABLE SHALL BE LEFT IN PLACE. ALL EXISTING END USER EQUIPMENT CONNECTED TO EXISTING HORIZONTAL INFRASTRUCTURE (COMPUTERS, PHONES, WIRELESS ACCESS POINTS, ETC.) SHALL REMAIN IN PLACE AND BE CONNECTED TO NEW HORIZONTAL PERMANENT LINK AT THE TIME OF CUTOVER PRIOR TO DEMOLITION.

**GENERAL NOTES:**

- A. SEE SHEET TG001 FOR SYMBOLS LEGEND AND ADDITIONAL PROJECT NOTES.
- B. SEE SHEET TG003 & TN003 SERIES DRAWINGS FOR BACKBONE CABLING REQUIREMENTS TO EACH BUILDING.
- C. ALL EXISTING TELECOMMUNICATIONS INFRASTRUCTURE SHALL BE PROTECTED IN PLACE AND REMAIN ONLINE UNTIL THE NEW TELECOMMUNICATIONS INFRASTRUCTURE HAS BEEN INSTALLED, TESTED, AND CERTIFIED.
- D. REFER TO THE PHASING NARRATIVE FOR DETAILED INFORMATION CONCERNING THE TRANSITION FROM THE EXISTING TELECOMMUNICATIONS INFRASTRUCTURE TO THE NEW TELECOMMUNICATIONS INFRASTRUCTURE.



**F1** DEMOLITION PLAN - ATTIC LEVEL - TELECOM - AREA B  
SCALE: 1/8" = 1'-0"



Revisions:	Date:	<b>CONSULTANT</b>  WileyWilson 127 Nationwide Drive Lynchburg, VA 24502 Phone: 434.947.1901 www.wileywilson.com		<b>SPECIALIZED ENGINEERING SOLUTIONS</b>  Specialized Engineering Solutions 1300 Baxter Street, Suite 355 Charlotte, NC 28204		<b>ARCHITECT/ENGINEER OF RECORD</b>		<b>STAMP</b>  BICSI Registered Communications Distributor BICSI ID # 239954 Expires 03/31/25 RCDD 03/08/24	<b>Office of Construction and Facilities Management</b> U.S. Department of Veterans Affairs		Drawing Title <b>BUILDING 149 - ATTIC LEVEL DEMO - TELECOM - AREA B</b>		Phase <b>100% CONSTRUCTION DOCUMENTS</b>		Project Title <b>EHRM INFRASTRUCTURE UPGRADES</b>		Project Number <b>679-20-104</b>	
						Approved: Chief Engineer		<b>FULLY SPRINKLERED</b>		Location <b>TUSCALOOSA VAMC, TUSCALOOSA, AL.</b>		Building Number <b>149</b>		Drawing Number <b>TD149.AB</b>				
										Issue Date <b>03/08/2024</b>		Checked <b>JMM</b>		Drawn <b>JEH</b>				

1 2 3 4 5 6 7 8 9 10