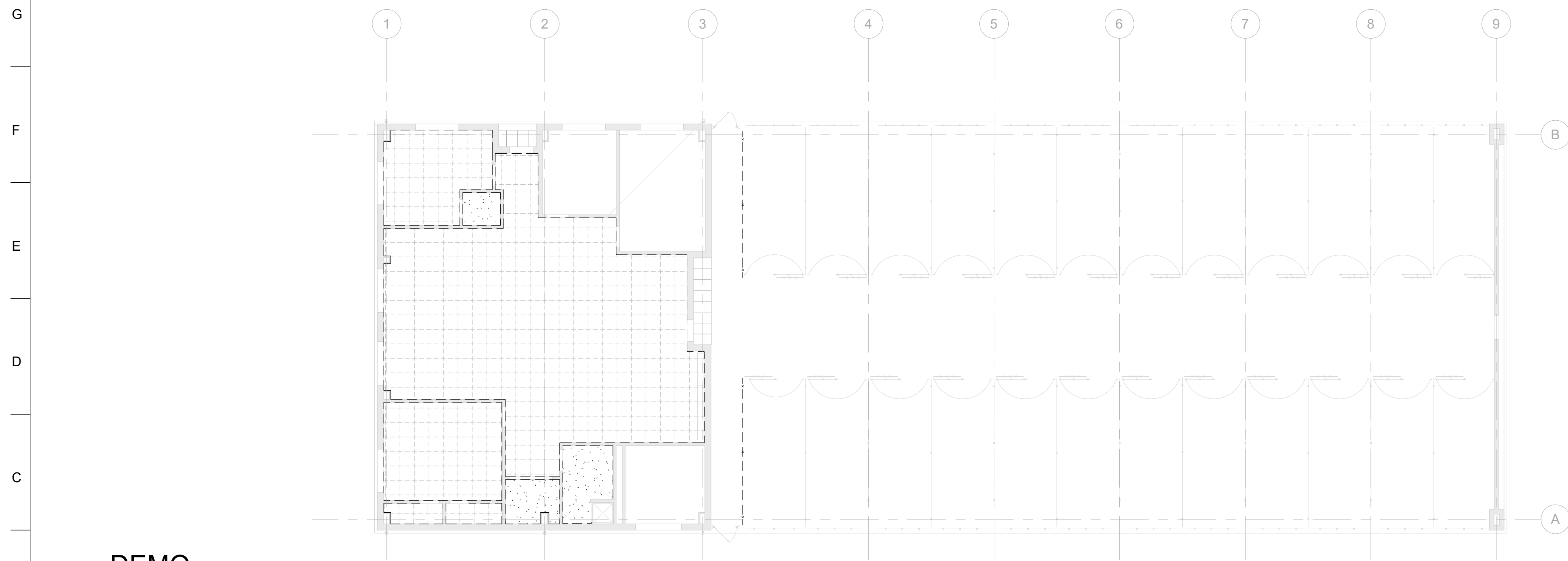
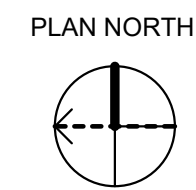
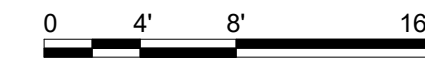


H1 DEMO FLOOR PLAN
3/32" = 1'-0"



B1 DEMO REFLECTED CEILING PLAN
3/32" = 1'-0"



SHEET NOTES

1. CONTRACTOR SHALL FIELD VERIFY ALL EXISTING CONDITIONS PRIOR TO DEMOLITION WORK
2. SEE STRUCTURAL AND MEP DRAWINGS FOR ADDITIONAL EXISTING DEMOLITION AND ALTERATION REQUIREMENTS.
3. ALL EXISTING WALLS, DOORS, AND WINDOWS TO REMAIN UNLESS NOTED OTHERWISE.
4. ALL EXISTING FLOOR FINISHES ARE TO REMAIN UNLESS NOTED OTHERWISE.
5. ALL EXISTING ACOUSTICAL CEILING TILES, GRIDS, AND GYPSUM BOARD CEILINGS TO BE REMOVED AND REPLACED AS INDICATED

DEMO CEILING SYMBOLS

- 2' X 2' ACT CEILING TO BE REMOVED
- GYP. BD. CEILING TO BE REMOVED

DEMO PLANS

FOR INFORMATION ONLY

FORT POLK, LOUISIANA
ANIMAL BUILDING
102842

File Path: File Path
2/17/2016 12:08:44 PM

CONCEPT, NOT FOR CONSTRUCTION

CONCEPT, NOT FOR CONSTRUCTION

SHEET NOTES

1. CONTRACTOR SHALL FIELD VERIFY ALL EXISTING CONDITIONS PRIOR TO DEMOLITION WORK
2. SEE STRUCTURAL AND MEP DRAWINGS FOR ADDITIONAL EXISTING DEMOLITION AND ALTERATION REQUIREMENTS.
3. ALL EXISTING WALLS, DOORS, AND WINDOWS TO REMAIN UNLESS NOTED OTHERWISE.
4. ALL EXISTING FLOOR FINISHES ARE TO REMAIN UNLESS NOTED OTHERWISE.
5. ALL EXISTING ACOUSTICAL CEILING TILES, GRIDS, AND GYPSUM BOARD CEILINGS TO BE REMOVED AND REPLACED AS INDICATED

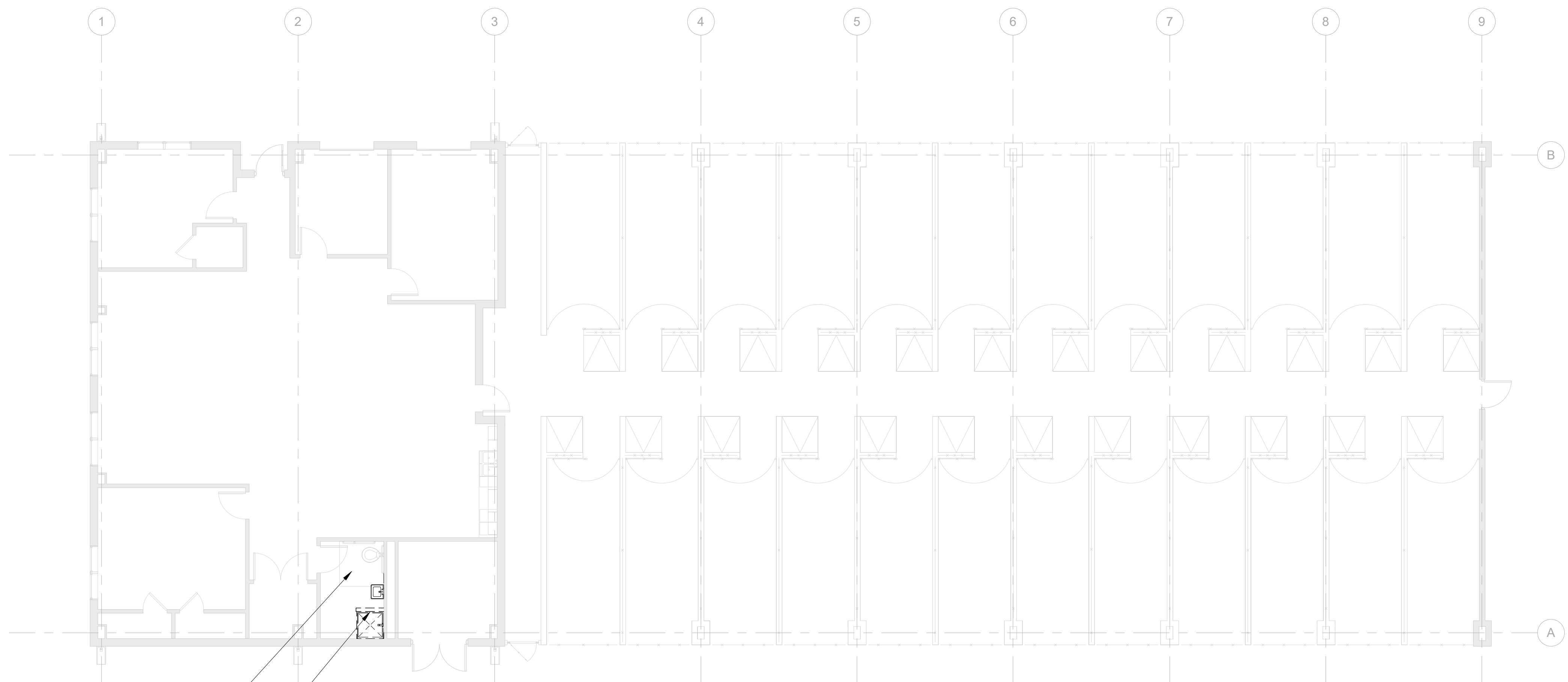
DEMO PLANS - BID OPTION 2

FOR INFORMATION ONLY

File Path: File Path: 2/17/2016 12:08:44 PM File Path:

FORT POLK, LOUISIANA
ANIMAL BUILDING
102842

CONCEPT, NOT FOR CONSTRUCTION



REMOVE ALL EXISTING FLOOR AND WALL FINISHES IN CHANGING ROOM

REMOVE EXISTING WALL, SHOWER AND SINK

B1 DEMO FLOOR PLAN - BID OPTION 2

1/8" = 1'-0"



CONCEPT, NOT FOR CONSTRUCTION

SHEET NOTES

FLOOR PLAN

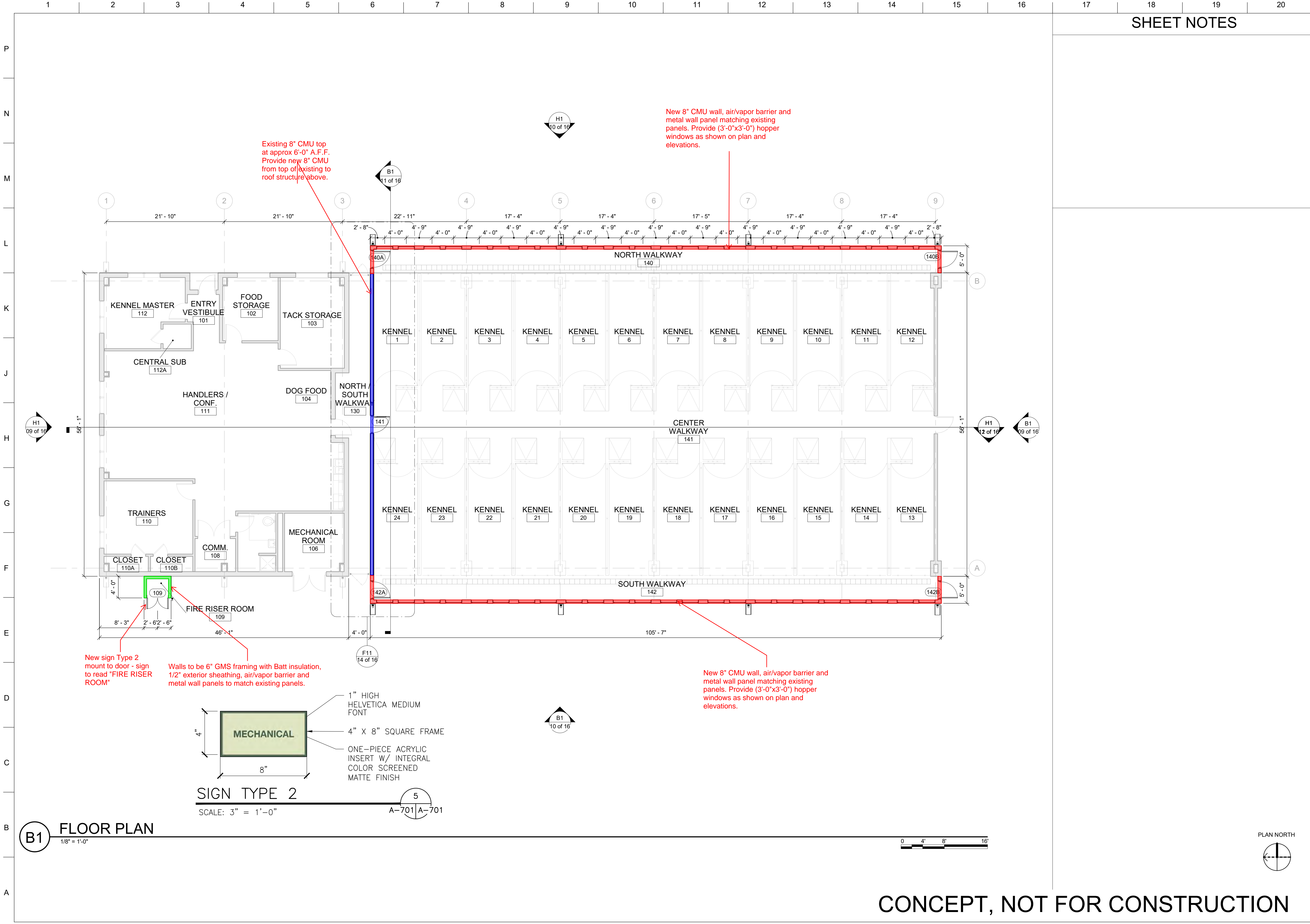
FOR INFORMATION ONLY

FORT POLK, LOUISIANA
ANIMAL BUILDING
102842

Plot Date: 2/17/2016 12:09:44 PM File Path: F:\P\Pin

CONCEPT, NOT FOR CONSTRUCTION

CONCEPT, NOT FOR CONSTRUCTION



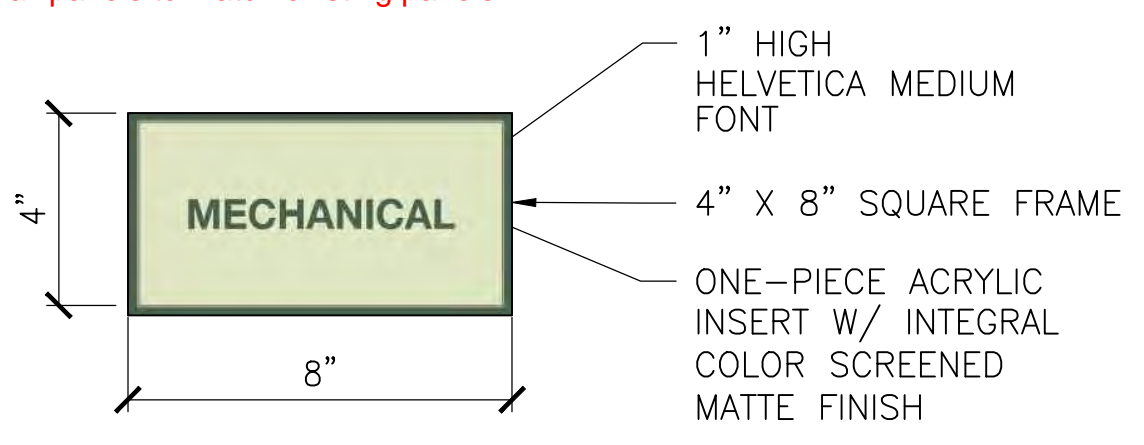
Existing 8" CMU top at approx 6'-0" A.F.F. Provide new 8" CMU from top of existing to roof structure above.

New 8" CMU wall, air/vapor barrier and metal wall panel matching existing panels. Provide (3'-0"x3'-0") hopper windows as shown on plan and elevations.

New sign Type 2 mount to door - sign to read "FIRE RISER ROOM"

Walls to be 6" GMS framing with Batt insulation, 1/2" exterior sheathing, air/vapor barrier and metal wall panels to match existing panels.

New 8" CMU wall, air/vapor barrier and metal wall panel matching existing panels. Provide (3'-0"x3'-0") hopper windows as shown on plan and elevations.

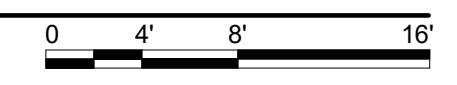


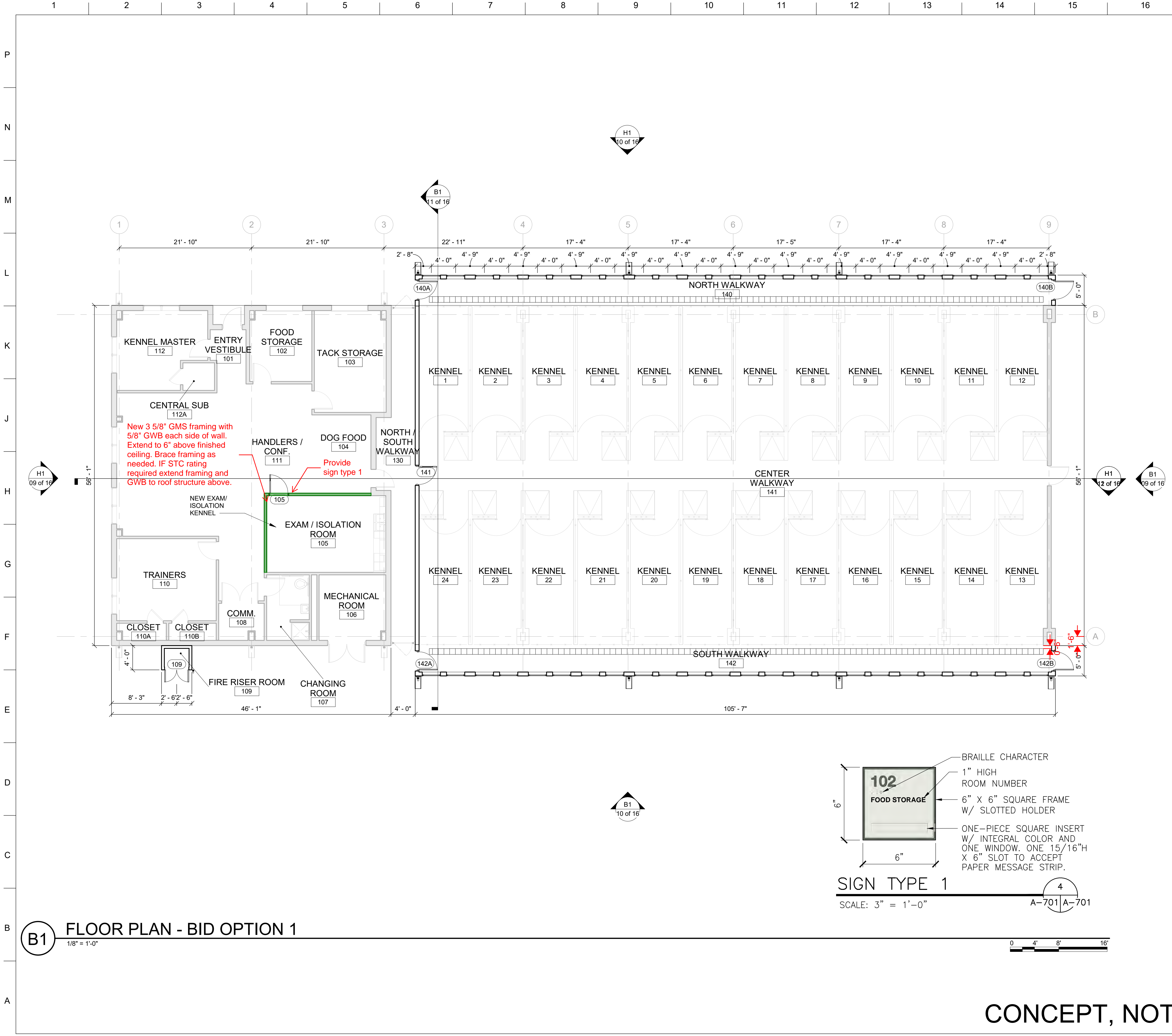
SIGN TYPE 2

SCALE: 3" = 1'-0"

5
A-701 A-701

B1 FLOOR PLAN
1/8" = 1'-0"





SHEET NOTES

FLOOR PLAN - BID OPTION 1

FOR INFORMATION ONLY

FORT POLK, LOUISIANA
ANIMAL BUILDING
102842

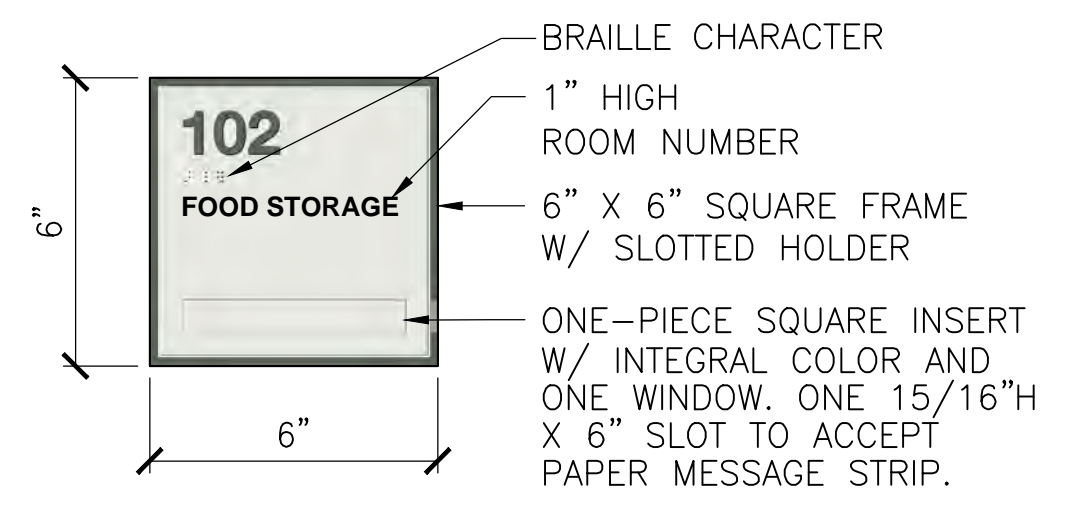
File Path: File Path:
File Date: 2/17/2016 12:09:44 PM

CONCEPT, NOT FOR CONSTRUCTION

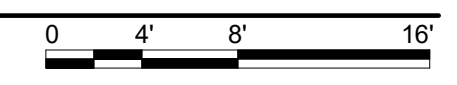
PAGE
04 of
16

New 3 5/8" GMS framing with 5/8" GWB each side of wall. Extend to 6" above finished ceiling. Brace framing as needed. IF STC rating required extend framing and GWB to roof structure above.

Provide sign type 1

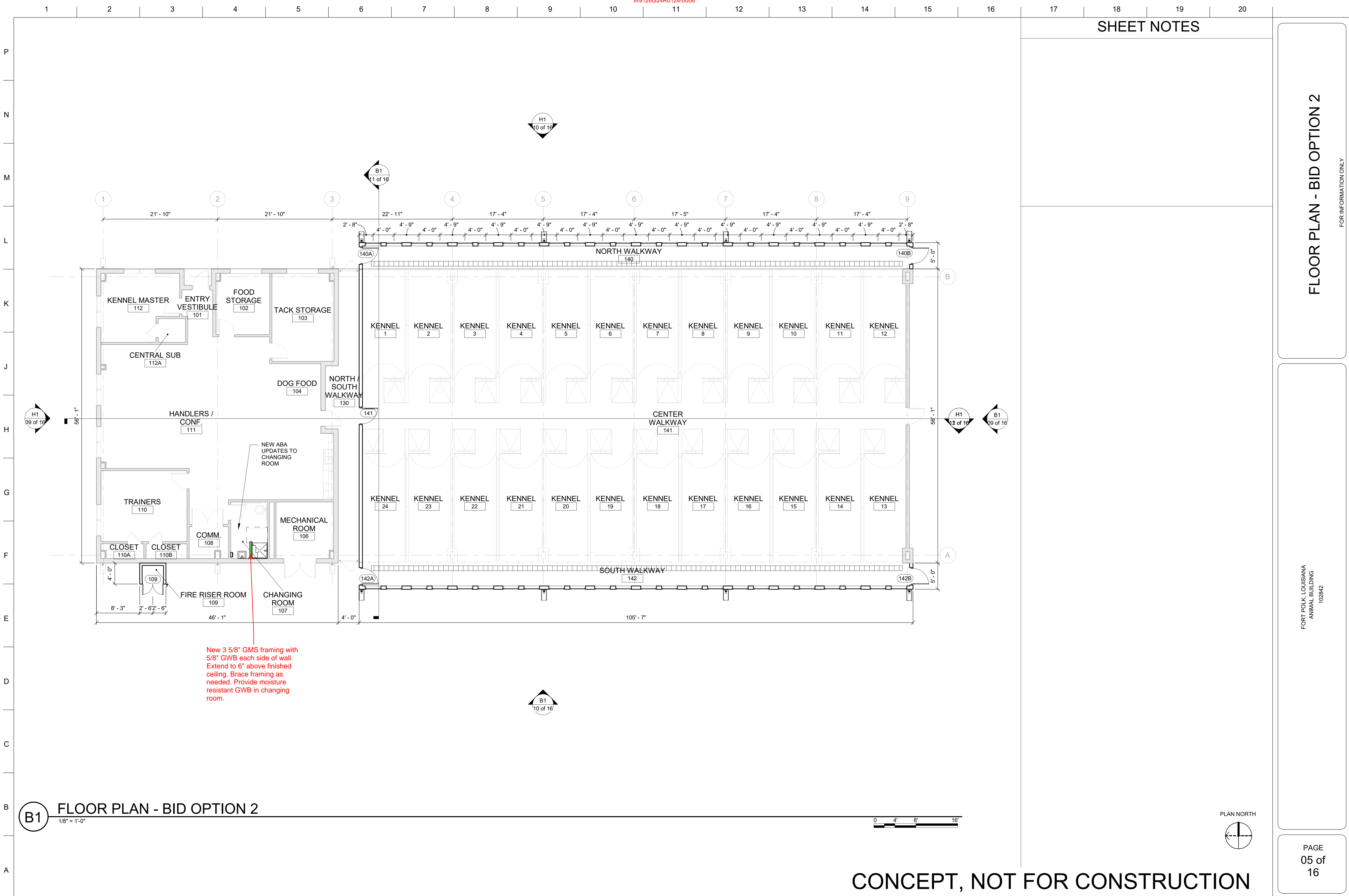


SIGN TYPE 1
SCALE: 3" = 1'-0"



B1 FLOOR PLAN - BID OPTION 1
1/8" = 1'-0"

CONCEPT, NOT FOR CONSTRUCTION



New 3 5/8" GMS framing with 5/8" GWB each side of wall. Extend to 6" above finished ceiling. Brace framing as needed. Provide moisture resistant GWB in changing room.

SHEET NOTES

FLOOR PLAN - BID OPTION 2

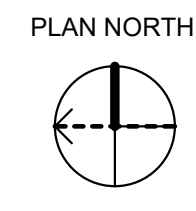
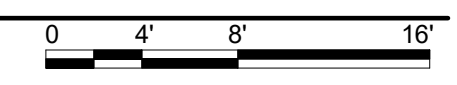
FOR INFORMATION ONLY

File Path: File Path: 2/17/2016 12:09:44 PM

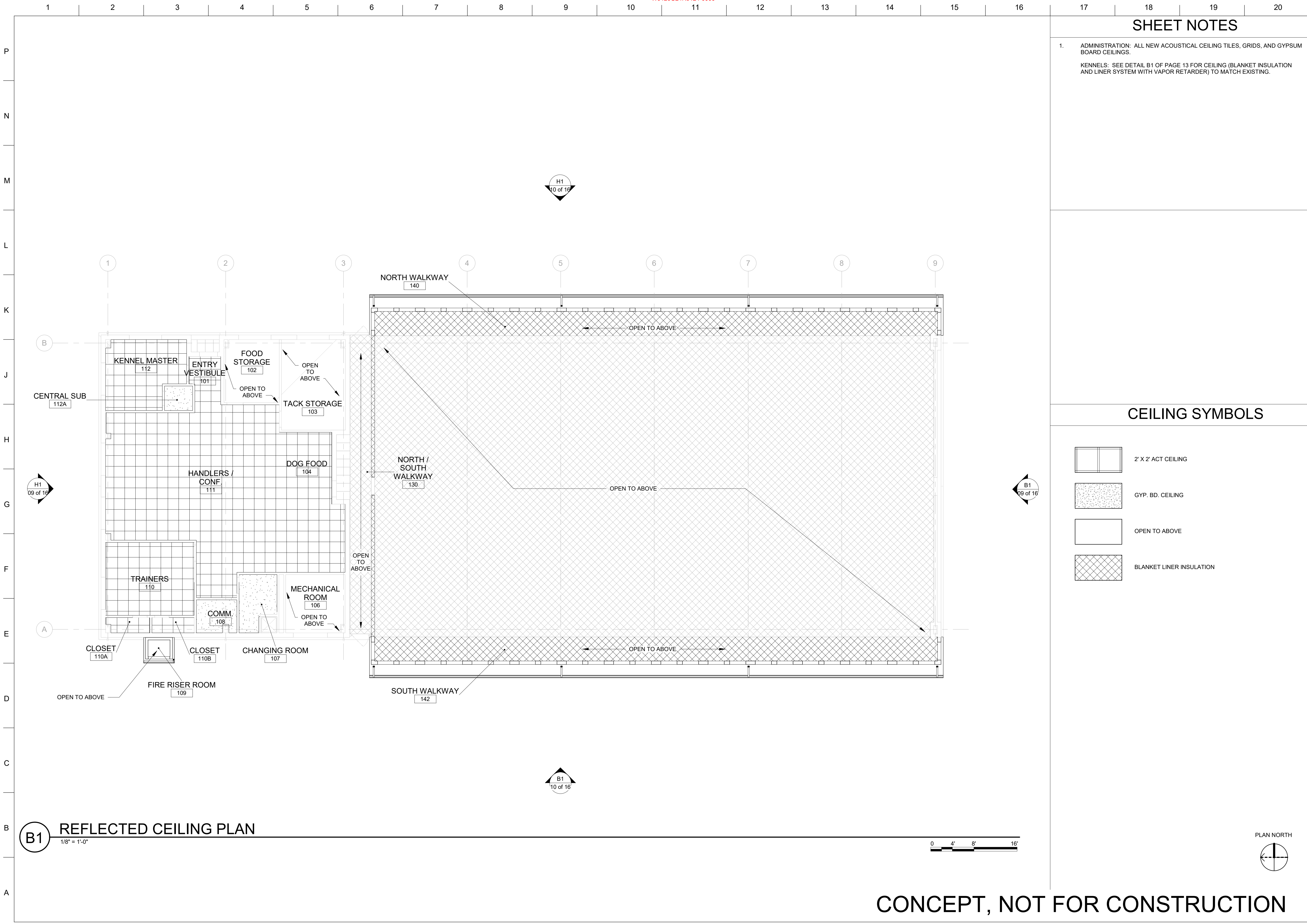
FORT POLK, LOUISIANA
ANIMAL BUILDING
102842

CONCEPT, NOT FOR CONSTRUCTION

B1 FLOOR PLAN - BID OPTION 2
1/8" = 1'-0"



CONCEPT, NOT FOR CONSTRUCTION



SHEET NOTES

- ADMINISTRATION: ALL NEW ACOUSTICAL CEILING TILES, GRIDS, AND GYPSUM BOARD CEILINGS.
KENNELS: SEE DETAIL B1 OF PAGE 13 FOR CEILING (BLANKET INSULATION AND LINER SYSTEM WITH VAPOR RETARDER) TO MATCH EXISTING.

REFLECTED CEILING PLAN

FOR INFORMATION ONLY

File Path:

File Path:

File Path:

File Path:

File Path:

File Path:

File Path:

File Path:

File Path:

File Path:

File Path:

File Path:

File Path:

File Path:

File Path:

File Path:

File Path:

File Path:

File Path:

File Path:

File Path:

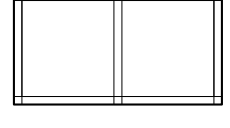


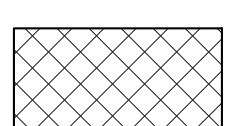
File Path:

File Path:

File Path:

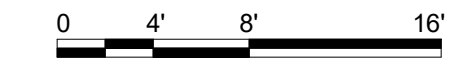
File Path:

CEILING SYMBOLS

-  2' X 2' ACT CEILING
-  GYP. BD. CEILING
-  OPEN TO ABOVE
-  BLANKET LINER INSULATION

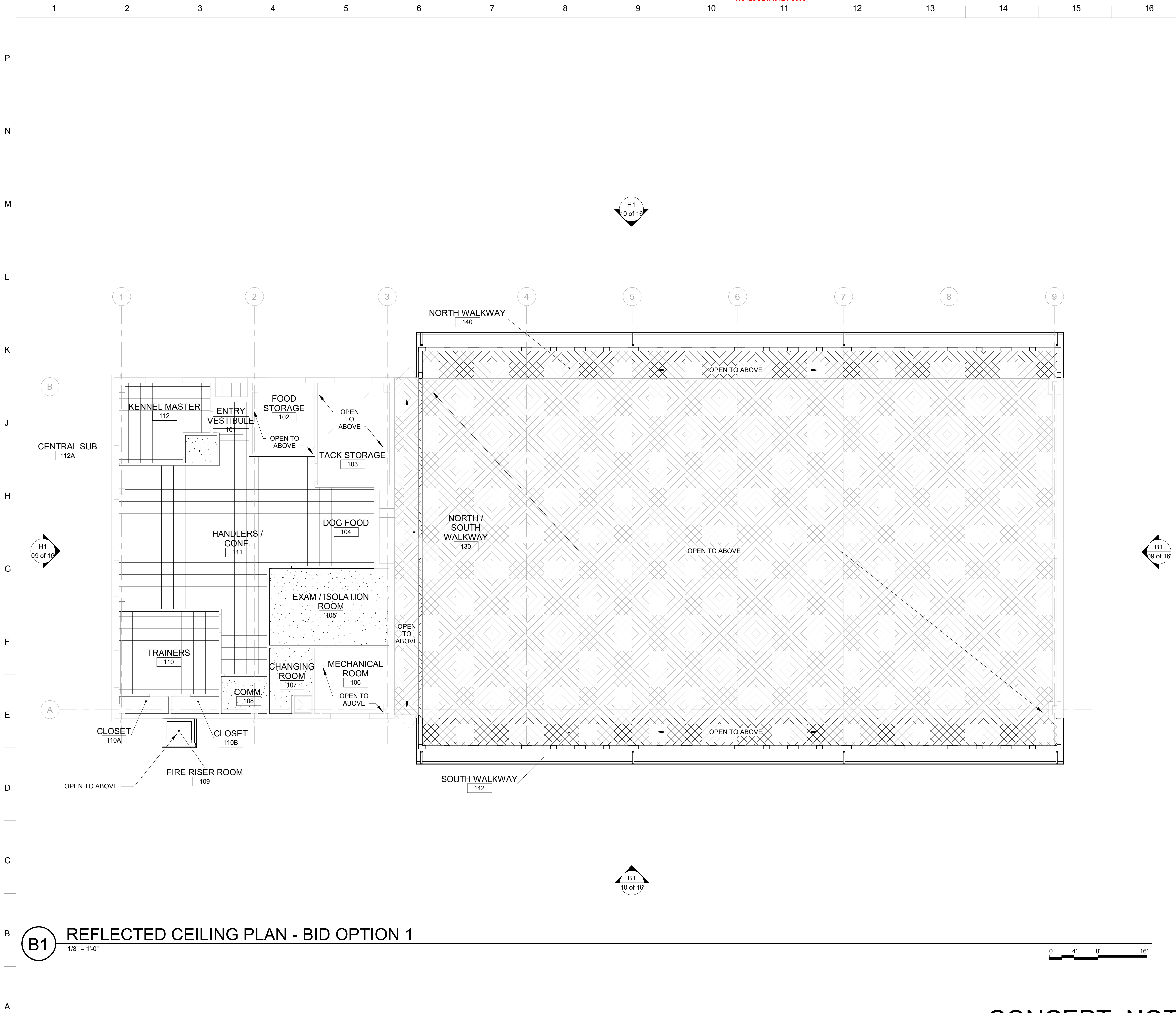
FORT POLK, LOUISIANA
ANIMAL BUILDING
102842

B1 REFLECTED CEILING PLAN
1/8" = 1'-0"



CONCEPT, NOT FOR CONSTRUCTION

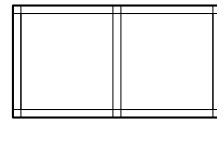


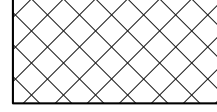
CONCEPT, NOT FOR CONSTRUCTION



SHEET NOTES

- ADMINISTRATION: ALL NEW ACOUSTICAL CEILING TILES, GRIDS, AND GYPSUM BOARD CEILINGS.
KENNELS: SEE DETAIL B1 OF PAGE 13 FOR CEILING (BLANKET INSULATION AND LINER SYSTEM WITH VAPOR RETARDER) TO MATCH EXISTING.

CEILING SYMBOLS

-  2' X 2' ACT CEILING
-  GYP. BD. CEILING
-  OPEN TO ABOVE
-  BLANKET LINER INSULATION

REFLECTED CEILING PLAN - BID OPTION 1

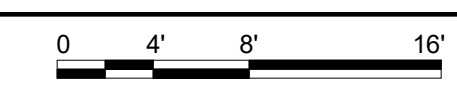
FOR INFORMATION ONLY

FORT POLK, LOUISIANA
ANIMAL BUILDING
102842

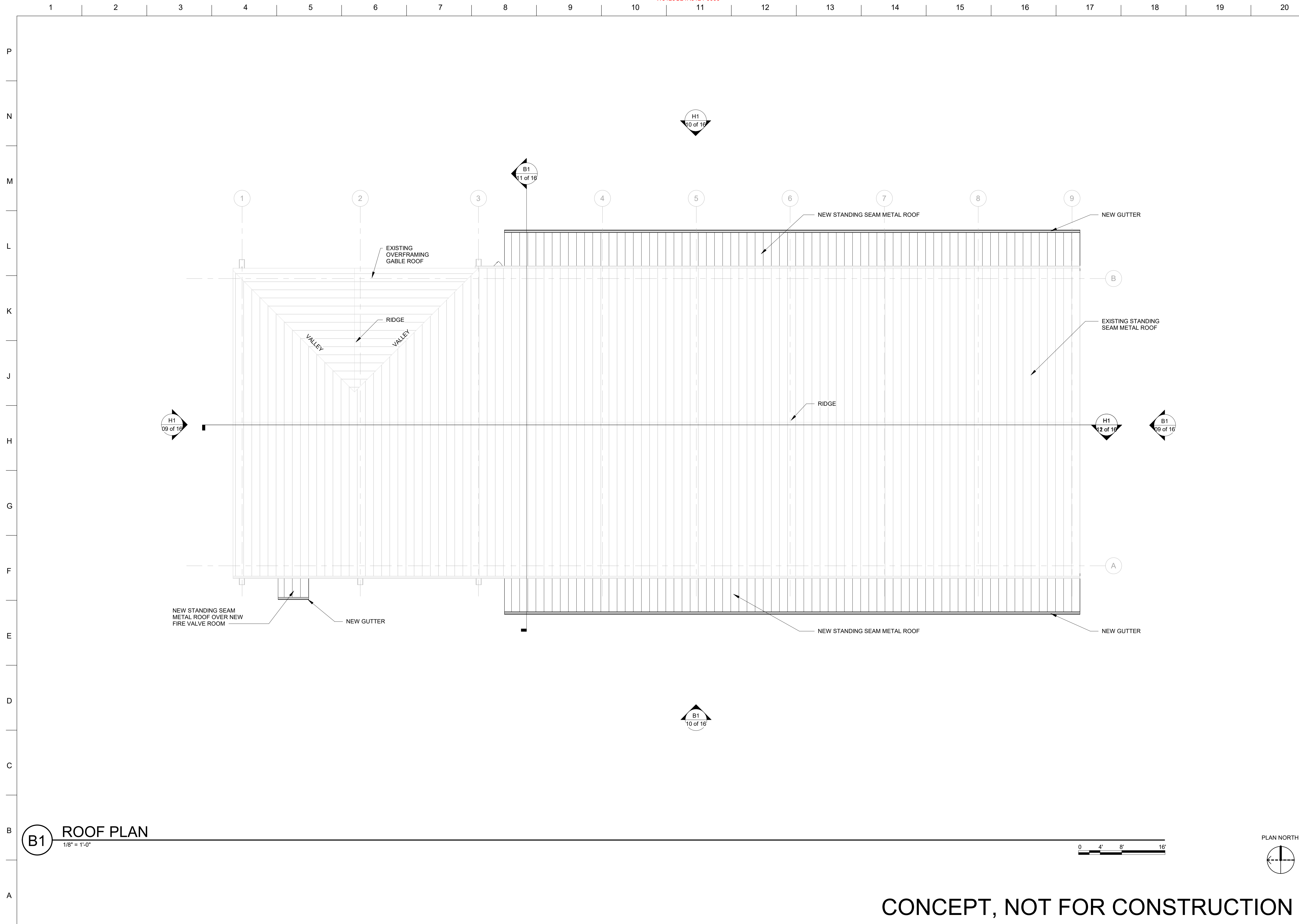
Plot Date: 2/17/2016 12:09:44 PM File Path: File Path

CONCEPT, NOT FOR CONSTRUCTION

B1 REFLECTED CEILING PLAN - BID OPTION 1
1/8" = 1'-0"



CONCEPT, NOT FOR CONSTRUCTION



B1 ROOF PLAN
1/8" = 1'-0"

ROOF PLAN
FOR INFORMATION ONLY

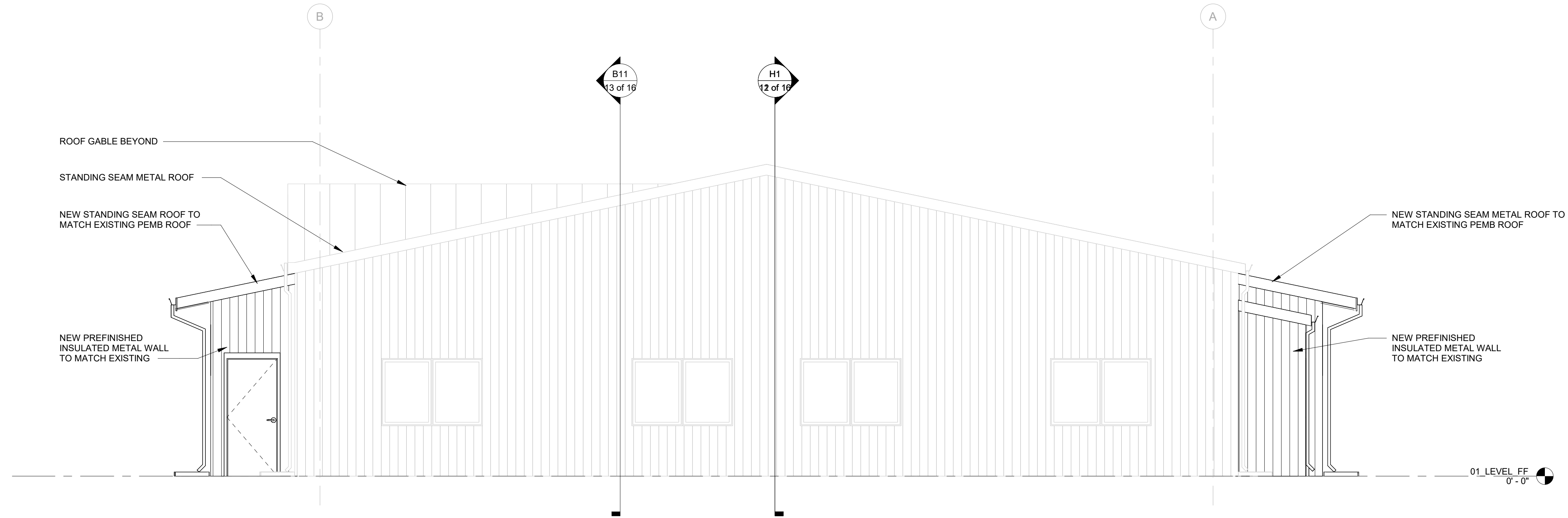
FORT POLK, LOUISIANA
ANIMAL BUILDING
102842

Plot Date: 2/17/2016 12:09:44 PM File Path: File Path

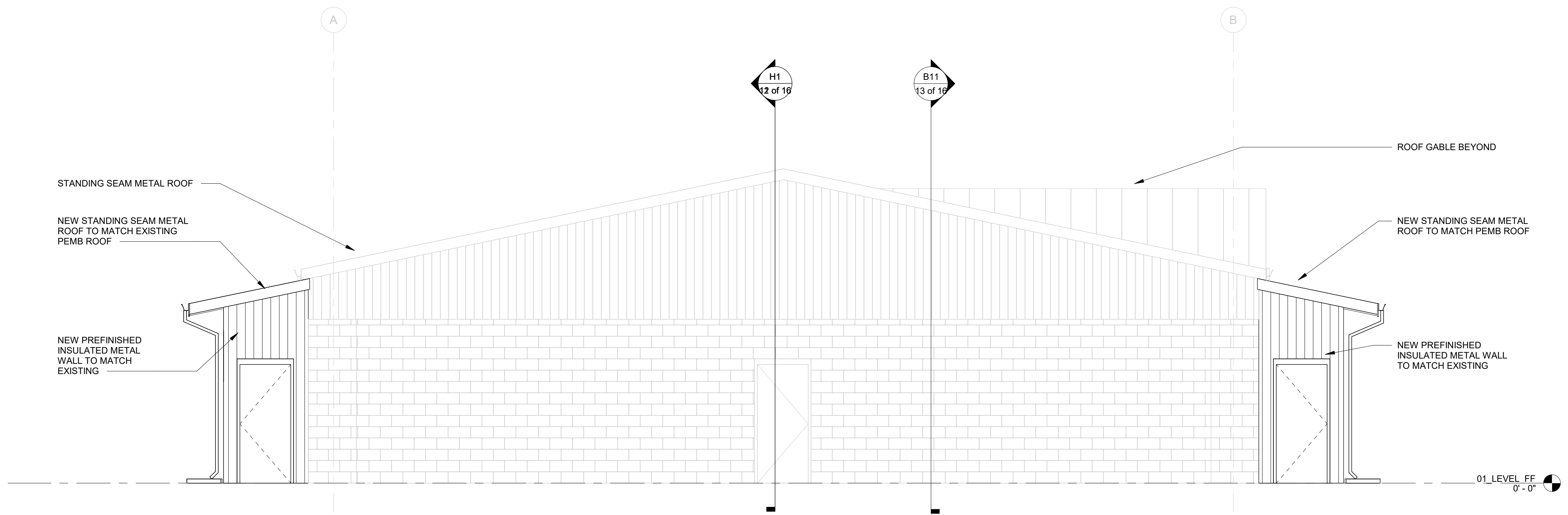
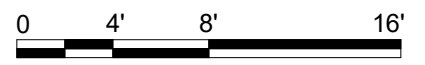
CONCEPT, NOT FOR CONSTRUCTION

CONCEPT, NOT FOR CONSTRUCTION

P
N
M
L
K
J
H
G
F
E
D
C
B
A



H1 WEST ELEVATION
1/4" = 1'-0"



B1 EAST ELEVATION
1/4" = 1'-0"



CONCEPT, NOT FOR CONSTRUCTION

EAST AND WEST ELEVATIONS

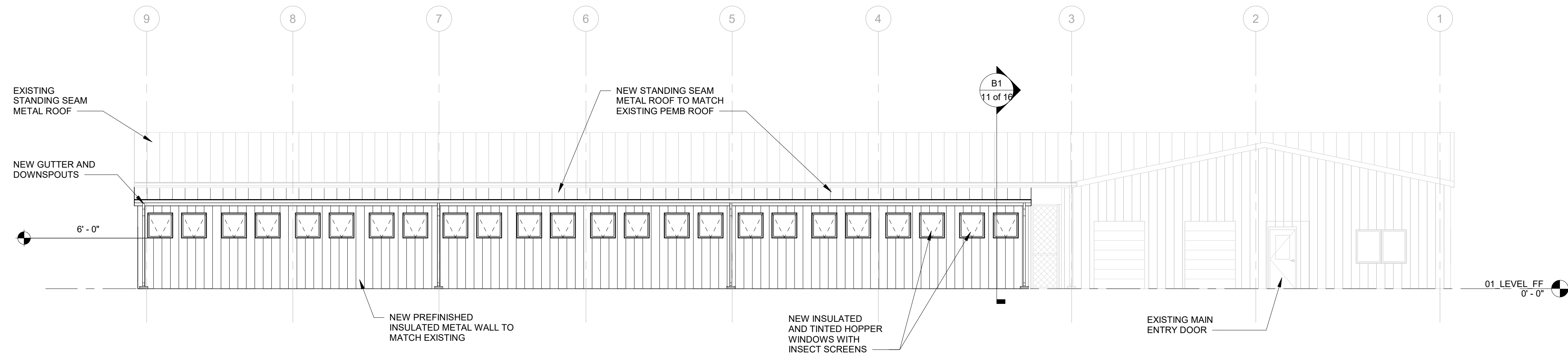
FOR INFORMATION ONLY

File Path: File Path: 2/17/2016 12:09:44 PM

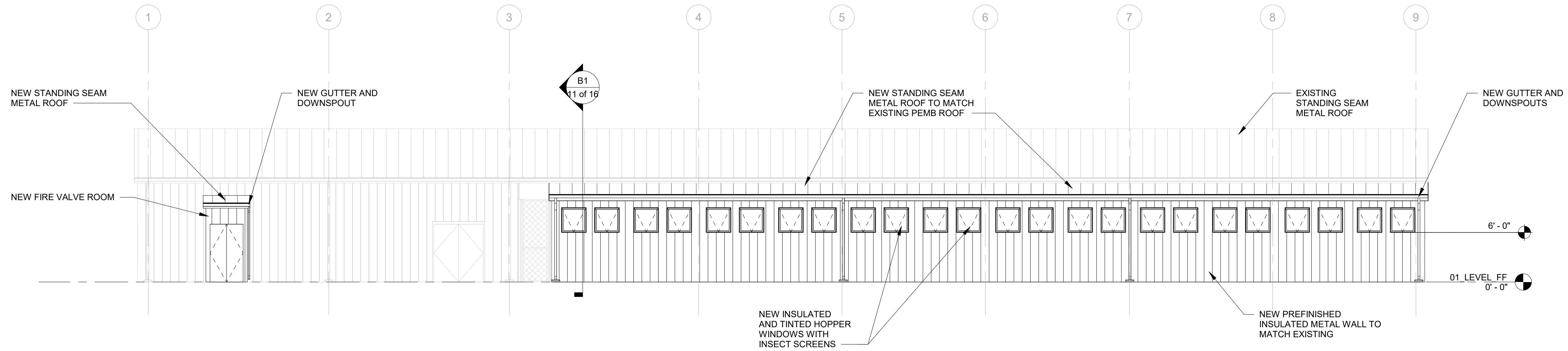
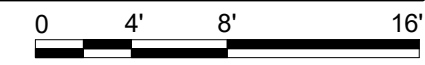
FORT POLK, LOUISIANA
ANIMAL BUILDING
102842

CONCEPT, NOT FOR CONSTRUCTION

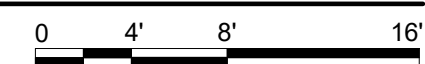
P
N
M
L
K
J
H
G
F
E
D
C
B
A



H1 NORTH ELEVATION
1/8" = 1'-0"



B1 SOUTH ELEVATION
1/8" = 1'-0"



CONCEPT, NOT FOR CONSTRUCTION

NORTH AND SOUTH ELEVATIONS

FOR INFORMATION ONLY

File Path:

File Path:

File Path:

File Path:

File Path:

File Path:

File Path:

File Path:

File Path:

File Path:

File Path:

File Path:

File Path:

File Path:

File Path:

File Path:

File Path:

File Path:

File Path:

File Path:

File Path:

File Path:

File Path:

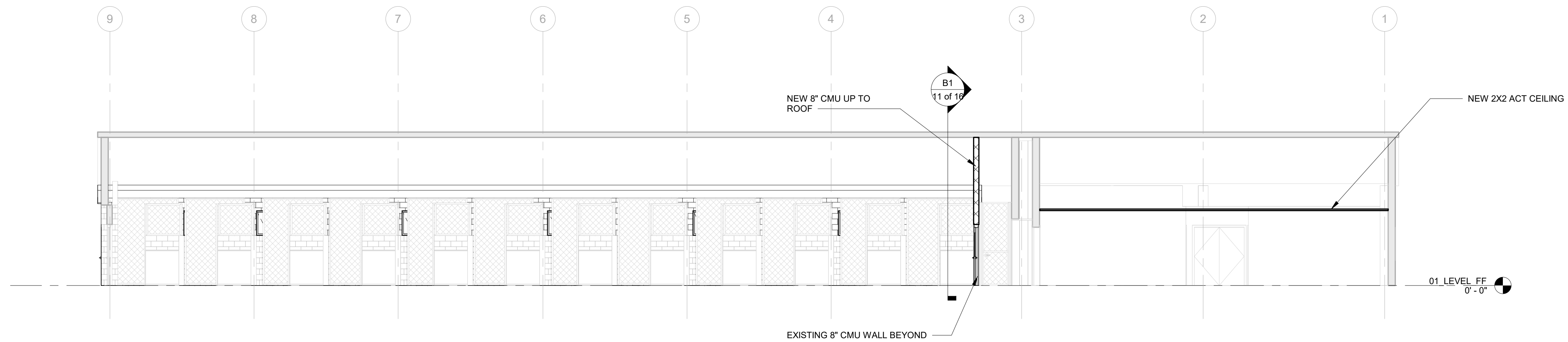
File Path:

File Path:

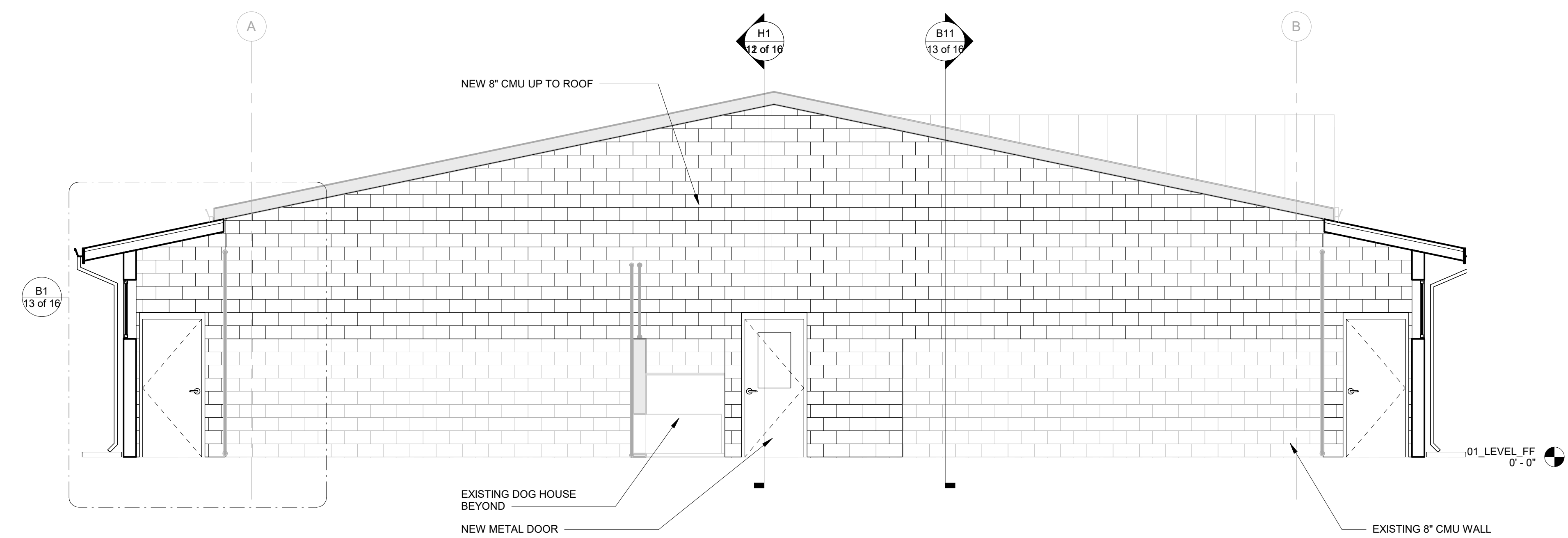
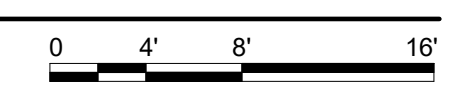
File Path:

FORT POLK, LOUISIANA
ANIMAL BUILDING
102842

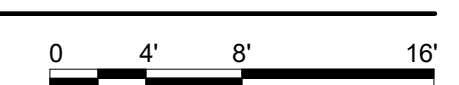
P
N
M
L
K
J
H
G
F
E
D
C
B
A



H1 BUILDING LONGITUDINAL SECTION
1/8" = 1'-0"



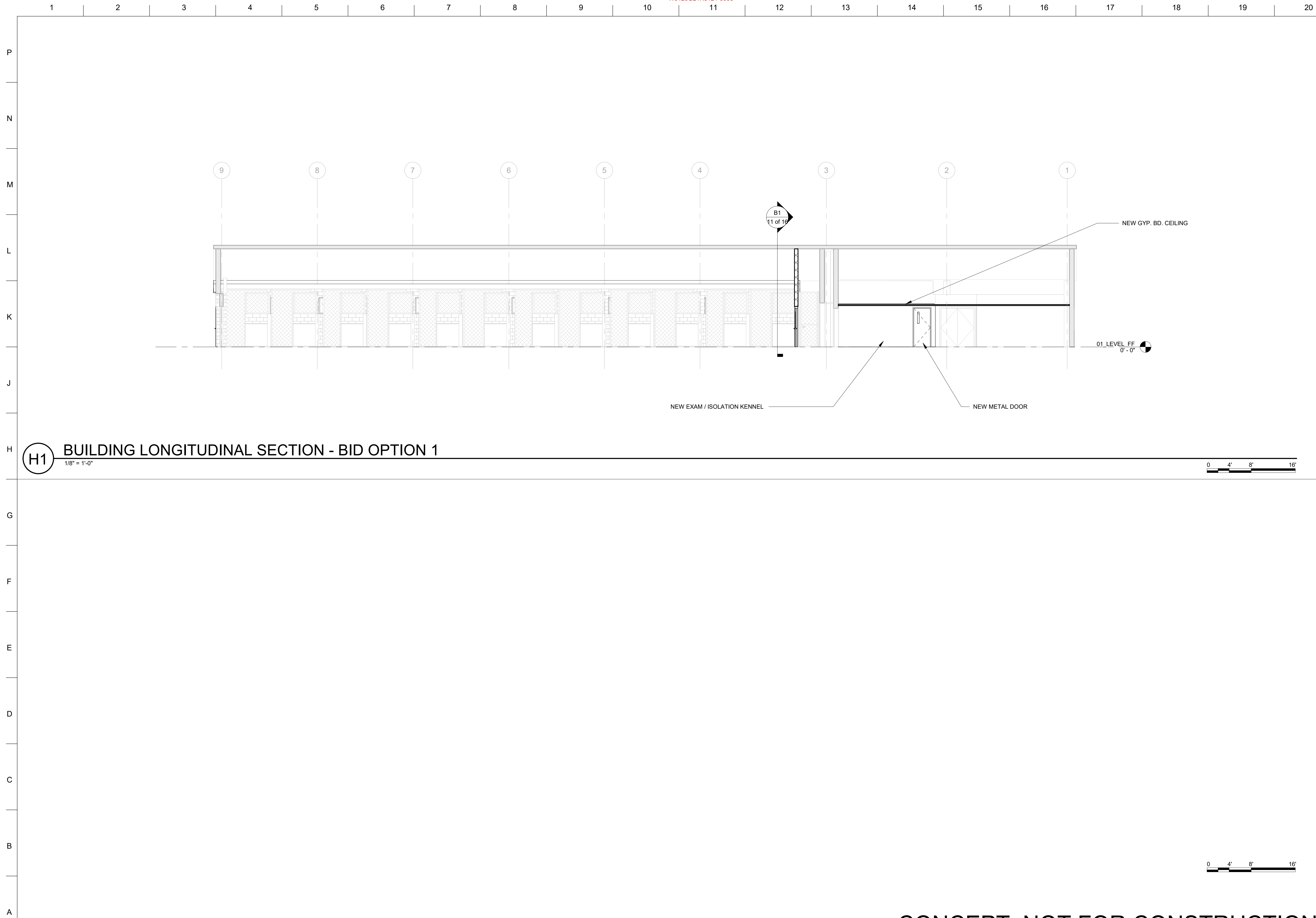
B1 BUILDING CROSS SECTION
1/4" = 1'-0"



CONCEPT, NOT FOR CONSTRUCTION

BUILDING CROSS AND LONGITUDINAL SECTIONS
FOR INFORMATION ONLY

FORT POLK, LOUISIANA
ANIMAL BUILDING
102842



H1 BUILDING LONGITUDINAL SECTION - BID OPTION 1
 1/8" = 1'-0"

BUILDING CROSS AND LONGITUDINAL SECTIONS - BID OPTION 1
 FOR INFORMATION ONLY

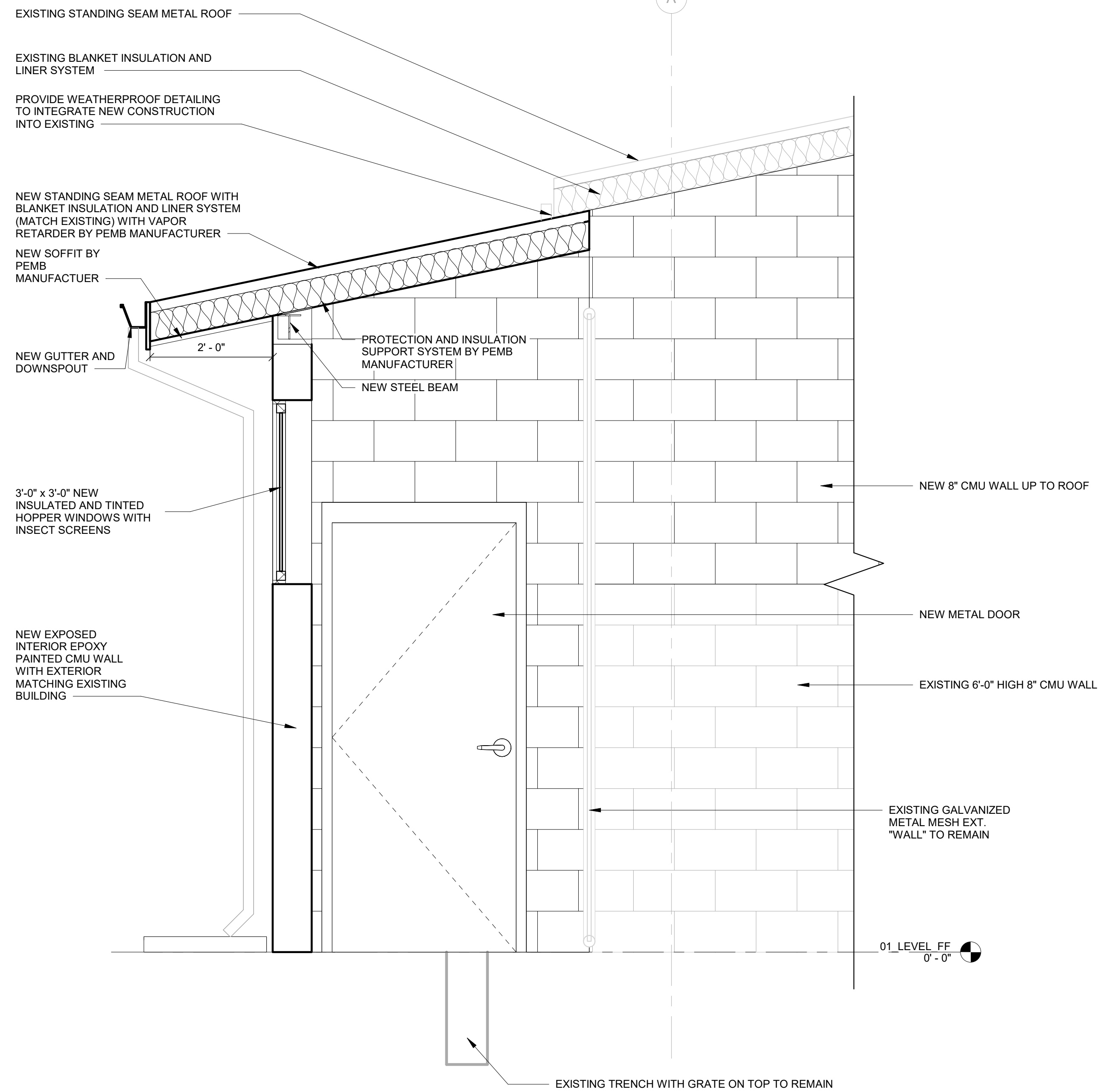
FORT POLK, LOUISIANA
 ANIMAL BUILDING
 102842

CONCEPT, NOT FOR CONSTRUCTION

CONCEPT, NOT FOR CONSTRUCTION

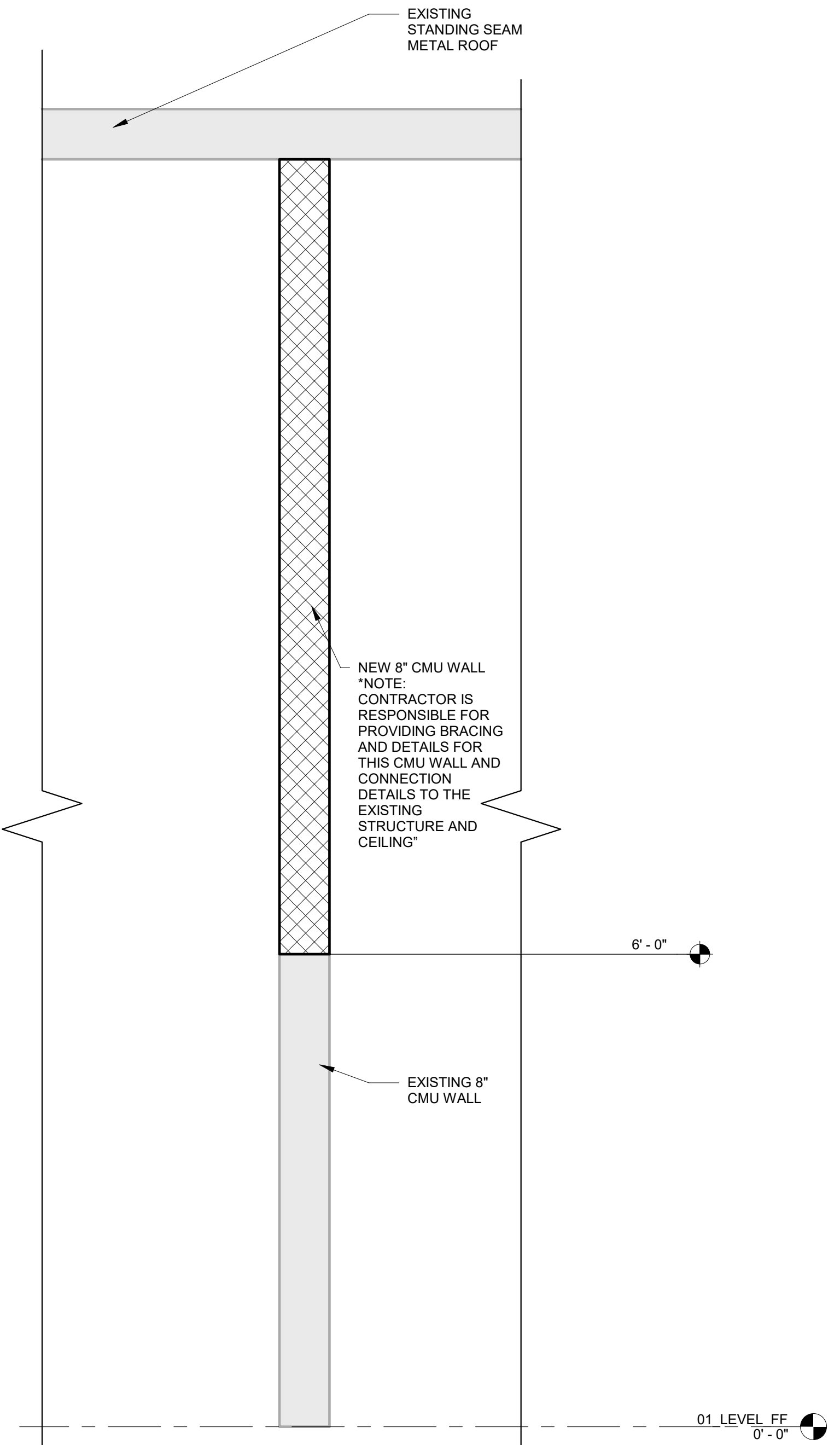

Plot Date: 2/17/2016 12:09:44 PM File Path: File Path:

P
N
M
L
K
J
H
G
F
E
D
C
B
A




B1 EXTERIOR WALL SECTION

3/4" = 1'-0"



B11 CMU WALL ADDITION TO KENNEL AREA

3/4" = 1'-0"



WALL SECTIONS


FOR INFORMATION ONLY

FORT POLK, LOUISIANA
ANIMAL BUILDING
102842

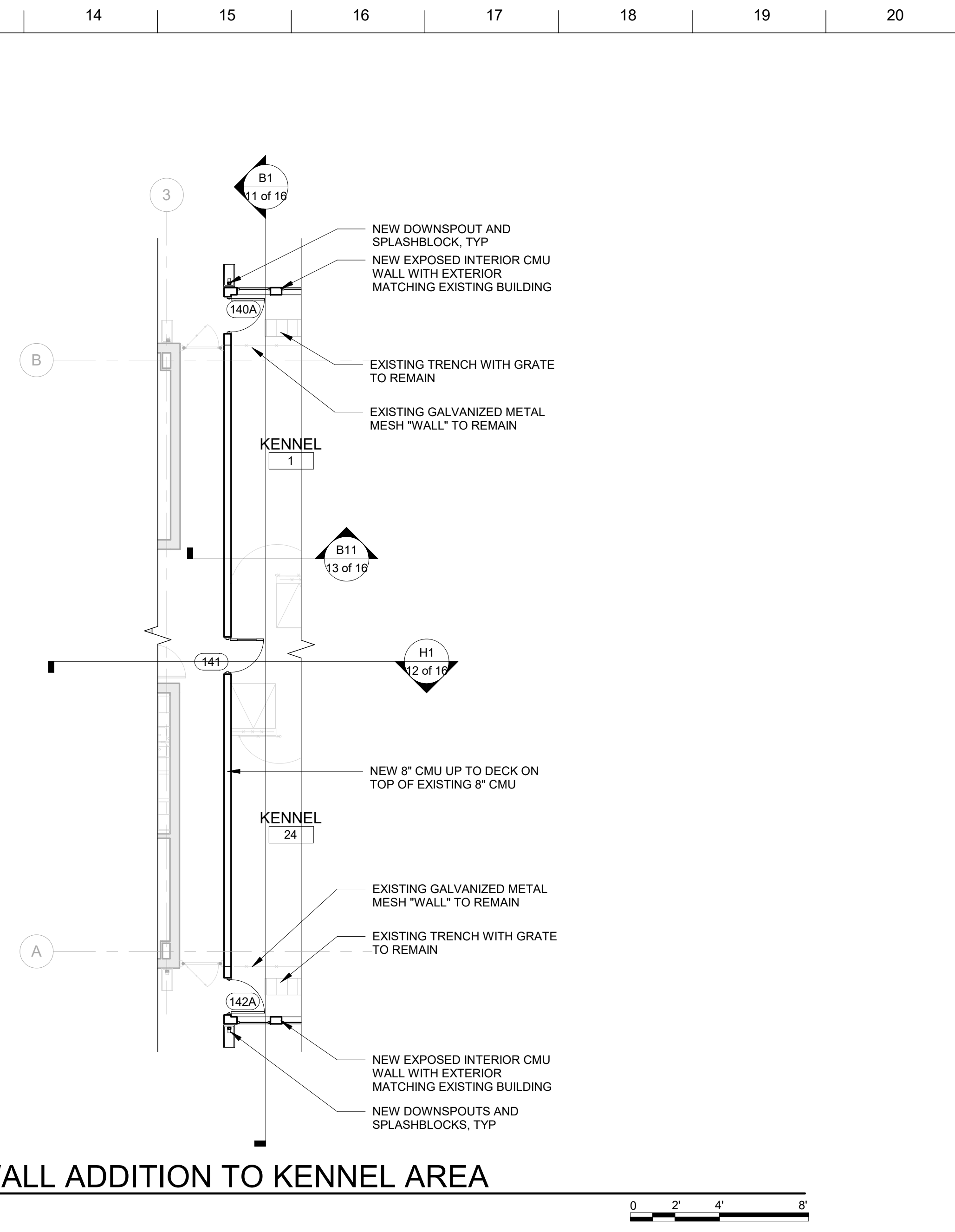
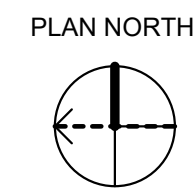
Plot Date: 2/17/2016 12:09:44 PM File Path: File Path

CONCEPT, NOT FOR CONSTRUCTION

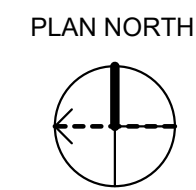
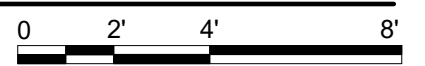
CONCEPT, NOT FOR CONSTRUCTION



B1 ENLARGED CHANGING AND HANDLERS / CONF ROOMS
1/2" = 1'-0"



F11 ENLARGED CMU WALL ADDITION TO KENNEL AREA
1/8" = 1'-0"



CONCEPT, NOT FOR CONSTRUCTION

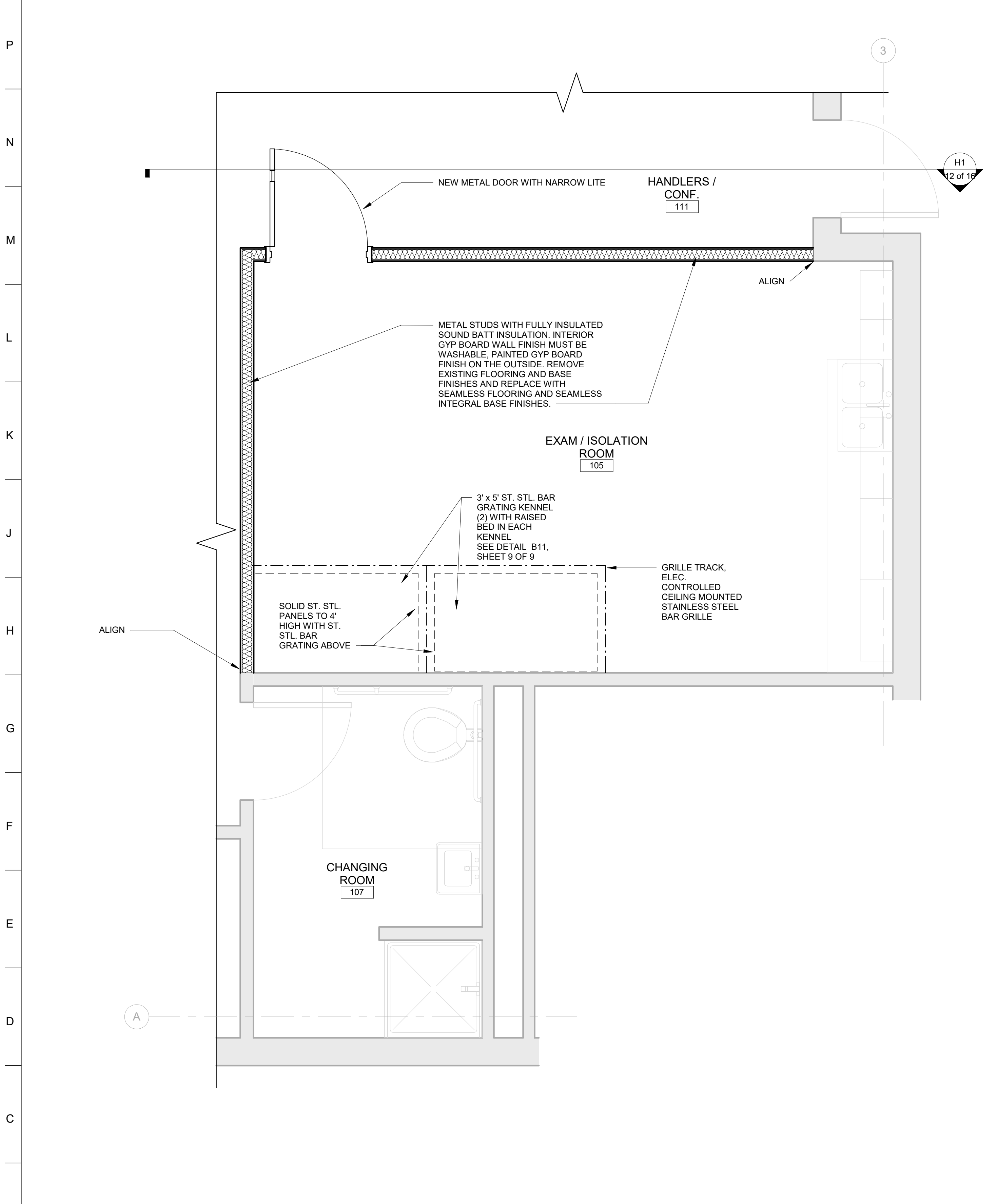
ENLARGED PLANS

FOR INFORMATION ONLY


FORT POLK, LOUISIANA
ANIMAL BUILDING
102842

Plot/Date: 2/17/2016 12:09:44 PM File Path: File Path

CONCEPT, NOT FOR CONSTRUCTION



B1 ENLARGE EXAM / ISOLATION ROOM - BID OPTION 1
 1/2" = 1'-0"
 0 2' 4' 8'



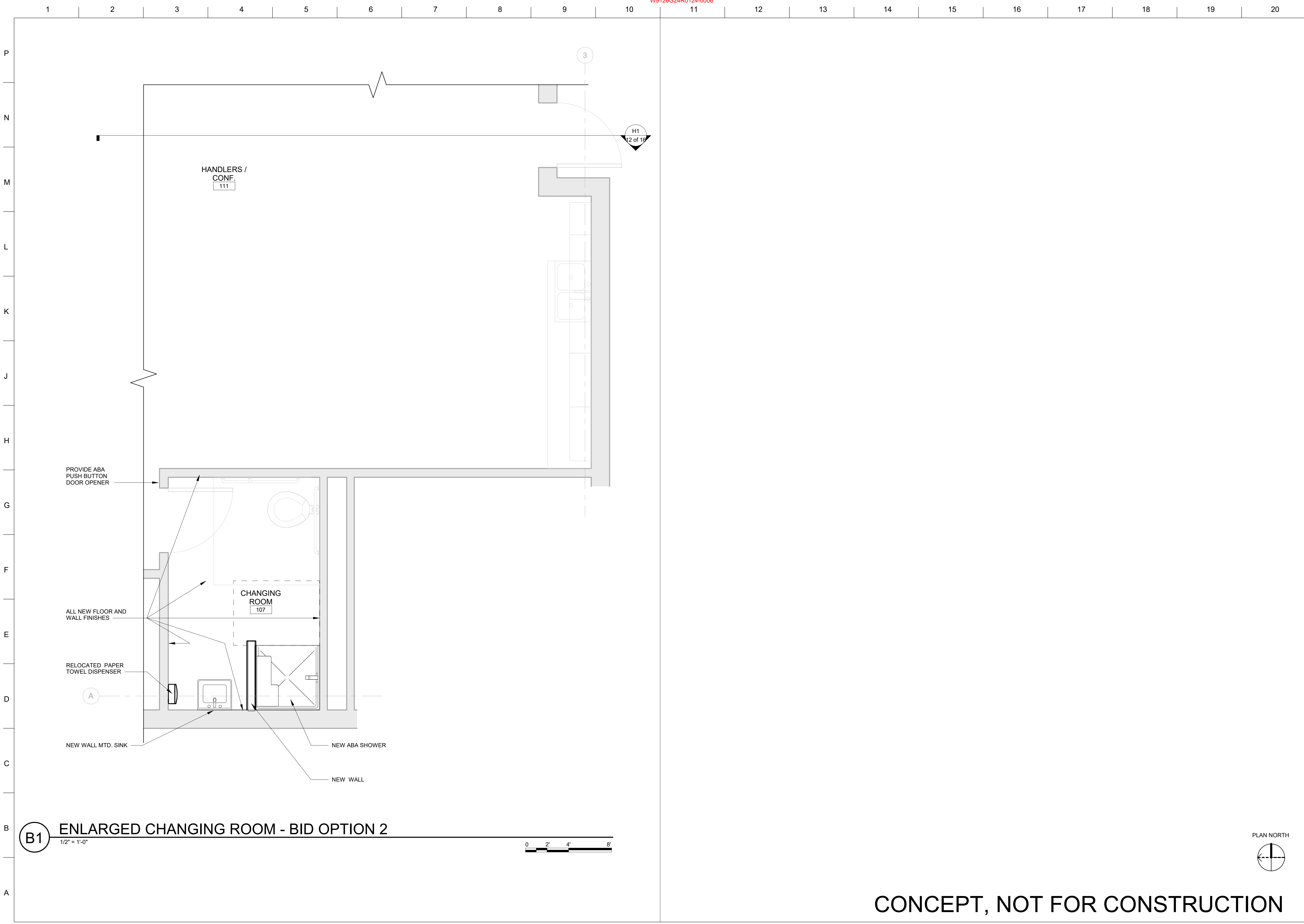
B11 ISOLATION KENNEL COMPARTMENTS
 1/2" = 1'-0"
 0 2' 4' 8' PLAN NORTH

CONCEPT, NOT FOR CONSTRUCTION

ENLARGED PLANS - BID OPTION 1
FOR INFORMATION ONLY

FORT POLK, LOUISIANA
ANIMAL BUILDING
102842

PAGE 15 of 16
CONCEPT, NOT FOR CONSTRUCTION



B1 ENLARGED CHANGING ROOM - BID OPTION 2
 1/2" = 1'-0"



CONCEPT, NOT FOR CONSTRUCTION

FORT POLK, LOUISIANA
 ANIMAL BUILDING
 102842

ENLARGED PLANS - BID OPTION 2

Door Schedule													
Door Number	Room Number	Door						Frame		Hardware	Fire Rating Label	STC Rating	Remarks
		Size			Mat	Type	Glaz	Mat	Type				
Mark	Mark	Width	Height	Thick									
109	109	PR 2'-0"	7'-0"	1 3/4"	HM	FP	-	HM	A	Set #2	-	-	INSULATATED HOLLOW METAL DOOR AND FRAME.
140A	140	3'-0"	7'-0"	1 3/4"	HM	FP	-	HM	B	Set #1	-	-	INSULATATED HOLLOW METAL DOOR AND FRAME.
140B	140	3'-0"	7'-0"	1 3/4"	HM	FP	-	HM	B	Set #1	-	-	INSULATATED HOLLOW METAL DOOR AND FRAME.
141	14	3'-0"	7'-0"	1 3/4"	HM	HG	-	HM	B	Set #1	-	-	INSULATATED HOLLOW METAL DOOR AND FRAME.
142A	142	3'-0"	7'-0"	1 3/4"	HM	FP	-	HM	B	SET #1	-	-	INSULATATED HOLLOW METAL DOOR AND FRAME.
142B	142	3'-0"	7'-0"	1 3/4"	HM	FP	-	HM	B	SET #1	-	-	INSULATATED HOLLOW METAL DOOR AND FRAME.
BID OPTION #1													
105	105	3'-0"	7'-0"	1 3/4"	HM	NV	TEMP	HM	A	SET #3	-	-	INSULATATED HOLLOW METAL DOOR AND FRAME

Abbreviations
 FP FLUSH PANEL
 HG HALF GLASS
 HM HOLLOW METAL
 NV NARROW VIEW

Hardware sets

#1 - 3 Hinges

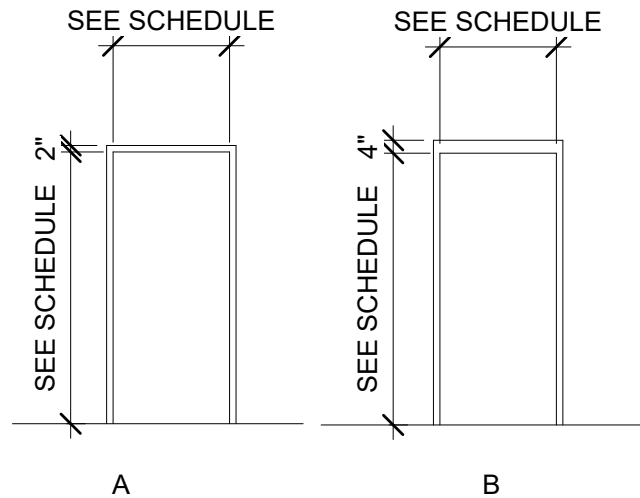
- 1 Exit Device
- 1 Interchangeable Core
- 1 Surface Closer
- 1 Casketing
- 1 Rain Guard
- 1 Kick Plate
- 1 Sweep
- 1 Threshold

#2 - 6 Hinges

- 2 Flush Bolt
- 1 Storeroom Lock
- 1 Interchangeable Core
- 1 Surface Closer
- 2 Casketing
- 2 Sweep
- 1 Threshold

#3 - 3 Hinges

- 1 Privacy Lock
- 1 Interchangeable Core
- 1 Door Stop
- 3 Door Silencers



DOOR FRAME TYPES