

**LATHAN · McKEE**  
ARCHITECTS

300 CHASE PARK SOUTH • SUITE 200 • HOOVER, ALABAMA 35244  
205-988-9112

**ADDENDUM NO. 1**  
**ELEVATOR REPLACEMENT AT TALLADEGA COUNTY BOARD OFFICE**  
**Architect Job No. 25-96**  
**Bid No. 1817**  
**June 16, 2026**  
**DCM #2026399**

---

**BIDS DUE:**

**Thursday, June 25, 2026, until  
11:00 a.m., local time, held at  
Talladega County Board of Education  
106 South St. W.  
Talladega, AL 35160**

---

The Plans and Specifications are here by amended. The following supersedes all contrary and/or conflicting information and is made part of the contract documents.

---

**GENERAL**

1. **ADVERTISEMENT FOR BIDS:** See attached Advertisement for additional information.

**DRAWINGS**

1. **Sheet E1.1 – Electrical Plan:** Revised to change the breaker for sump pump to be GFCI breaker.

ADVERTISEMENT FOR BIDS

Sealed proposals, in duplicate, from Qualified General Contractors will be received by the Awarding Authority: Talladega County Board of Education, held at 106 South St. W., Talladega, AL 35160, until 10:00 a.m. local time, Thursday, June 25, 2026, for:

**TRACK REPAVING AT MUNFORD HIGH SCHOOL  
ARCHITECT JOB NO. 25-94  
BID NO. 1815**

and

Sealed proposals, in duplicate, from Qualified General Contractors will be received by the Awarding Authority: Talladega County Board of Education, held at 106 South St. W., Talladega, AL 35160, until 10:30 a.m. local time, Thursday, June 25, 2026, for:

**NEW FIELD HOUSE AT MUNFORD HIGH SCHOOL  
ARCHITECT JOB NO. 25-95  
BID NO. 1816**

and

Sealed proposals, in duplicate, from Qualified General Contractors will be received by the Awarding Authority: Talladega County Board of Education, held at 106 South St. W., Talladega, AL 35160, until 11:00 a.m. local time, Thursday, June 25, 2026, for:

**ELEVATOR REPLACEMENT AT TALLADEGA COUNTY BOARD OFFICE  
ARCHITECT JOB NO. 25-96  
BID NO. 1817**

At such time and place, the bids will be opened and read. Bids that are received via mail and not presented at the bid opening are to be considered non-responsive. It is the responsibility of the bidder to assure that bids are presented at the time of the bid if they choose to mail the bid. Contractors must notify the Awarding Authority if a bid is to be received by mail.

A cashier's check or bid bond payable to Talladega County Board of Education in an amount not less than five (5) percent of the amount of the proposal, but in no event more than \$10,000.00, must accompany the bidder's proposal for each project. Performance and Payment Bonds and evidence of insurance as required in the bid documents will be required at the signing of the Contract.

Drawings and specifications for the project may be examined at the Office of Lathan McKee Architects, 300 Chase Park South, Suite 200, Hoover, AL 35244, and on the Lathan Mckee website ([lathanmckee.com](http://lathanmckee.com)). See Pre-Bid Verification Application below.

General Contractor Bidders may obtain digital copies of drawings and specifications from the Architect for each project upon receipt of the Pre-Bid Verification Application located on the Lathan Mckee website ([lathanmckee.com](http://lathanmckee.com)). In order to access the Pre-Bid Verification Application go to the [lathanmckee.com](http://lathanmckee.com) website and click on the Project Bid List in the top right corner. Once inside the Upcoming Project Bid List select the Project that the bidder would like to obtain documents for and select the Project Info Tab. Once on the Project Info Tab click on the Pre-Bid Verification Application and provide the GC license number, Company name, address, phone number, personal contact information, etc.

Once Lathan Mckee received Pre-Bid Verification Application and has reviewed the GC license number, classifications, and/or sub-classifications, bid limits, and expiration date. The GC will be placed on the bidder's list and shall be notified via email that they can obtain access to the bid documents including; plans, specifications, and addendums from the Lathan Mckee website ([lathanmckee.com](http://lathanmckee.com)). All Addenda shall be loaded to the website and the GC shall receive notification via email of the addendum. It is the GC responsible to verify they have all the updated bid documents including all addendum prior to bid.

Release of contract documents to the bidder does not imply acceptance of the bidder's qualifications by the Owner or Architect.

Hard copy sets of drawings / specifications are the responsibility of the General Contractors to purchase.

Bids received from General Contractors who are not on the Official Bidders List and have completed the Pre-Bid Verification Application may not be accepted or opened. Lathan McKee Architects makes no guarantee for plans and specifications obtained by Contractors and Vendors from sources other than the printed contract documents provided by their firm. Contractors and Vendors who base their pricing from contract documents obtained from other electronic sources, either in part or whole, do so at their own risk.


Bids must be submitted on proposal forms furnished by the Architect or copies thereof, issued either with the original contract documents or by addendum. General Contractors shall not use Proposal Forms other than those provided in the contract documents.

All bidders bidding in amounts exceeding that established by the State Licensing Board for General Contractors must be licensed under the provisions of Title 34, Chapter 8, Code of Alabama, 1975. The Bidder must display current General Contractor's License Number on the outside of the sealed envelope in which the proposal is delivered, or it will not be considered by the Architect or Owner. The Owner reserves the right to reject any or all proposals and to waive technical errors if, in the Owner's judgment, the best interests of the Owner will thereby be promoted.

Talladega County Board of Education  
Awarding Authority

Lathan Associates Architects, P.C. dba Lathan McKee Architects  
205-988-9112

SHEET TITLE:  
ELECTRICAL PLAN



PROJ. MGR.: S. CRAWFORD  
DRAWN: SEC

DATE: MARCH 26, 2026  
REVISIONS  
REVISION NO. 1  
6-3-26

JOB NO. **25-96**  
SHEET NO:

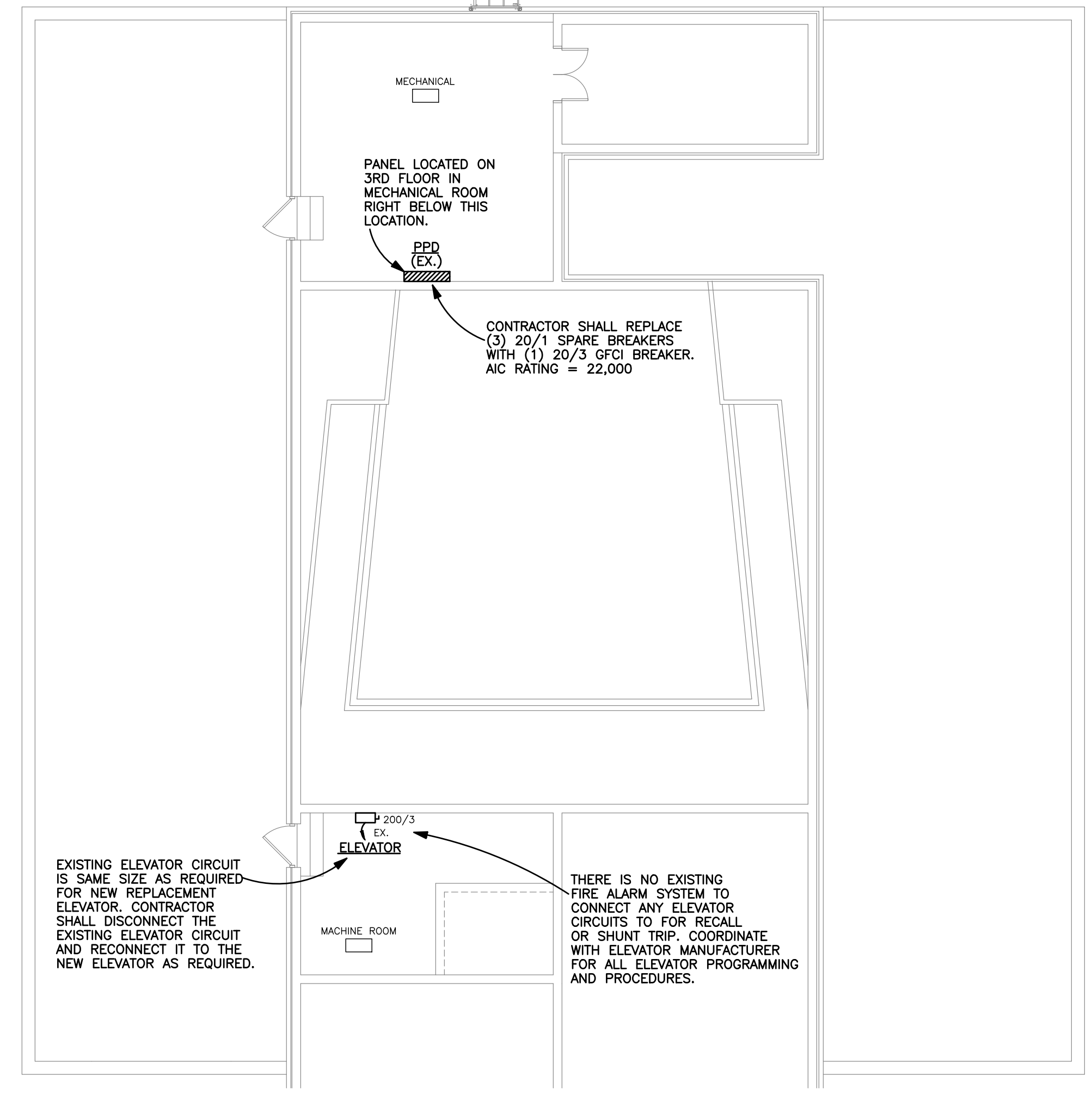
**E11**  
1 OF 1

**ELECTRICAL SYMBOLS**

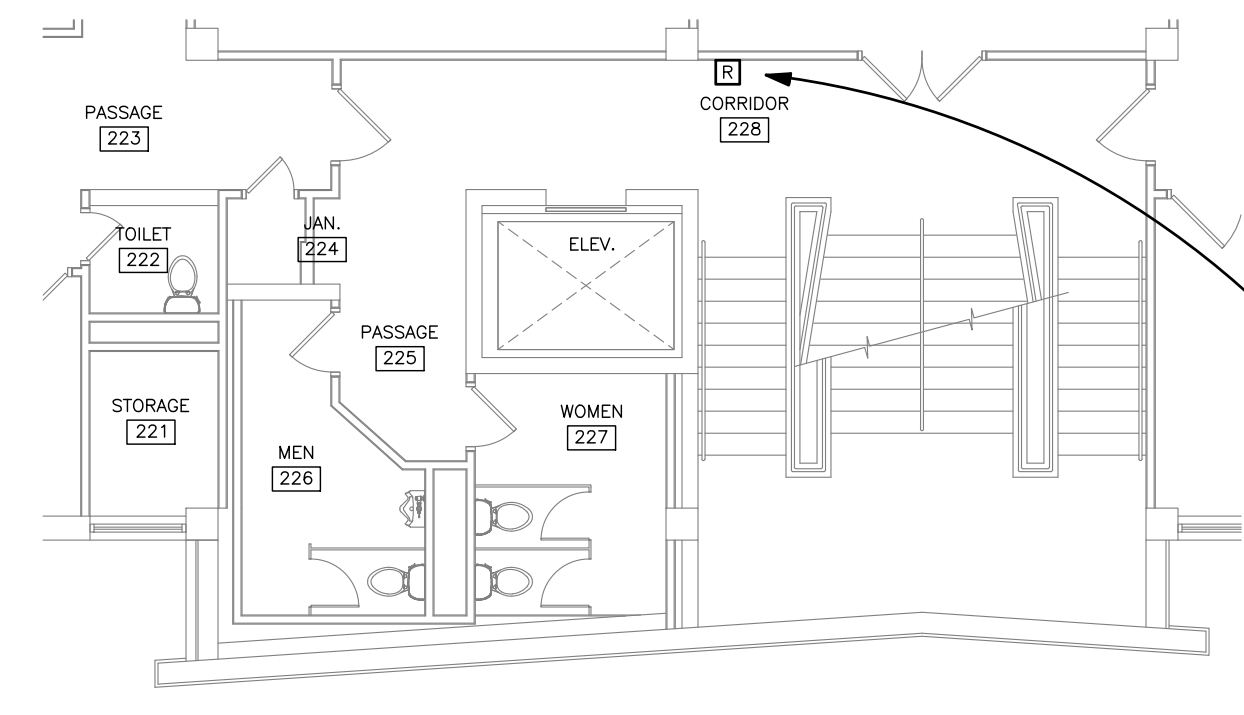
- CEILING OUTLET - FIXTURE "A", CIRCUIT 1, SWITCH a.
- CEILING OUTLET - FLUORESCENT FIXTURE.
- CEILING OUTLET - FLUORESCENT INDUSTRIAL OR STRIP TYPE.
- WALL OUTLET - INCANDESCENT BRACKET TYPE.
- WALL OUTLET - FLUORESCENT BRACKET TYPE.
- WALL OUTLET - DUPLEX OUTLET, 20A, 125V, GROUNDED, PASS & SEYMOUR P75362A-GRY WITH P765TR PLUG TAIL CONNECTOR.
- WALL OUTLET - DUPLEX OUTLET, 20A, 125V, GROUNDED, PASS & SEYMOUR P75362A-GRY WITH P765TR PLUG TAIL CONNECTOR - MOUNT AT 6" ABOVE COUNTER.
- WALL OUTLET - ISOLATED GROUND DOUBLE DUPLEX OUTLET, 20A, 125V, GROUNDED, PASS & SEYMOUR P765362 WITH P765TR PLUG TAIL CONNECTOR. (THESE ARE ORANGE ISOLATED GROUND TYPE RECEPTACLES)
- WALL OUTLET - ISOLATED GROUND DOUBLE DUPLEX OUTLET, 20A, 125V, GROUNDED, PASS & SEYMOUR P765362 WITH P765TR PLUG TAIL CONNECTOR. (THESE ARE ORANGE ISOLATED GROUND TYPE RECEPTACLES)
- WALL OUTLET - DUPLEX OUTLET, 20A, 125V, GROUNDED, PASS & SEYMOUR P72095-GRY WITH P765TR PLUG TAIL CONNECTOR. MOUNT AT 6" ABOVE COUNTER
- WALL OUTLET - DUPLEX OUTLET, 20A, 125V, GROUNDED, WEATHERPROOF, PASS & SEYMOUR P72095-GRY WITH P765TR PLUG TAIL CONNECTOR. INSTALL #MUUC10-CAGV WEATHERPROOF COVER. DEVICE SHALL BE LABELED AS "EXTRA DUTY".
- FLOOR OUTLET - CONDUIT STUB UP.
- CEILING OUTLET - JUNCTION BOX.
- WALL OUTLET - JUNCTION BOX WITH FLEXIBLE CONNECTION TO EQUIPMENT.
- SWITCH OUTLET - AC TYPE, SINGLE POLE, 20A, 120/277V, HUBBELL #1221 - GREY. ("N" DENOTES NARROW)
- SWITCH OUTLET - AC TYPE, THREE WAY, 20A, 120/277V, HUBBELL #1223 - GREY.
- SWITCH MANUAL MOTOR STARTER, SINGLE POLE WITH OVERLOAD PROTECTION.
- LIGHTING PANEL - SEE SPECIFICATIONS AND SCHEDULE.
- POWER PANELS - SEE SPECIFICATIONS AND SCHEDULE.
- BRANCH CIRCUIT CONCEALED IN WALL OR CEILING.
- BRANCH CIRCUIT CONCEALED IN FLOOR OR GROUND.
- HOMERUN TO PANELBOARD - ANY CIRCUIT WITHOUT FURTHER DESIGNATION 2 # 12 & 1 # 12(G) - 1/2" CONDUIT. 3 # 12 & 1 # 12(G) - 3/4" CONDUIT. 4 # 12 & 1 # 12(G) - 3/4" CONDUIT.
- EMPTY CONDUIT - 3/4".
- BRANCH CIRCUIT EXPOSED.
- CONDUIT RUN DOWN WALLS, CONCEALED.
- CONDUIT RUN UP WALLS, CONCEALED.
- MOTOR SHOWN 5hp (TYPICAL) OR 40 AMPS (TYPICAL).
- EXHAUST FAN MOTOR - FRACTIONAL HORSEPOWER.
- MAGNETIC MOTOR STARTER.
- NON-FUSED DISCONNECT SWITCH. (RT - RAUGHTIGHT).
- FUSED DISCONNECT SWITCH.
- ABOVE FINISHED FLOOR.
- VERIFY LOCATION.
- NATIONAL ELECTRICAL CODE.
- GROUND FAULT CIRCUIT INTERRUPTER
- WEATHER PROOF

**GENERAL NOTES**

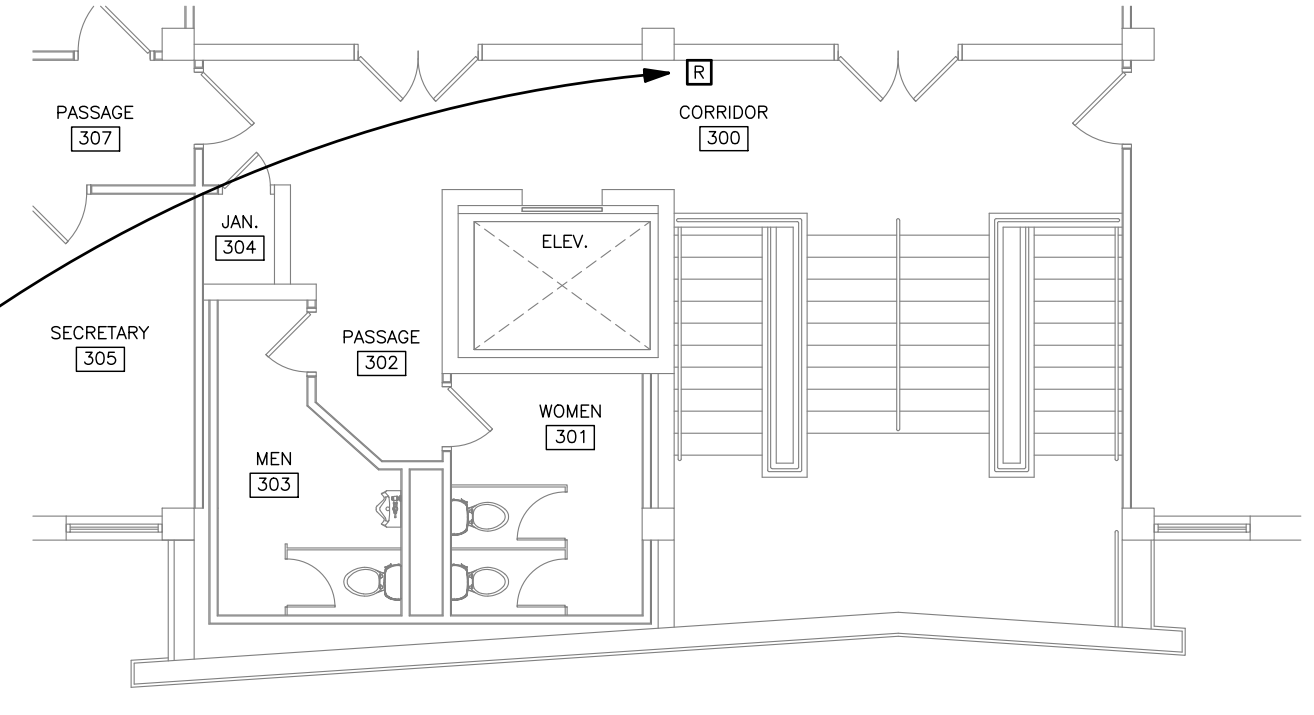
1. SERVICE TO BUILDING IS 120/208 VOLTS, 3 PHASE, 4 WIRE.
2. VERIFY EXACT LOCATION OF ALL MOTORS AND EQUIPMENT BEFORE ROUGHING IN.
3. CONTRACTOR TO VERIFY LOCATION OF ALL OUTLETS PRIOR TO INSTALLATION.
4. ELECTRICAL CONTRACTOR MUST CHECK THE CORRESPONDING MECHANICAL SHEETS AND BE RESPONSIBLE FOR INCLUDING PROPER SERVICE AND CONNECTIONS TO ALL MECHANICAL ITEMS SHOWN THEREON REGARDLESS OF ITS BEING OR NOT BEING SHOWN ON ELECTRICAL SHEETS.
5. ALL CONDUIT CONCEALED UNLESS SPECIFICALLY SHOWN EXPOSED.
6. COORDINATE SERVICES WITH POWER AND COMMUNICATIONS COMPANIES. REMOVE OR RELOCATE ALL POWER AND COMMUNICATIONS CIRCUITS ABOVE OR BELOW GRADE THAT WOULD OBSTRUCT THE CONSTRUCTION OF THE PROJECT OR CONFLICT IN ANY MANNER WITH COMPLETION OF THE PROJECT OR ANY CODE PERTAINING THERETO. IF UTILITY COMPANY REQUIREMENTS ARE AT VARIANCE WITH THESE DRAWINGS AND SPECIFICATIONS, THE CONTRACT PRICE SHALL INCLUDE THE ADDITIONAL COST.
7. IT IS INTENDED THAT SPECIFICATIONS AND PLANS SHALL INCLUDE EVERYTHING REQUIRED AND NECESSARY FOR PROPER AND COMPLETE INSTALLATION OF THE COMPLETE SYSTEMS SHOWN EVEN THOUGH EVERY ITEM MAY NOT BE PARTICULARLY MENTIONED IN DETAIL. THE CONTRACTOR SHALL DELIVER TO OTHER TRADES ANY EQUIPMENT THAT MUST BE INSTALLED DURING CONSTRUCTION. CONTRACTOR SHALL BE RESPONSIBLE FOR FIELD MEASUREMENTS AND COORDINATION OF THE PHYSICAL SIZE OF ALL EQUIPMENT WITH THE ARCHITECTURAL REQUIREMENTS OF THE SPACES INTO WHICH THE EQUIPMENT WILL BE INSTALLED.
8. THIS CONTRACTOR SHALL INSTALL EQUIPMENT GROUNDS THROUGHOUT THIS PROJECT, USING GREEN INSULATED GROUND WIRE. USE OF CONDUIT AS THE ONLY GROUND CONDUCTOR WILL NOT BE ALLOWED. (SIZE GROUND WIRES PER N.E.C.)
9. REMOVE ALL EXISTING PANELBOARDS, DISCONNECTS, FIXTURES, RECEPTACLES, AUXILIARY SYSTEM DEVICES, CONDUIT, CONDUCTORS, ETC. BEING RENDERED OBSOLETE BY THIS PROJECT.
10. WHERE EXISTING REMAINING CIRCUITS ARE BEING INTERRUPTED DUE TO STRUCTURAL AND/OR DESIGN CHANGES, THIS CONTRACTOR WILL EXTEND EXISTING CIRCUITS AS REQUIRED TO MAINTAIN CIRCUIT CONTINUITY TO REMAINING ACTIVE DEVICES.



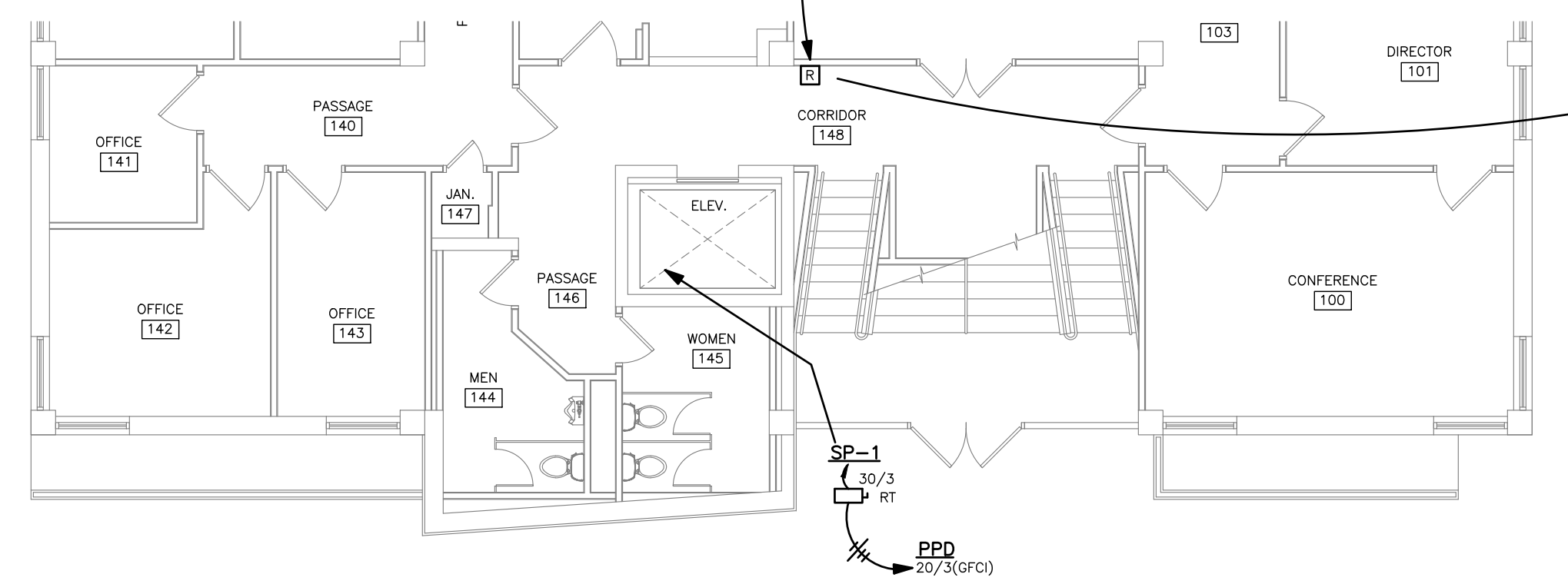
**PENTHOUSE FLOOR PLAN - POWER**  
SCALE: 1/8" = 1'-0"



**FIRST FLOOR PLAN - POWER**  
SCALE: 1/8" = 1'-0"



**SECOND FLOOR PLAN - POWER**  
SCALE: 1/8" = 1'-0"



**GROUND FLOOR PLAN - POWER**  
SCALE: 1/8" = 1'-0"

<b>STEWART ENGINEERING ELECTRICAL CONSULTANTS</b>	
P.O. Box 2233 (36202) 300 East 7th Street (36207) Anniston, Alabama Phone: 256/237-0891 Fax No.: 256/237-1077 Email: services@stewartengineering.org	
Engineer: J. Lance Junkin, P.E. Alabama Reg. 14817	Project Number: 2639